

[54] **COMBINED AMPLIFIER AND TUNER**

[75] Inventors: **Kazuhiko Nishiyama, Tokyo; Takao Itoh, Tachikawa, both of Japan**

[73] Assignee: **Hitachi, Ltd., Tokyo, Japan**

[\*\*] Term: **14 Years**

[21] Appl. No.: **256,089**

[22] Filed: **Apr. 21, 1981**

[30] **Foreign Application Priority Data**

Jan. 19, 1981 [JP] Japan ..... 56-1038

[51] Int. Cl. .... **D14-03**

[52] U.S. Cl. .... **D14/96; D14/72**

[58] Field of Search ..... **D14/1, 5, 6, 68, 71-76, D14/96, 99**

[56] **References Cited**

**U.S. PATENT DOCUMENTS**

D. 249,946 10/1978 Ohtomo ..... D14/96

**OTHER PUBLICATIONS**

Best Products 1980 Buyer's Book, ©1979, p. 335, Item "E", Pioneer Model CTF500.

*High Fidelity*, 9/79, p. 52, Aiwa Top Item, L22 Deck.

*High Fidelity*, 9/79, p. 68, Pioneer SR-303.

*High Fidelity*, 9/79, p. 69, Quad 44 & Sansui AU-X1.

*Primary Examiner*—Jane E. Corrigan

*Attorney, Agent, or Firm*—Antonelli, Terry & Wands

[57] **CLAIM**

The ornamental design for a combined amplifier and tuner, as shown.

**DESCRIPTION**

FIG. 1 is a front, top and right side perspective view of a combined amplifier and tuner showing our new design;

FIG. 2 is a front elevational view thereof;

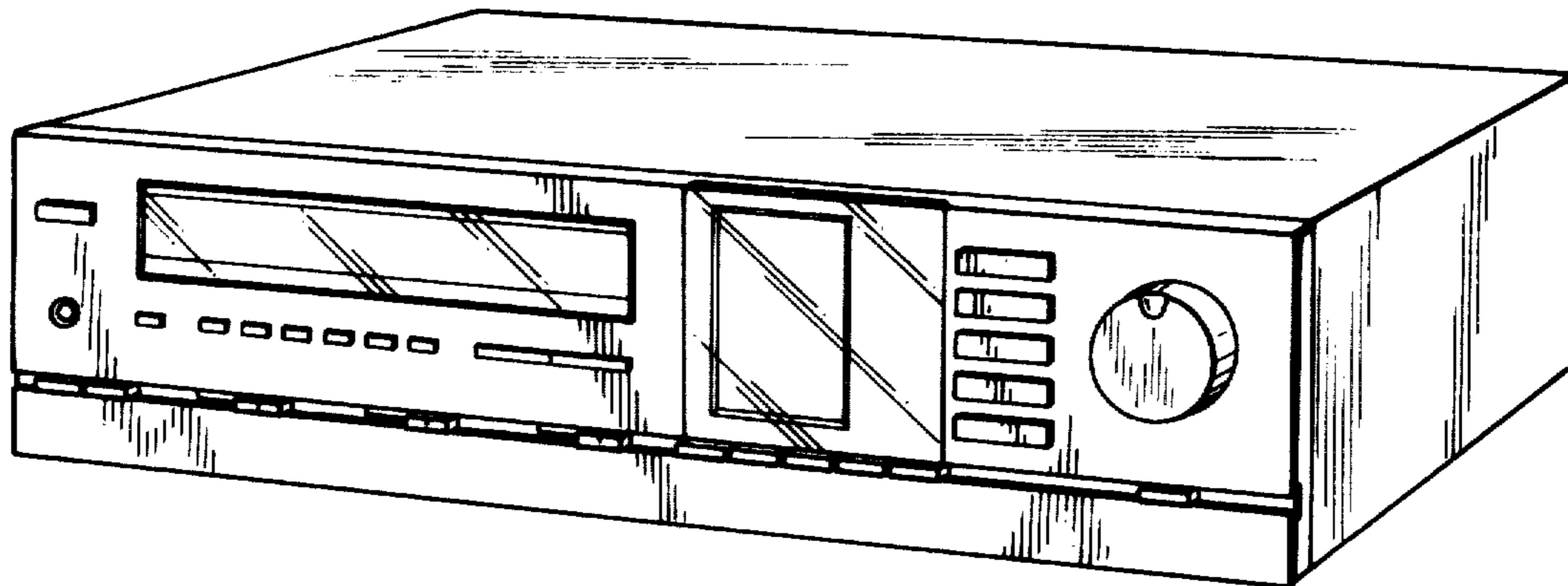
FIG. 3 is a right side elevational view thereof;

FIG. 4 is a top plan view thereof;

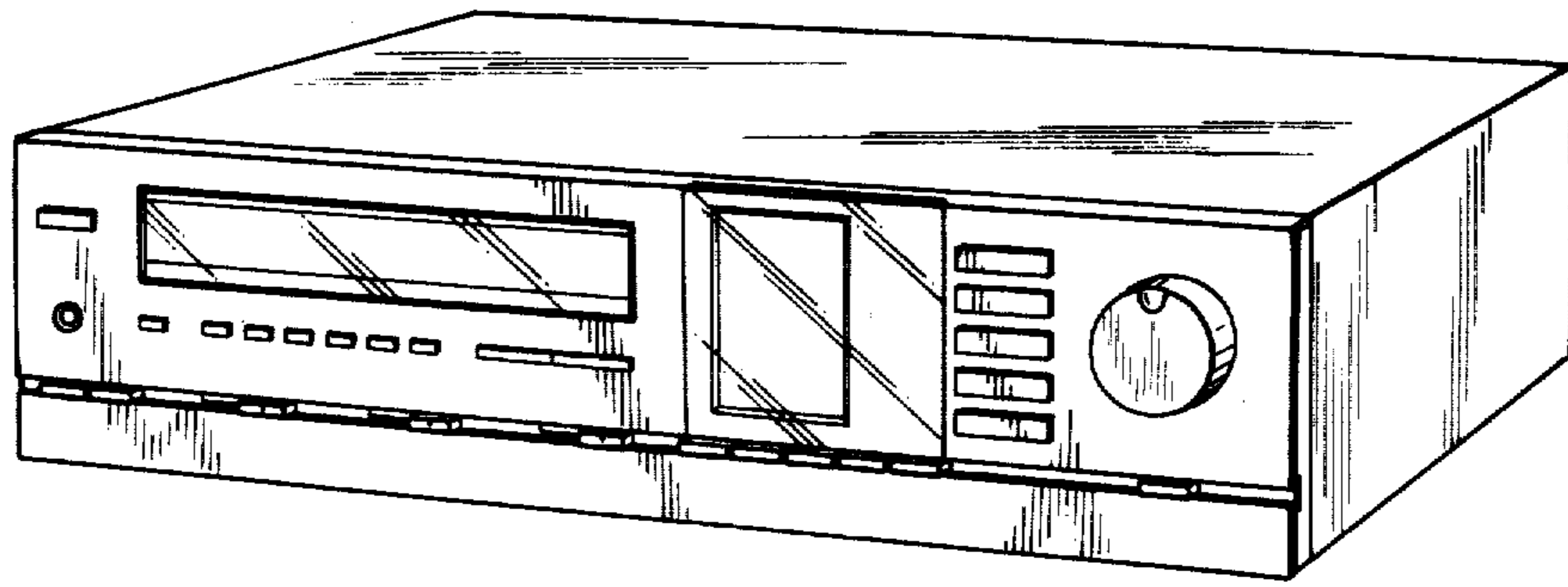
FIG. 5 is a left side elevational view thereof;

FIG. 6 is a rear elevational view thereof; and

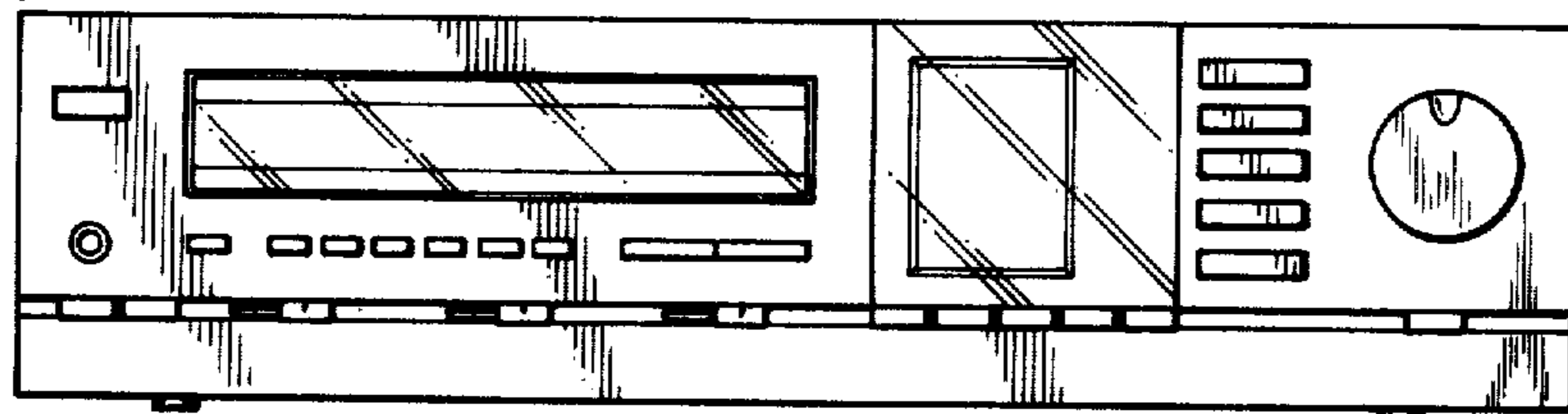
FIG. 7 is a bottom plan view thereof.




*FIG. 1*



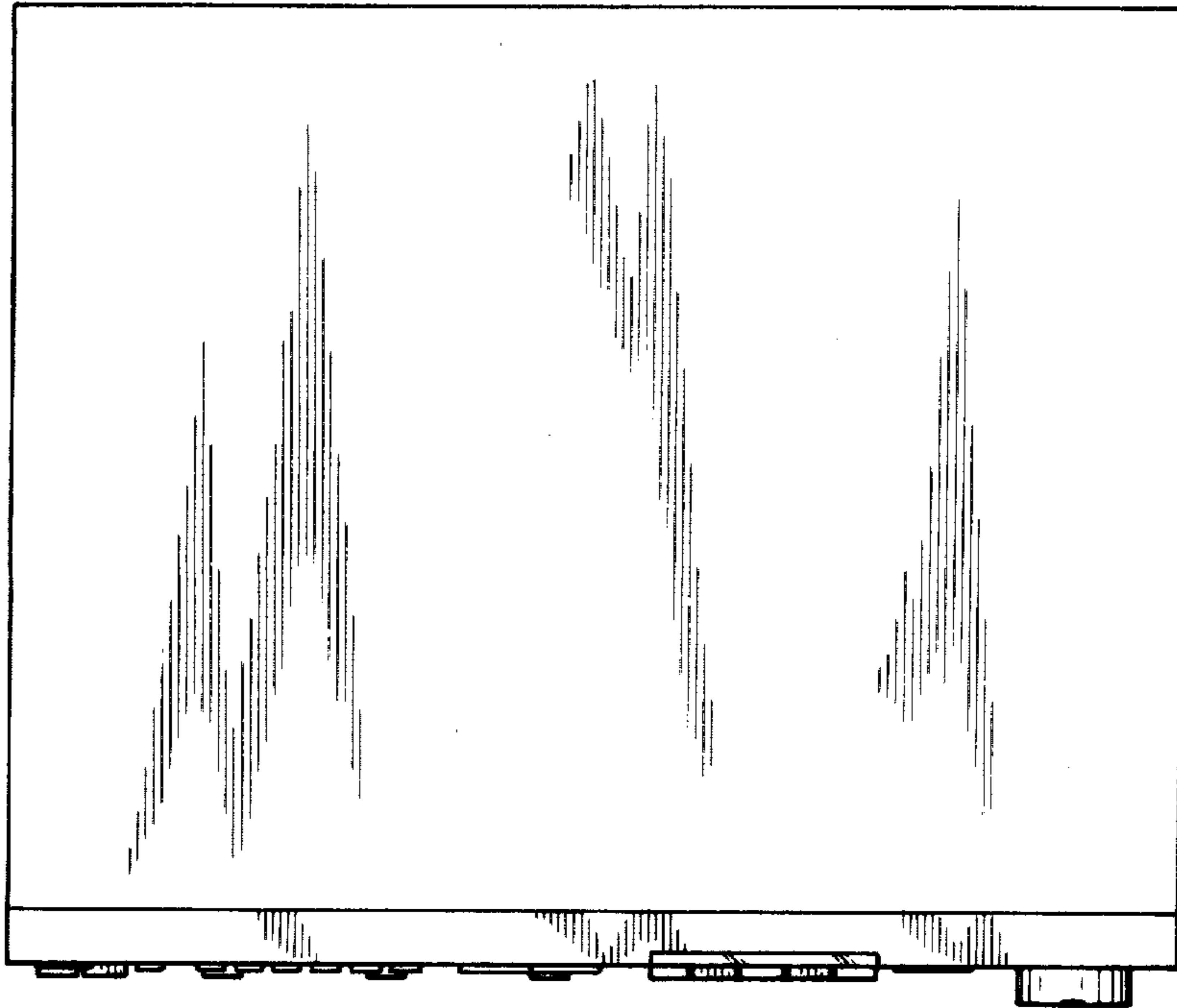
*FIG. 2*




*FIG. 3*



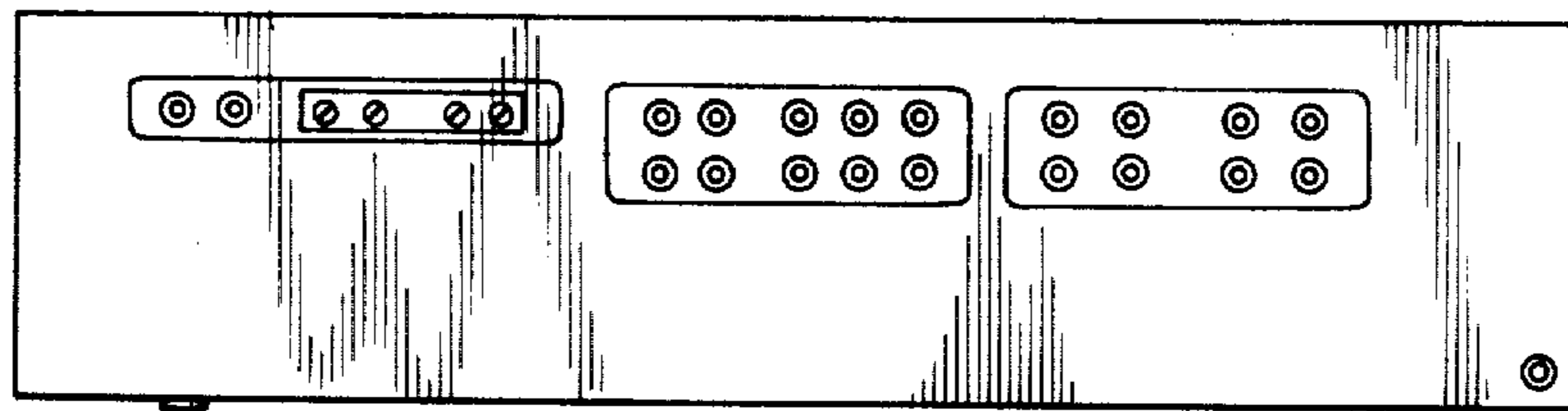
**FIG. 4**



**FIG. 5**



**FIG. 6**



**FIG. 7**

