

[54] **CONDIMENT MILL**

[76] Inventor: **William E. Bounds**, 3737 W. 240th St., Torrance, Calif. 90505

[**] Term: **14 Years**

[21] Appl. No.: **291,306**

[22] Filed: **Aug. 10, 1981**

[51] Int. Cl. **D07-06**

[52] U.S. Cl. **D7/53**

[58] Field of Search **D7/52-55, D7/57, 58, 81, 79; D15/100; D9/353, 355, 359, 365, 366, 390, 352, 399, 389; 222/142.1-142.9**

[56] **References Cited**

U.S. PATENT DOCUMENTS

- D. 23,850 12/1894 Edgars D9/353
- D. 191,216 8/1961 Wish D7/53
- 3,168,256 2/1965 Bounds et al. D7/53 X

OTHER PUBLICATIONS

Olde Thompson Flyer, Item #1-3070S, "Statesman Set", bottom center panel, Mill shown.

Bloomington's Home/Living Cat. vol. II, p. 5, Item #5E-679, Peugeot Pepper Mill, 2nd col. from r., 2nd panel down.

House Beautiful, Nov. 1960, p. 94, Pepper Mill 9½", bottom panel, Gift Imports Ltd.

Pepper Mills by Verity Southall Ltd., p. 3, 10" Super Giant Barbecue-5010-S, Mill at left.

Primary Examiner—Winifred E. Herrmann
Attorney, Agent, or Firm—Edward A. Sokolski

[57] **CLAIM**

The ornamental design for a condiment mill, as shown and described.

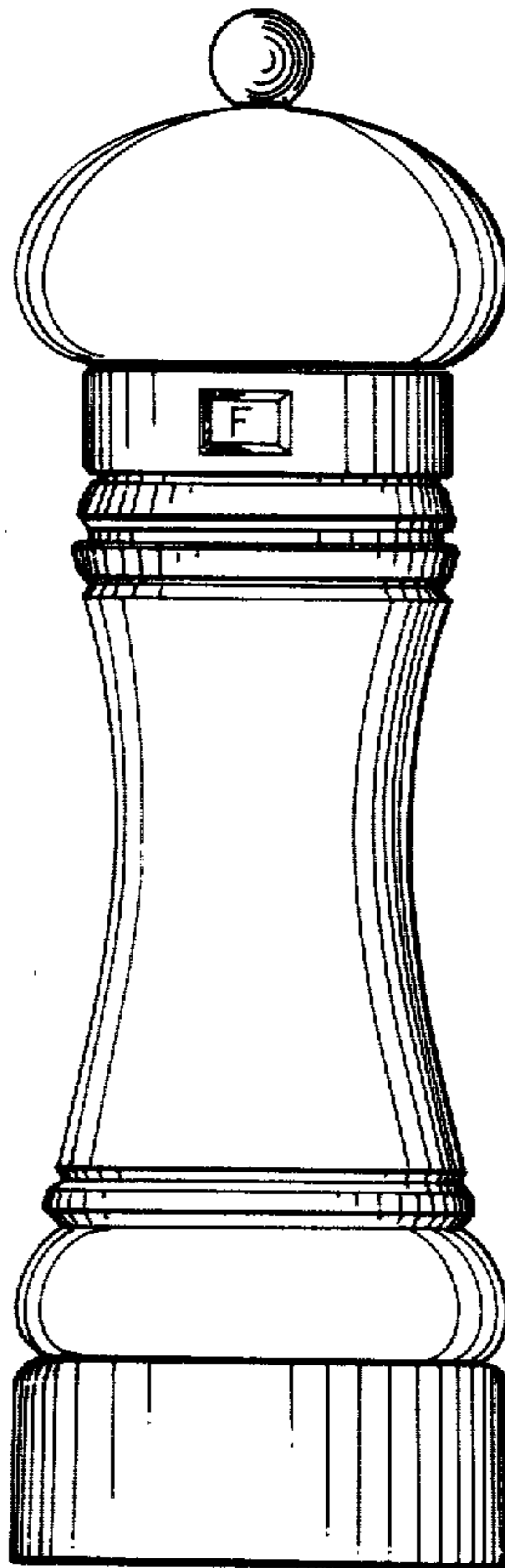
DESCRIPTION

FIG. 1 is a top plan view of my new design for a condiment mill;

FIG. 2 is a side elevational view thereof; and

FIG. 3 is a bottom plan view thereof.

Except for the rectangular panel in FIG. 2, the condiment mill appears the same as viewed from any side thereof.



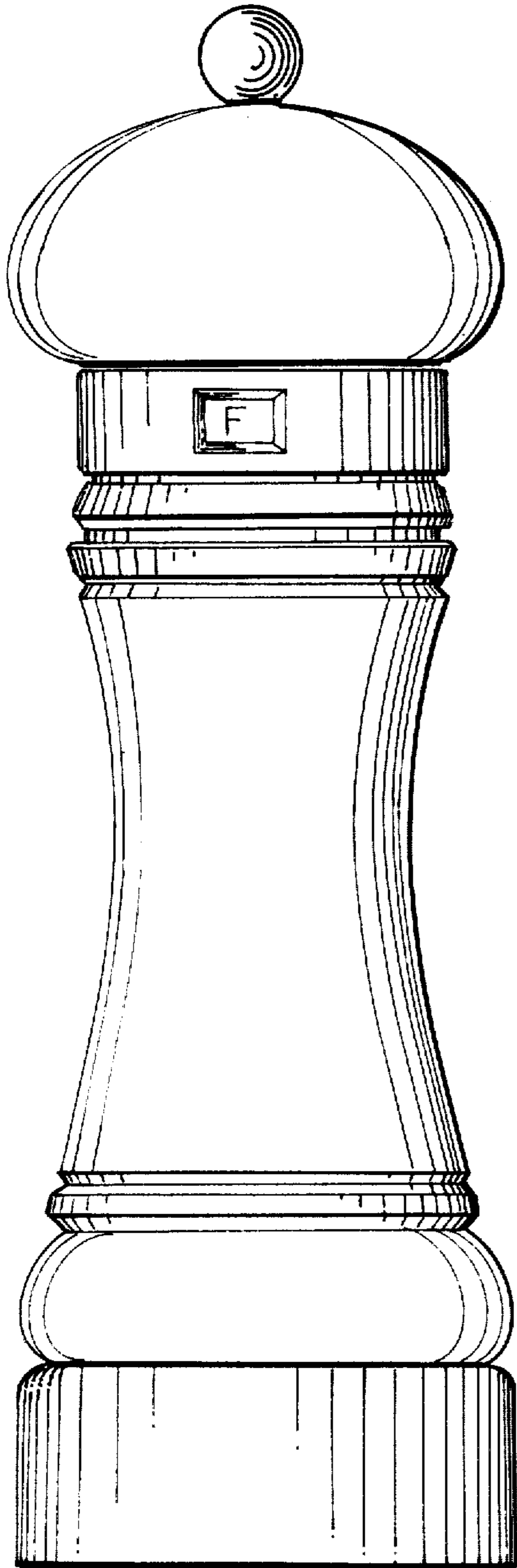


Fig. 2

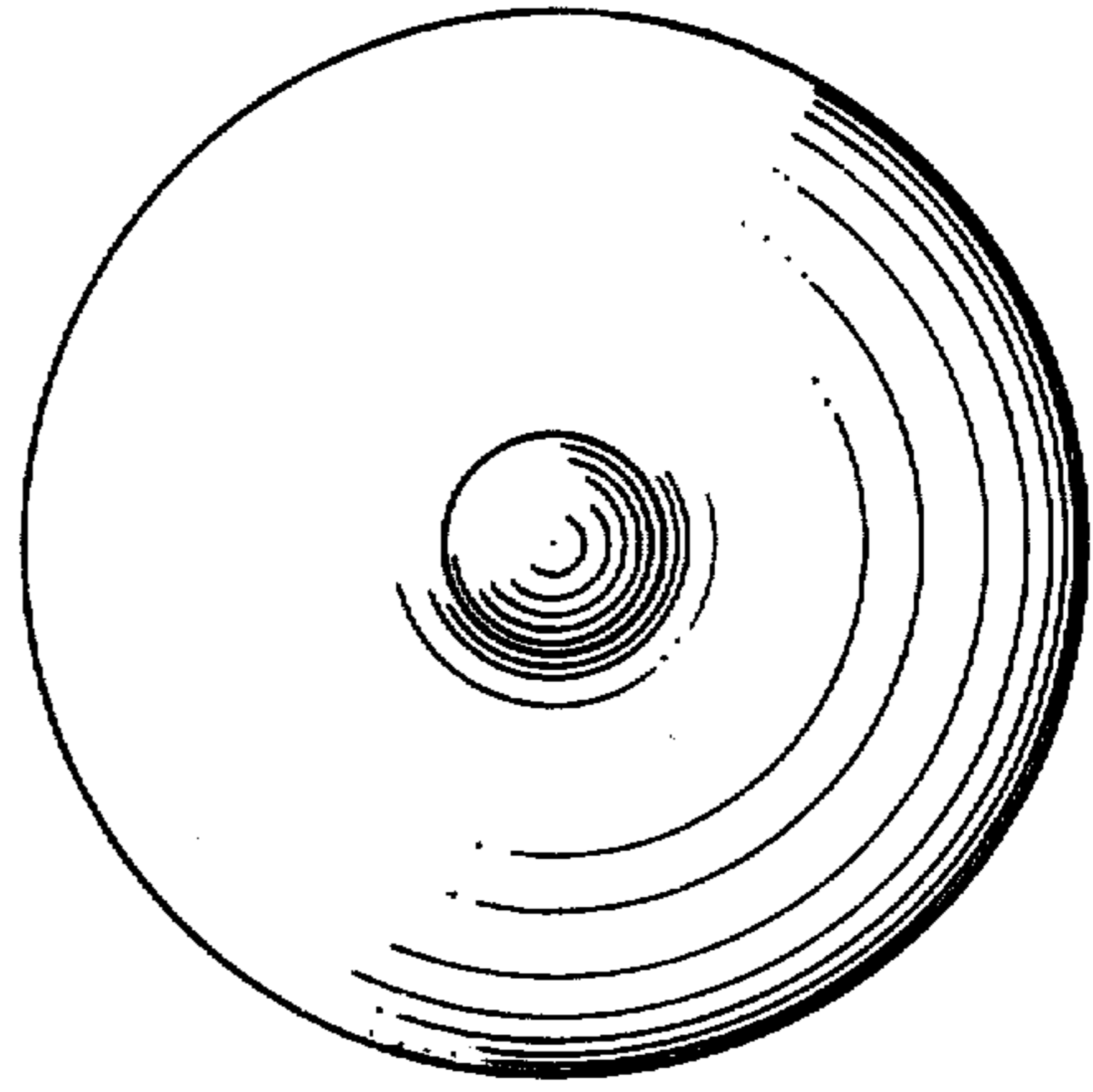


Fig. 1

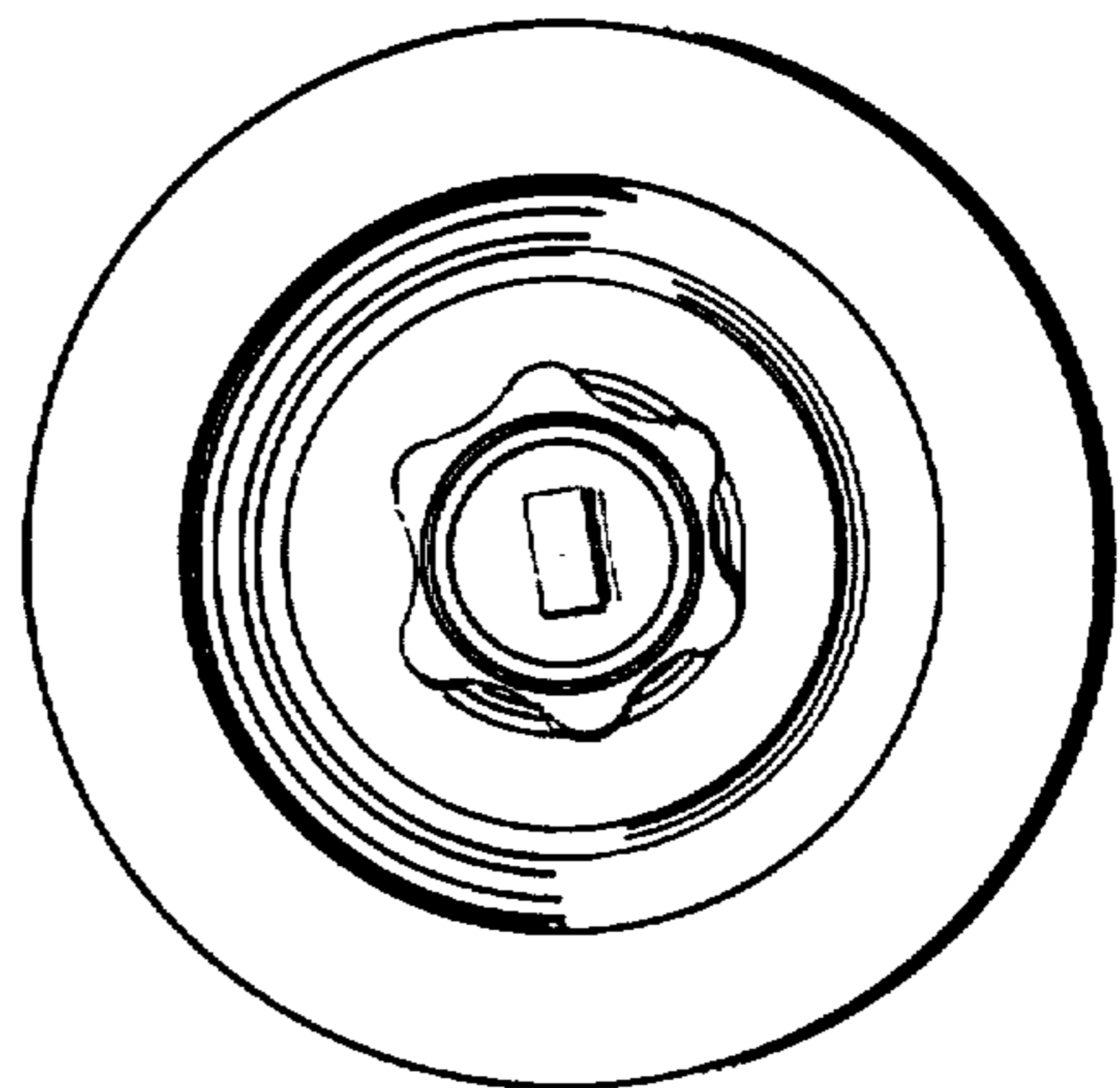


Fig. 3