

[54] HORSE TETHERING SUPPORT  
[76] Inventors: James Studley, 1501 Hillside Ave., Norco, Calif. 91760; Bennie J. Johnson, 14039 Santa Ana Ave., Fontana, Calif. 92335

[\*\*] Term: 14 Years

[21] Appl. No.: 224,277

[22] Filed: Jan. 12, 1981

[51] Int. Cl. .... D30-09

[52] U.S. Cl. .... D30/44; 119/117

[58] Field of Search .... D30/40-99; 119/117

[56] References Cited

U.S. PATENT DOCUMENTS

- D. 229,570 12/1973 Johnson ..... D30/42
- D. 244,870 6/1977 Astley ..... D30/44
- 390,808 10/1888 Sergeant ..... 119/117

- 422,642 3/1890 Sergeant ..... 119/117
- 445,454 1/1891 Powell et al. .... 119/117
- 498,282 5/1893 Meyer ..... 119/117
- 982,469 1/1911 Brown ..... 119/117
- 1,956,937 5/1934 Van Kleeck ..... 119/117 X

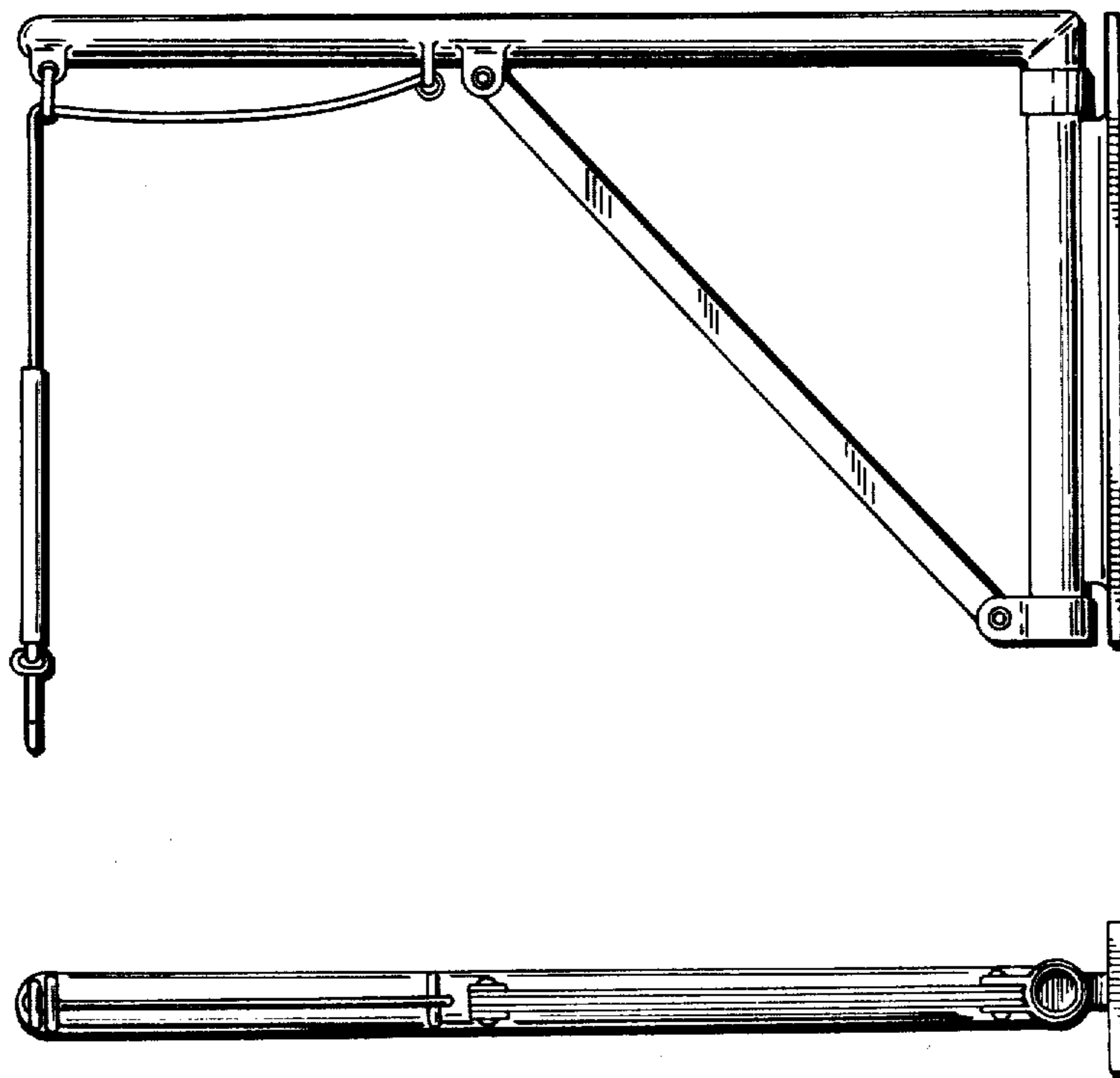
Primary Examiner—James R. Largen  
Attorney, Agent, or Firm—George F. Bethel; Patience K. Bethel

[57] CLAIM

The ornamental design for a horse tethering support, substantially as shown and described.

DESCRIPTION

FIG. 1 is a side elevational view of a horse tethering support showing our new design, the opposite side being a mirror image of the side shown; FIG. 2 is a bottom plan view thereof; FIG. 3 is a top plan view thereof; FIG. 4 is a front elevational view thereof; and FIG. 5 is a rear elevational view thereof.



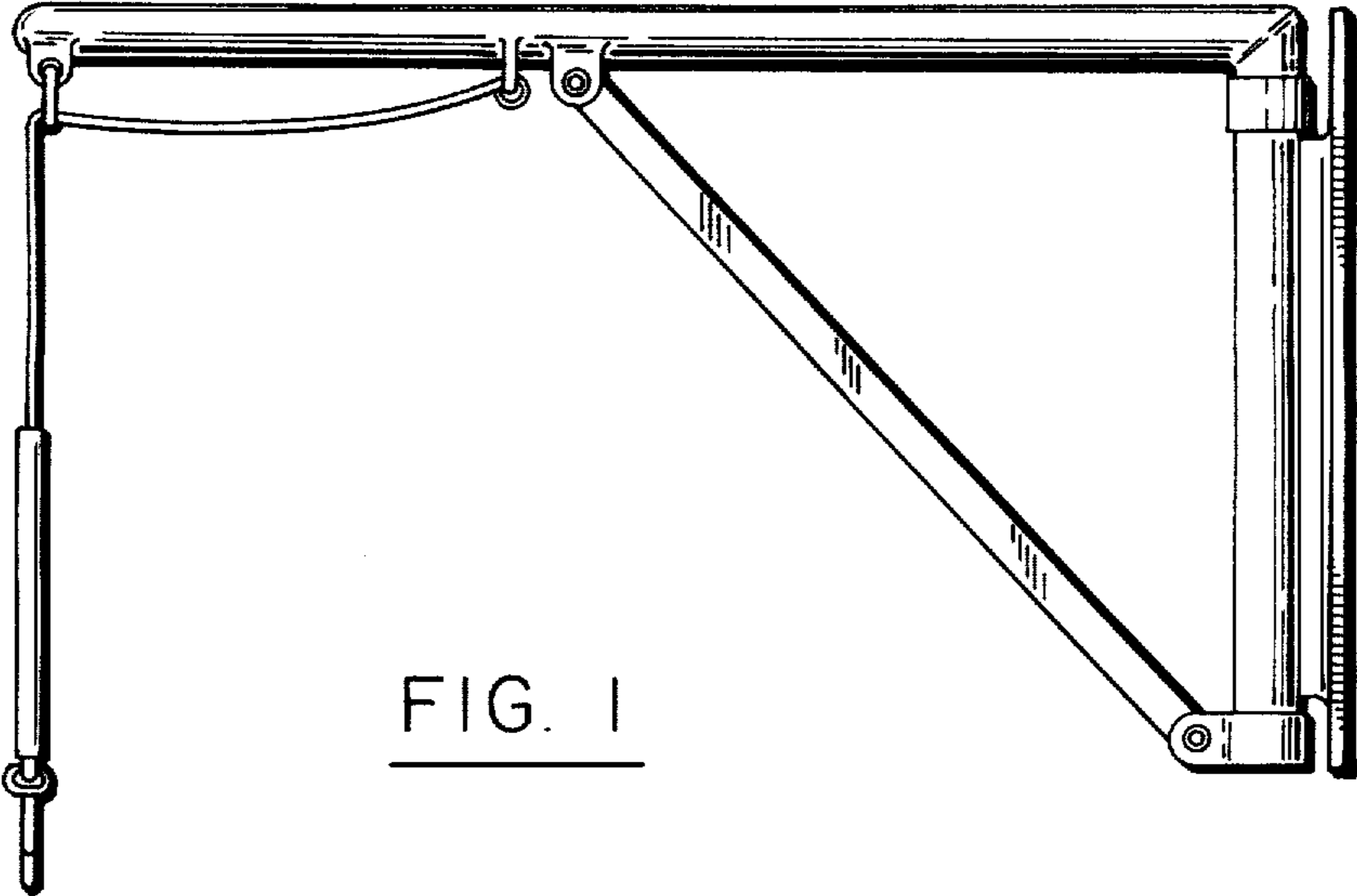


FIG. 1



FIG. 2

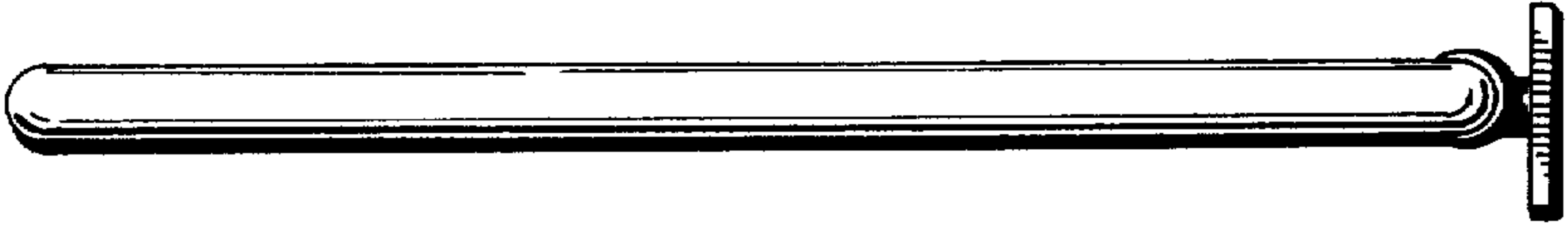


FIG. 3

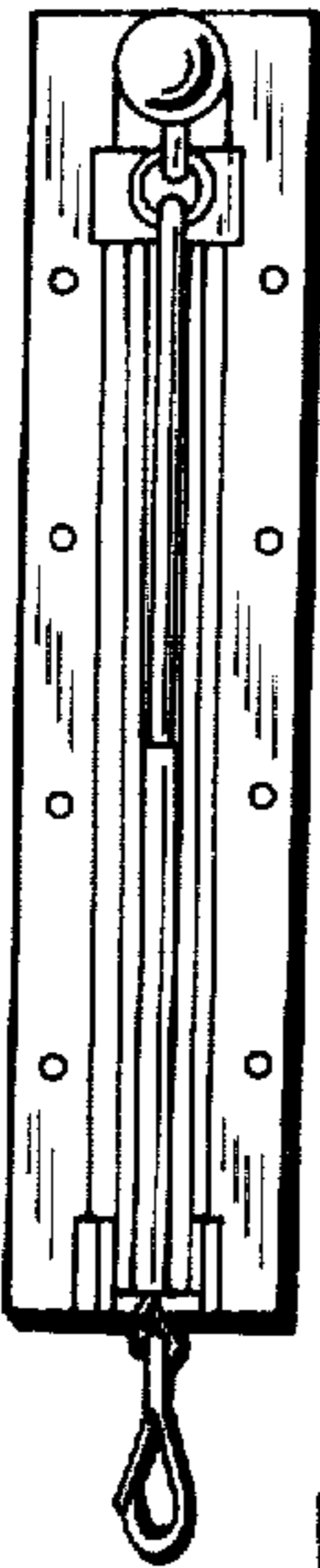


FIG. 4




FIG. 5