

[54] **WRITING INSTRUMENT OR SIMILAR ARTICLE**

[76] Inventor: **Richard Luntz**, P.O. Box 24234,  
Lyndhurst, Ohio 44924

[\*\*] Term: **14 Years**

[21] Appl. No.: **284,520**

[22] Filed: **Jul. 17, 1981**

[51] Int. Cl. .... **D19—06**

[52] U.S. Cl. .... **D19/47; D19/42**

[58] Field of Search ..... **D19/35, 36, 41-51,  
D19/54-57; D7/42; D28/90; D9/355**

[56] **References Cited**

**U.S. PATENT DOCUMENTS**

D. 99,825 5/1936 Pennington ..... D7/42  
D. 179,425 12/1956 Parker ..... D19/57

D. 240,525 7/1976 Defores ..... D19/47  
D. 252,934 9/1977 Carre ..... D19/56  
D. 256,136 7/1980 Müller ..... D19/48

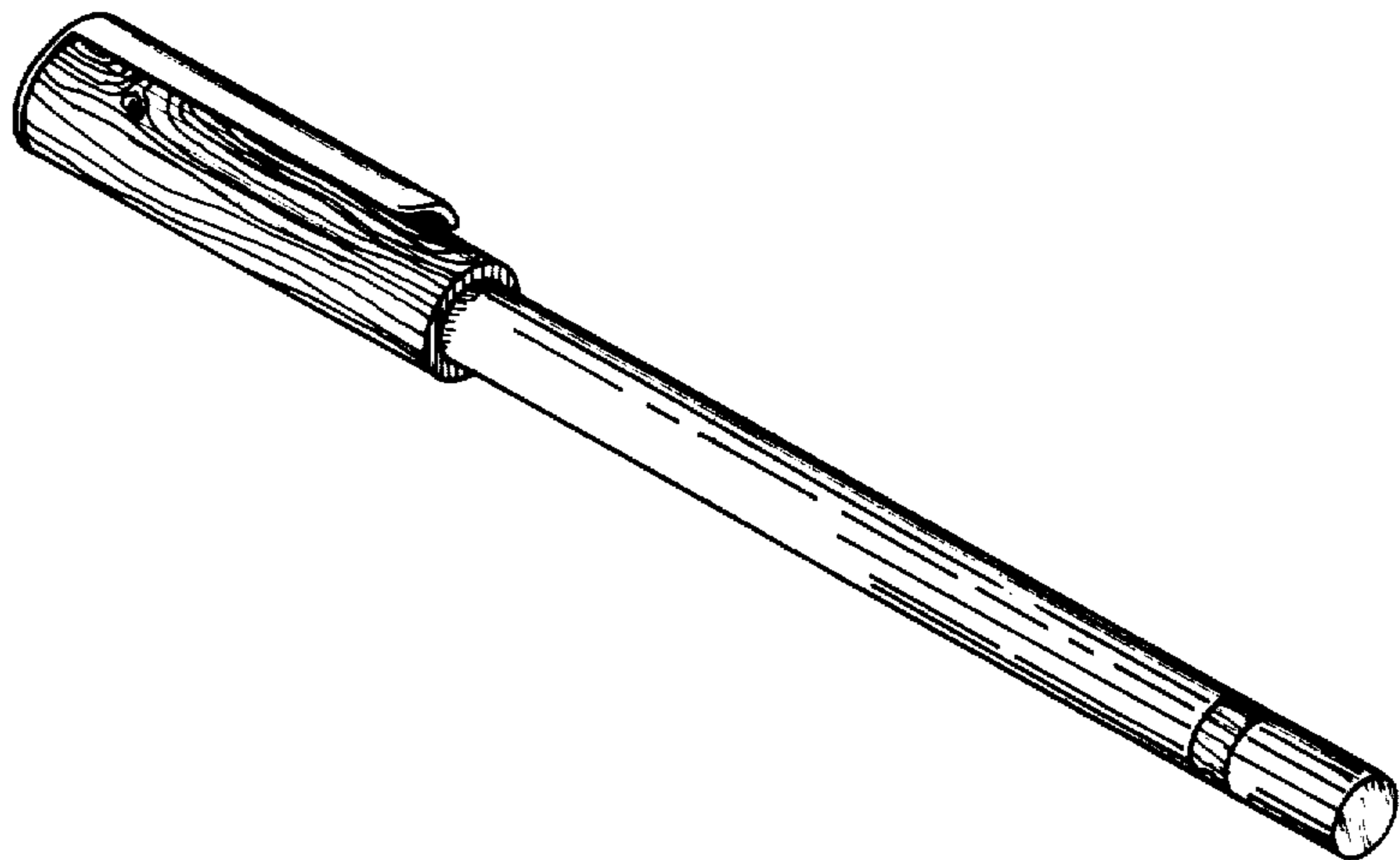
*Primary Examiner*—George P. Word  
*Attorney, Agent, or Firm*—Yount & Tarolli

[57] **CLAIM**

The ornamental design for a writing instrument or similar article, as shown and described.

**DESCRIPTION**

FIG. 1 is a perspective view of a writing instrument or similar article showing my new design;  
FIG. 2 is a bottom plan view thereof;  
FIG. 3 is a top plan view thereof;  
FIG. 4 is a front elevational view thereof;  
FIG. 5 is a rear elevational view thereof;  
FIG. 6 is a left side elevational view of the writing instrument or similar article, the side opposite being substantially a mirror image.



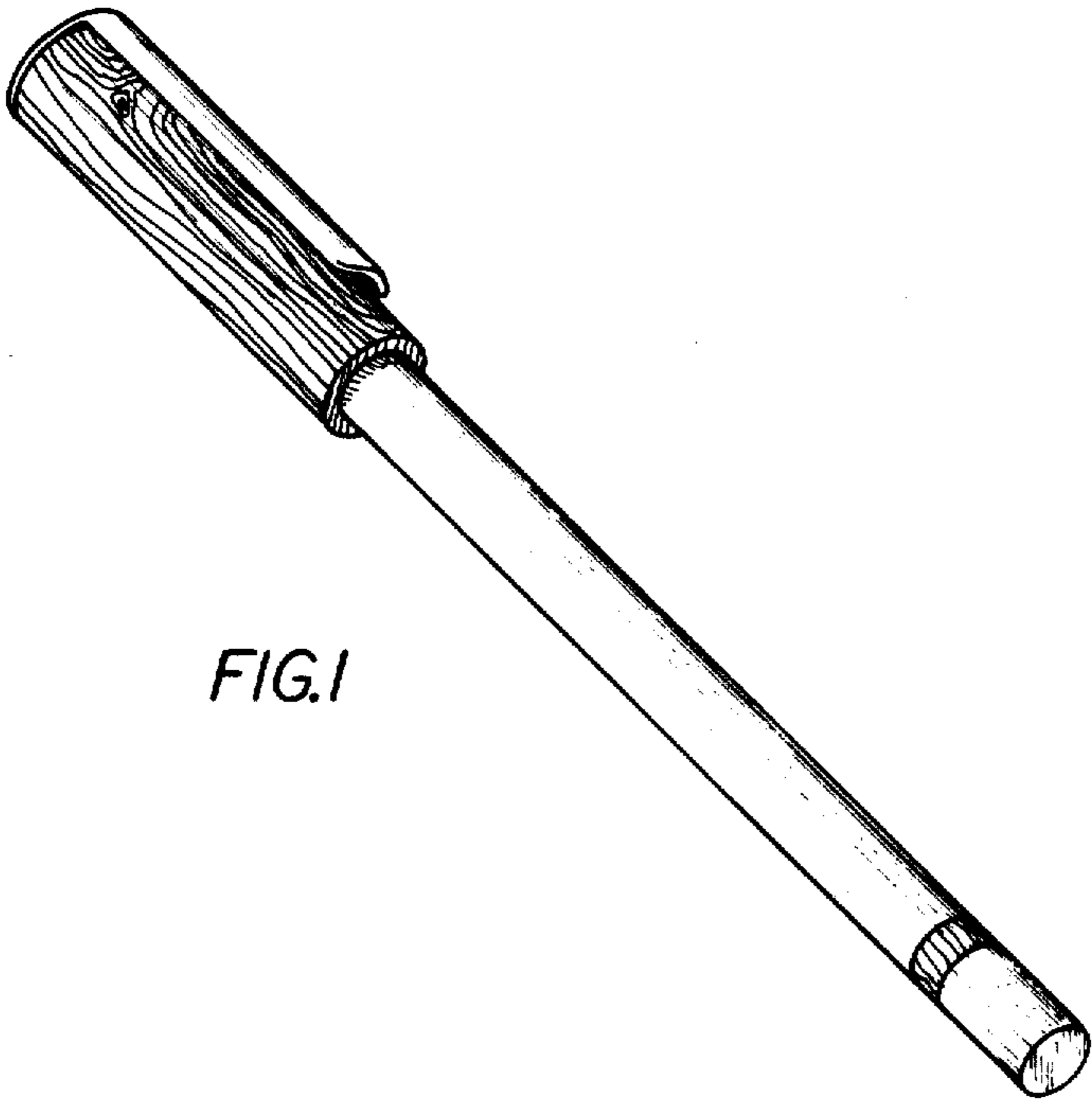


FIG. 1



FIG. 2



FIG. 3



FIG. 4



FIG. 5

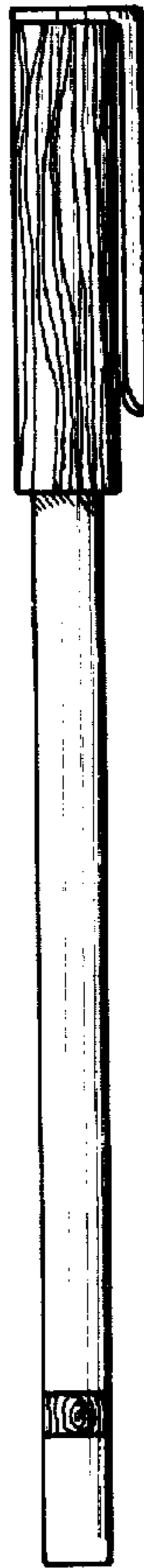


FIG. 6