

[54] SOLDERING IRON HANDLE

[75] Inventors: Daniel C. Koturov, Stanton; Alvis R. Knowles, Carson, both of Calif.

[73] Assignee: Eldon Industries, Inc., Hawthorne, Calif.

[**] Term: 14 Years

[21] Appl. No.: 227,430

[22] Filed: Jan. 22, 1981

[51] Int. Cl. D8-05

[52] U.S. Cl. D8/30

[58] Field of Search D8/30; 228/51; D14/12

[56] References Cited

U.S. PATENT DOCUMENTS

- 1,789,475 1/1931 Powell D8/30
- 3,580,462 5/1971 Vanyi D8/30

OTHER PUBLICATIONS

Hunter Tools Catalog, No. 67T1, p. 45, Soldering Iron Handle, upper right side of page.

American Beauty Form No. 231-CP, side 1, Soldering Iron Handle, right side of page. Industrial Equipment News, 2/66, p. 21, Soldering Iron Handle.

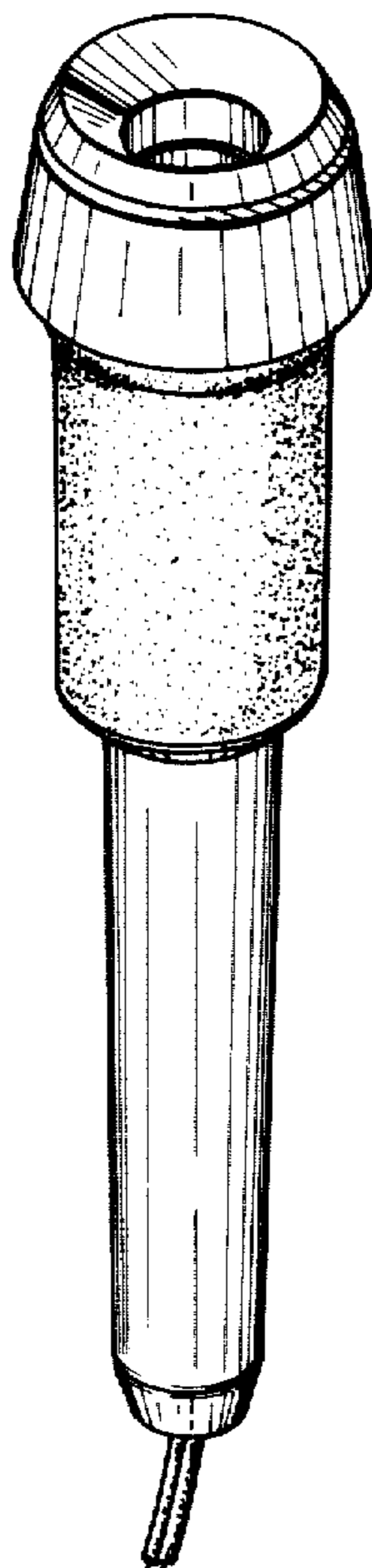
Primary Examiner—James M. Gandy
Attorney, Agent, or Firm—Edward D. O'Brian; K. H. Boswell

[57] CLAIM

The ornamental design for a soldering iron handle, substantially as shown and described.

DESCRIPTION

FIG. 1 is an isometric view of a soldering iron handle showing our new design;
 FIG. 2 is a side elevational view thereof;
 FIG. 3 is an end elevational view thereof showing the end which is not visible in FIG. 1;
 FIG. 4 is an isometric view of a soldering iron handle showing a second embodiment of our new design;
 FIG. 5 is a side elevational view of FIG. 4;
 FIG. 6 is an end elevational view showing the end which is not visible in FIG. 4; and
 FIG. 7 is an end elevational view of the end shown in FIG. 4.



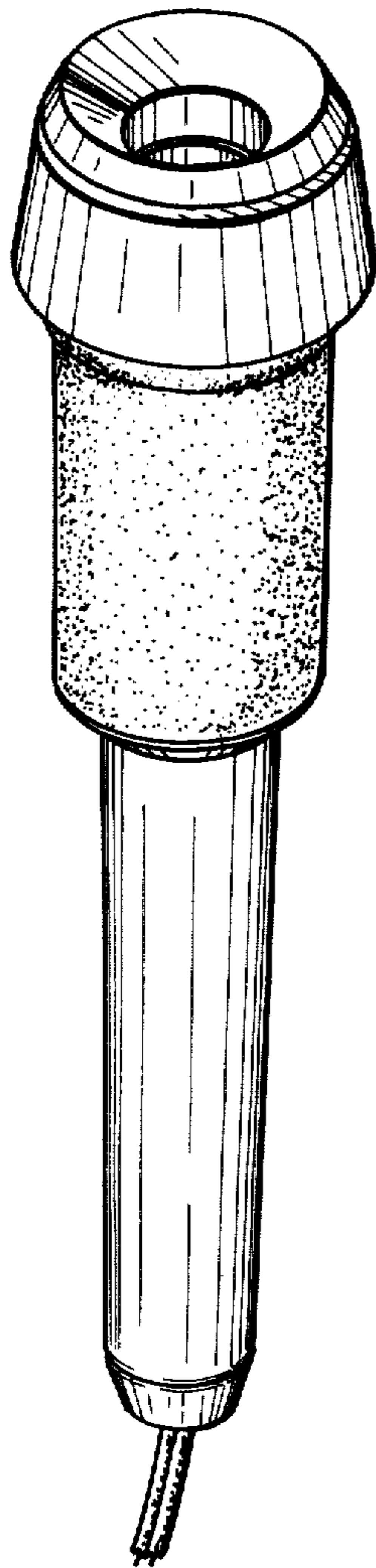


Fig. 1

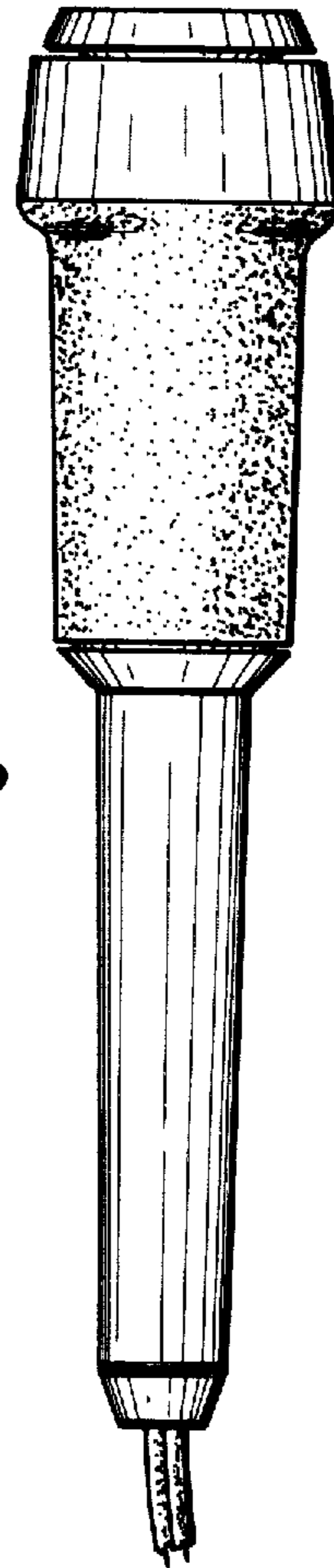
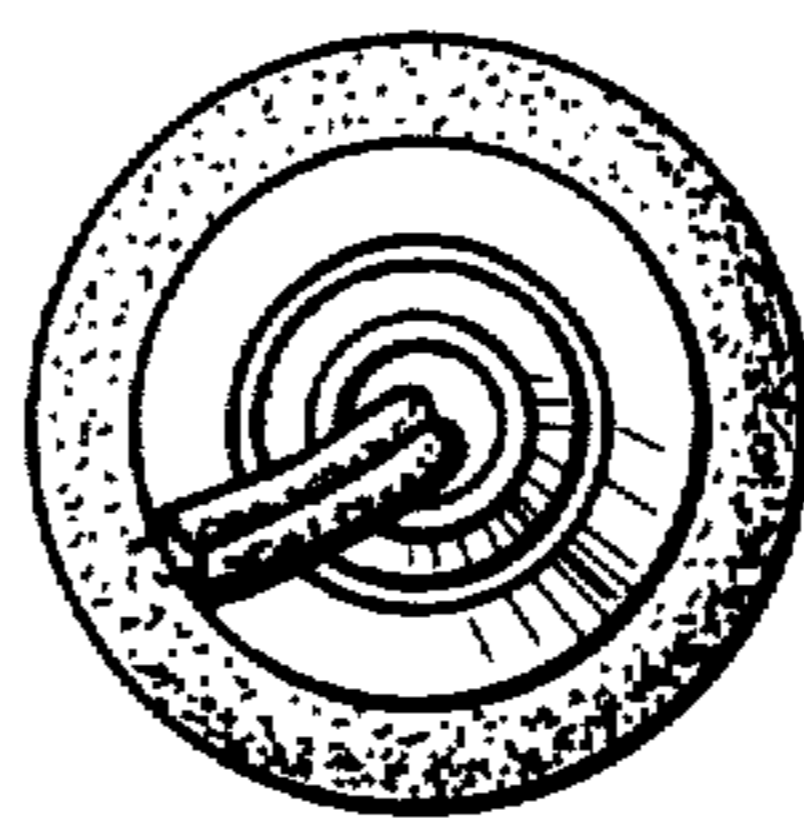


Fig. 2

Fig. 3



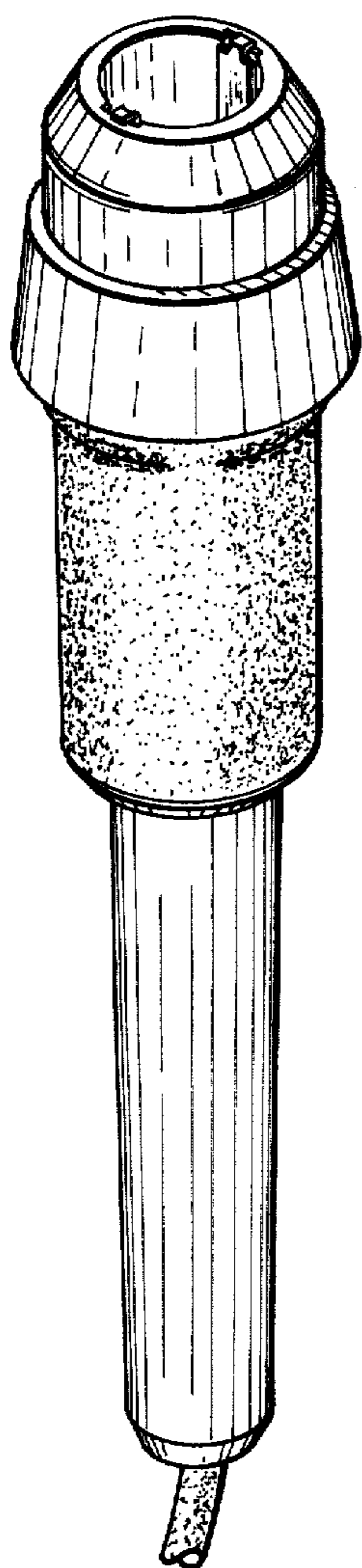


Fig. 4

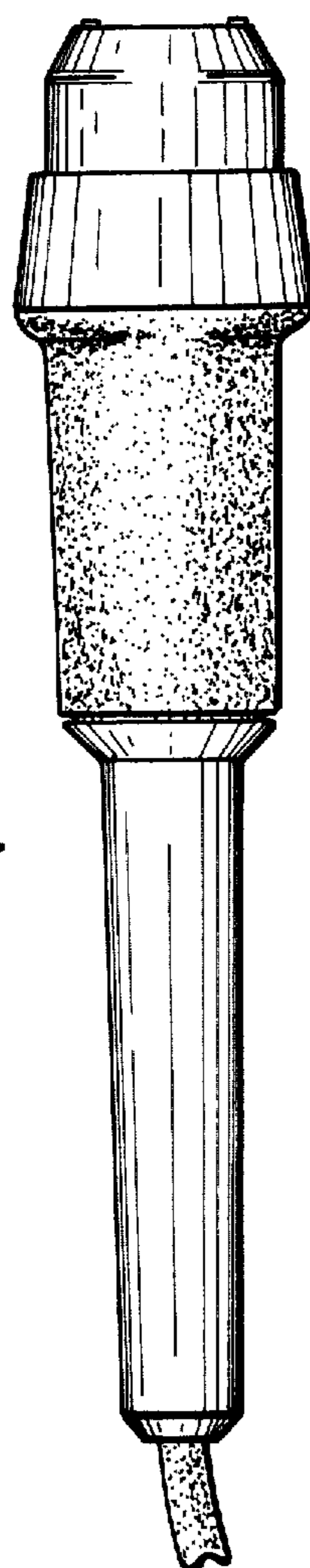


Fig. 5




Fig. 6

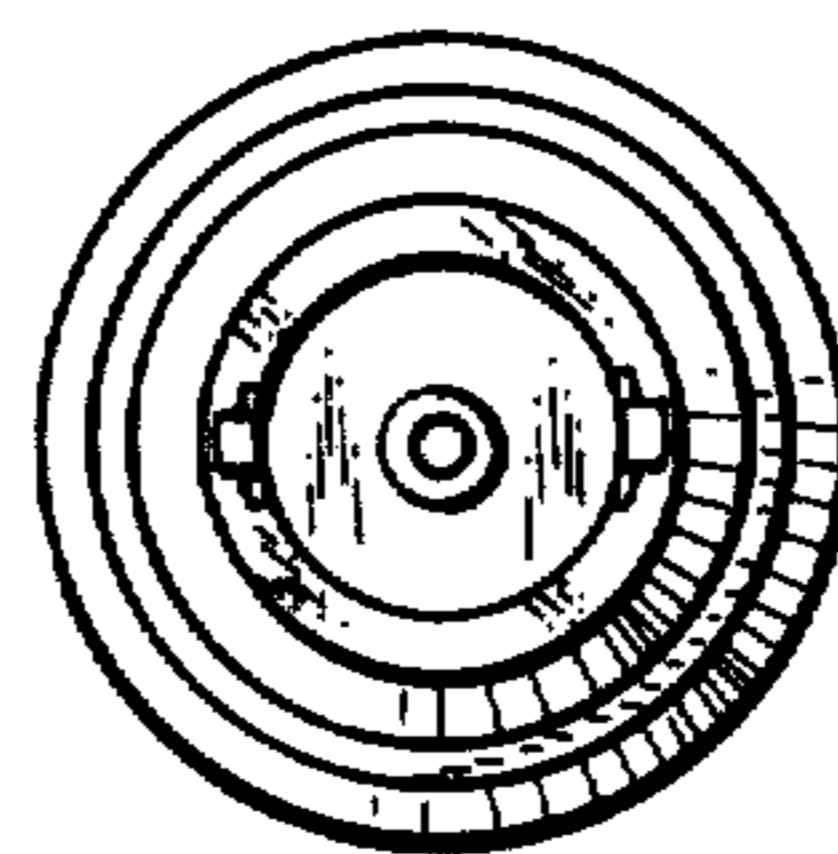


Fig. 7