

[54] KEY RING

[76] Inventor: John Y. Enomoto, 2035 Heather Dr., Monterey Park, Calif. 91754

[**] Term: 14 Years

[21] Appl. No.: 262,344

[22] Filed: May 11, 1981

[51] Int. Cl. D3-01

[52] U.S. Cl. D3/61; D3/70

[58] Field of Search D3/61-65; 24/3 K; 70/456 R, 457-459; D8/352, 312; D11/79, 85, 108, 70

[56] References Cited

U.S. PATENT DOCUMENTS

- D. 262,417 12/1981 Kim D3/61
- D. 262,769 1/1982 Hoffberger D11/108

3,886,772 6/1975 Hocq 70/456 R

Primary Examiner—George P. Word
Attorney, Agent, or Firm—Christie, Parker & Hale

[57] CLAIM

The ornamental design for a key ring, substantially as shown and described.

DESCRIPTION

FIG. 1 is a front elevational view of a key ring showing my new design, the opposite side being identical;
 FIG. 2 is a top plan view thereof;
 FIG. 3 is a bottom plan view thereof;
 FIG. 4 is a side elevational view thereof;
 FIG. 5 is a front elevational view of a second embodiment of the key ring, the opposite side being identical;
 FIG. 6 is a top plan view thereof;
 FIG. 7 is a bottom plan view thereof; and
 FIG. 8 is a side elevational view thereof.

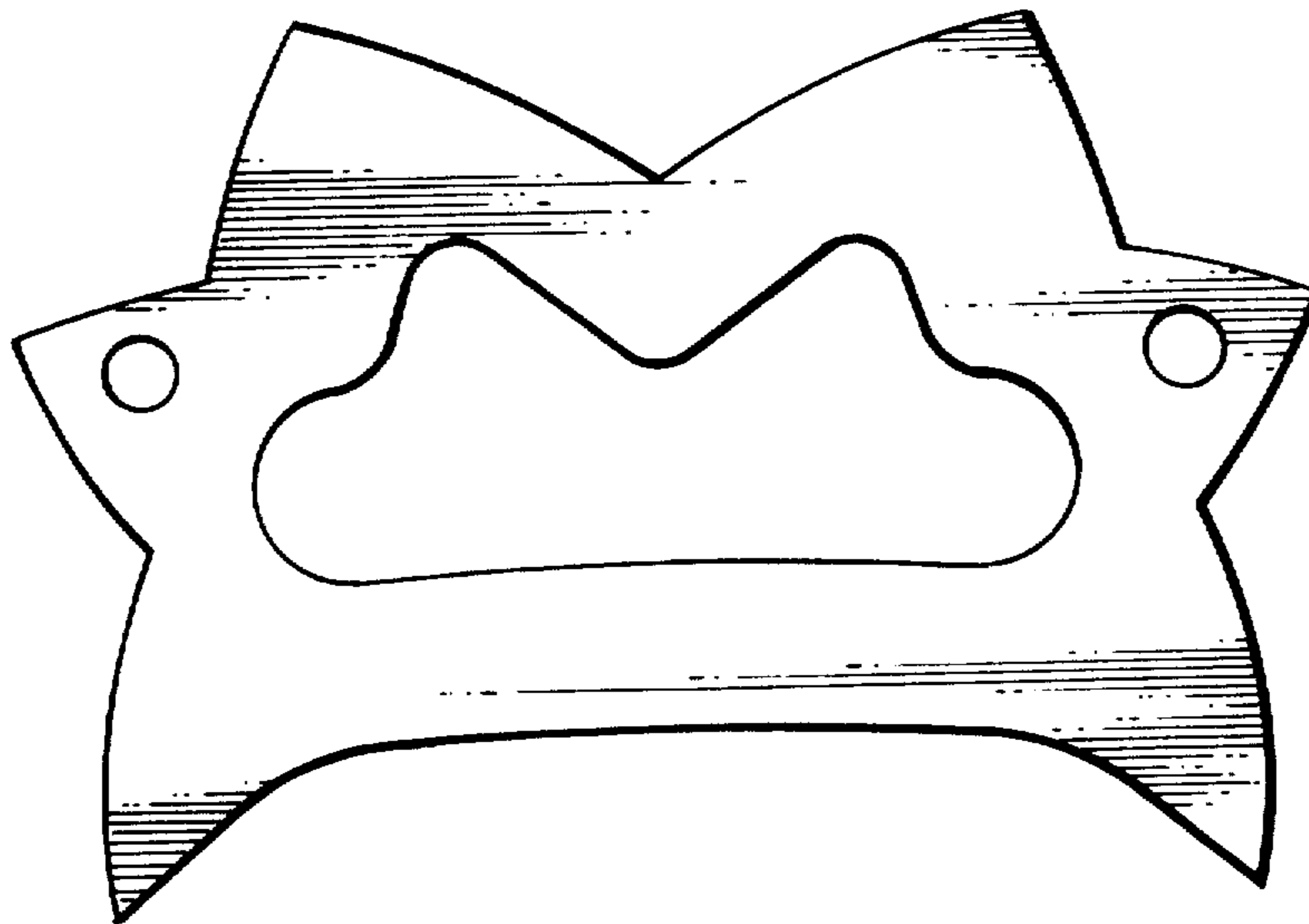


FIG. 1

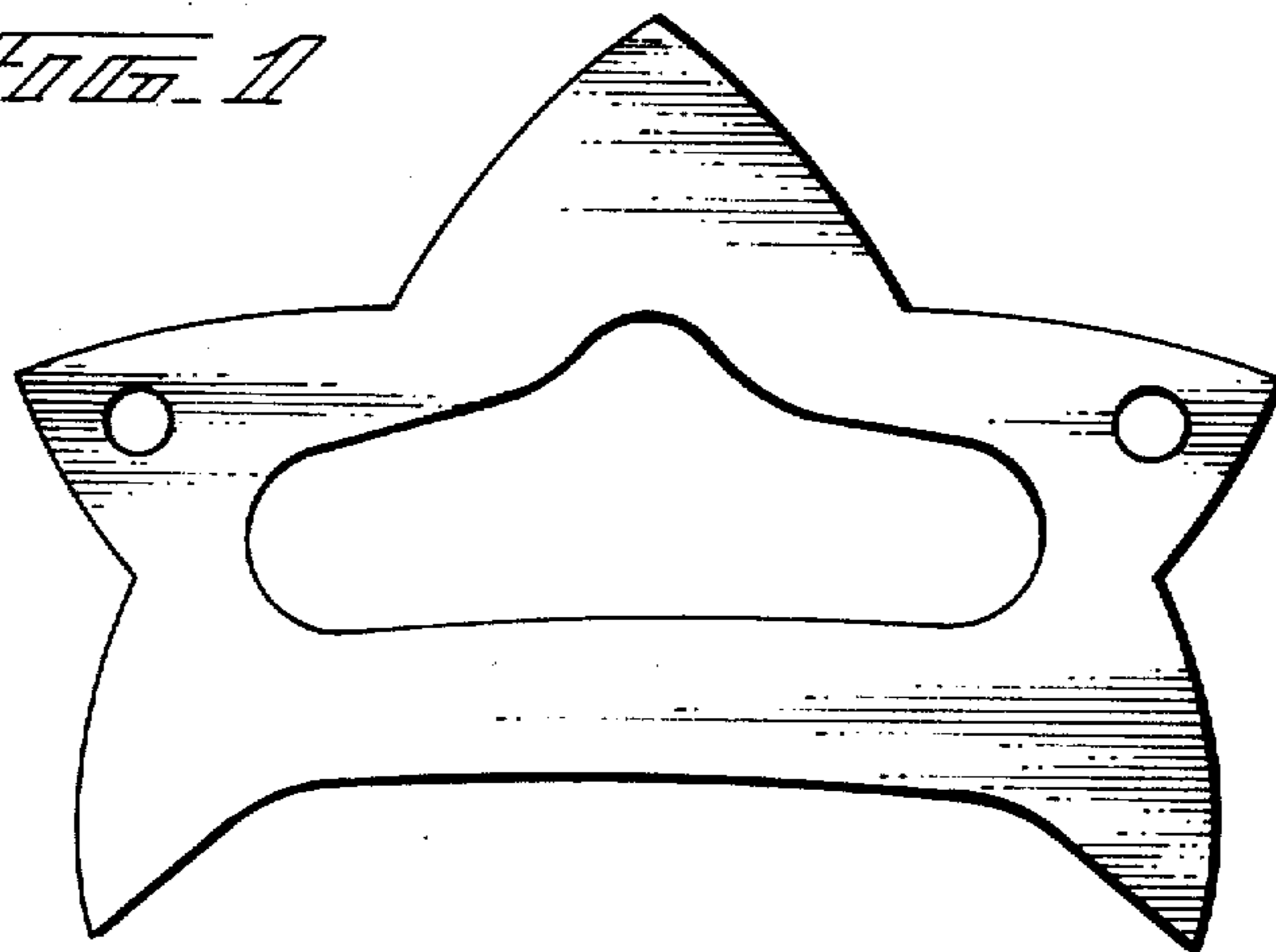


FIG. 2



FIG. 3



FIG. 4



FIG. 5

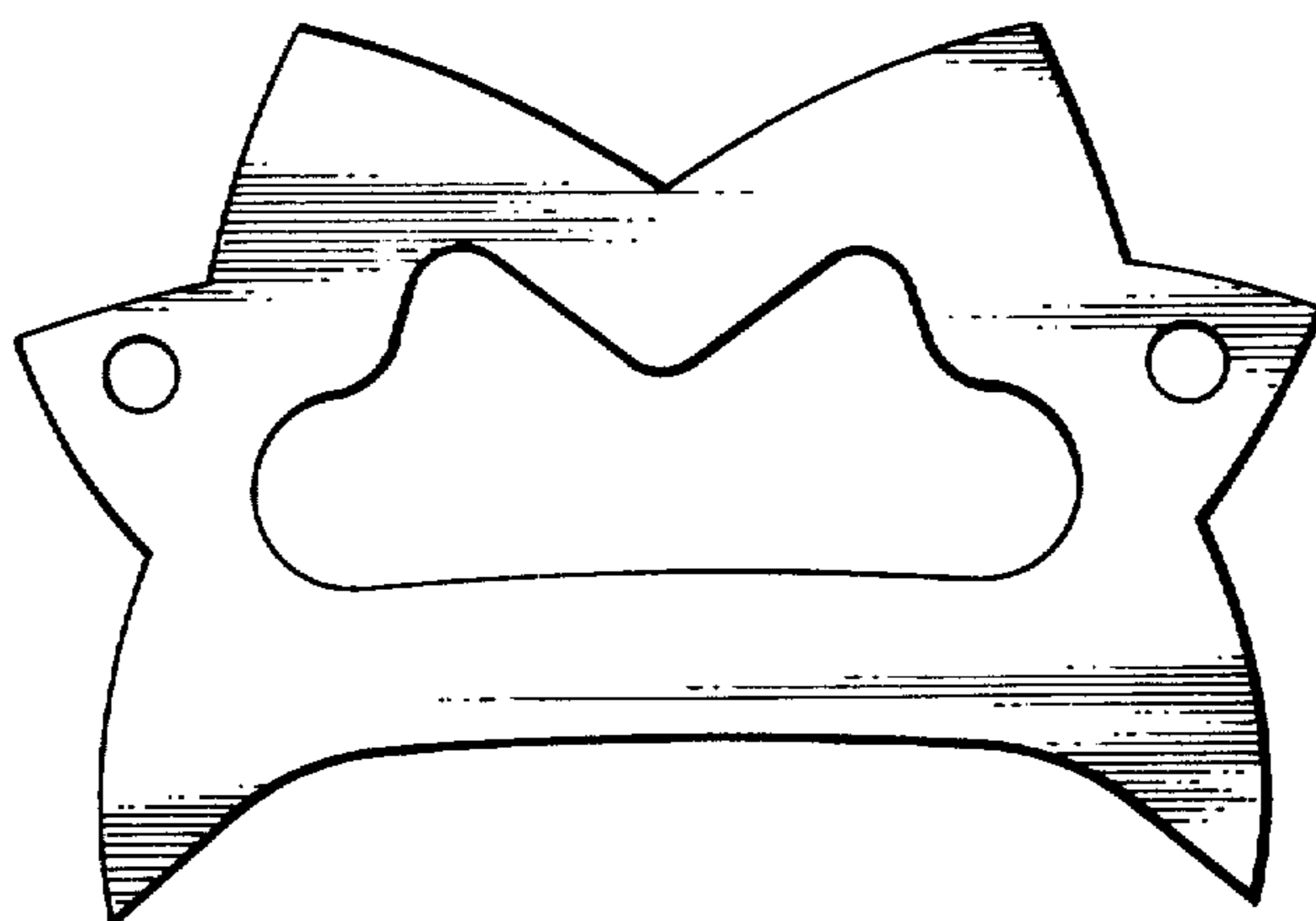


FIG. 6



FIG. 7




FIG. 8

