

[54] HOUSING FOR A TELEPHONE AMPLIFIER

[75] Inventors: John Kowalik, Jr., Freehold; Ronald Longhitano, Matawan, both of N.J.; John N. McGarvey, Drexel Hill, Pa.

[73] Assignee: Bell Telephone Laboratories, Incorporated, Murray Hill, N.J.

[**] Term: 14 Years

[21] Appl. No.: 166,099

[22] Filed: Jul. 7, 1980

[51] Int. Cl. D14-03

[52] U.S. Cl. D14/59; D14/33; D14/57

[58] Field of Search D14/1-6, D14/10, 39, 52, 57, 68, 70-76, 96, 99, 33, 59; 179/100 D, 100 L

[56] References Cited

U.S. PATENT DOCUMENTS

- D. 176,481 12/1955 Petertil D14/68
- D. 210,291 2/1968 Zanuso et al. D14/59

- D. 217,254 4/1970 Bolick D14/10
- D. 221,383 8/1971 Maliskas D14/6
- D. 225,236 11/1972 Papst D14/6
- D. 261,506 10/1981 Culbertson D14/3 X

FOREIGN PATENT DOCUMENTS

- 2415395 9/1979 France 179/100 L

Primary Examiner—Jane E. Corrigan
Attorney, Agent, or Firm—David H. Tannenbaum

[57] CLAIM

The ornamental design of a housing for a telephone amplifier, as shown and described.

DESCRIPTION

FIG. 1 is a front, top and right side perspective view of a telephone amplifier showing our new design;
 FIG. 2 is a top plan view;
 FIG. 3 is a sectional view of the grille taken along line 3—3 in FIG. 2;
 FIG. 4 is a sectional view thereof taken along line 4—4 in FIG. 2;
 FIG. 5 is a right side elevational view;
 FIG. 6 is a front elevational view; and
 FIG. 7 is a rear elevational view.

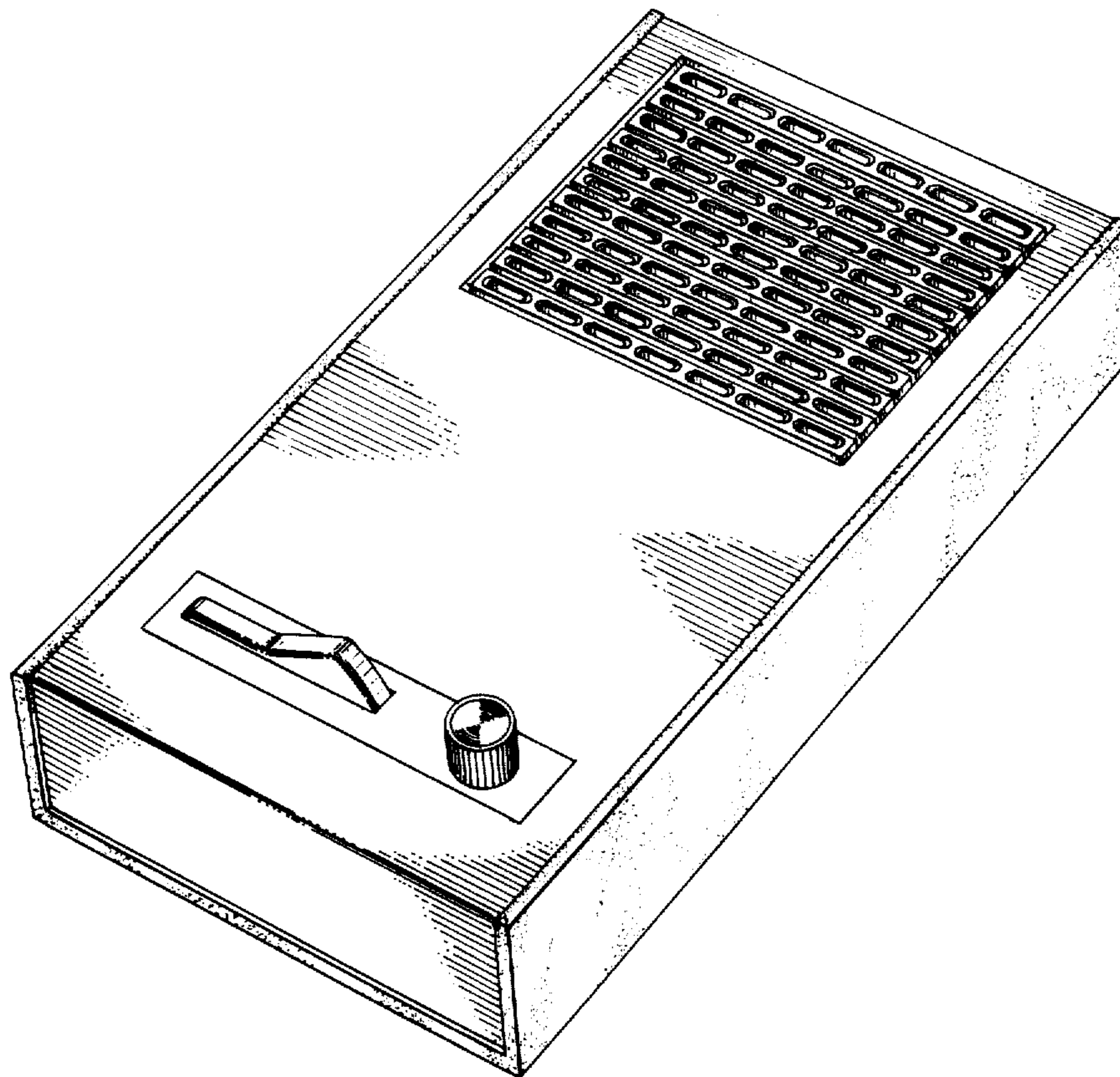



FIG. 1



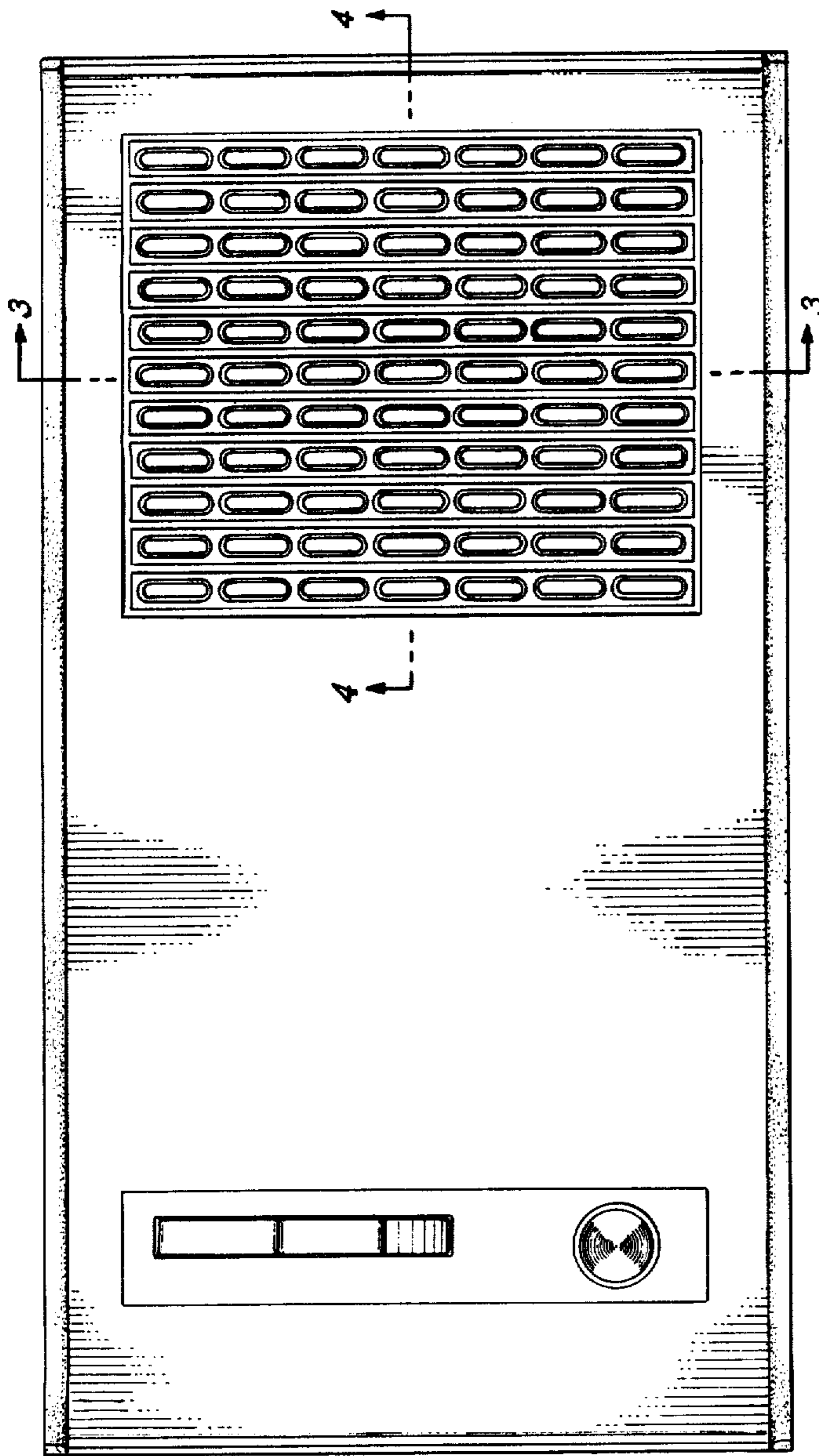


FIG. 2

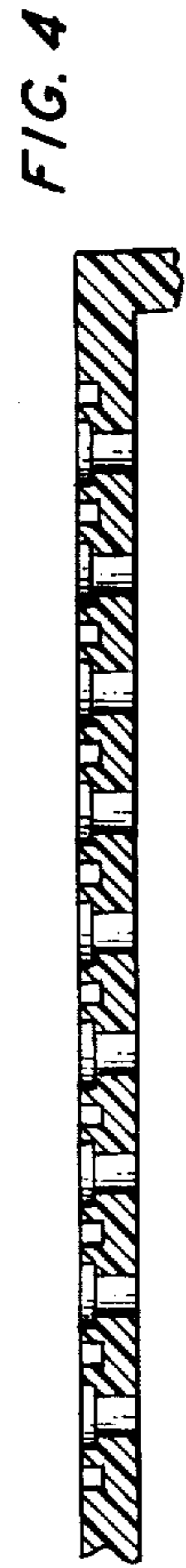
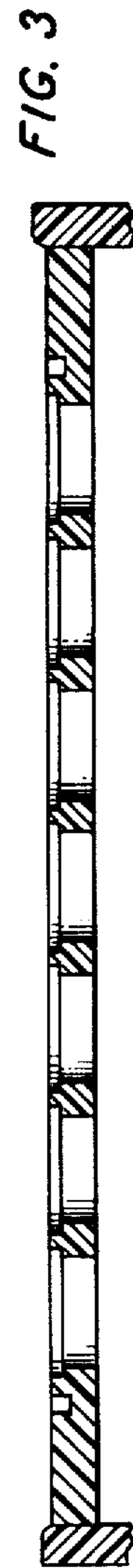


FIG. 4

FIG. 5




FIG. 7




FIG. 6

