

[54] PHOTOMETER

[75] Inventors: Erich Retzer, Maisach; Gerhard Schwarz, Munich, both of Fed. Rep. of Germany

[73] Assignee: Compur-Electronic GmbH, Munich, Fed. Rep. of Germany

[**] Term: 14 Years

[21] Appl. No.: 261,340

[22] Filed: May 7, 1981

[30] Foreign Application Priority Data

Nov. 11, 1980 [DE] Fed. Rep. of Germany 12 384

[51] Int. Cl. D10-04

[52] U.S. Cl. D10/81

[58] Field of Search D10/46, 81; D24/1.1, D24/8, 17; 356/213, 317, 236; D18/4

[56] References Cited

U.S. PATENT DOCUMENTS

D. 180,294	5/1957	Petterson	D10/46 X
D. 251,775	5/1979	Schmidt	D10/81
D. 256,341	8/1980	Haunold	D10/81
D. 258,273	2/1981	Collister	D10/81 X
D. 261,033	9/1981	Armbruster	D10/81 X
D. 261,623	11/1981	Collister	D10/81 X
3,565,535	2/1971	Monell	356/213 X

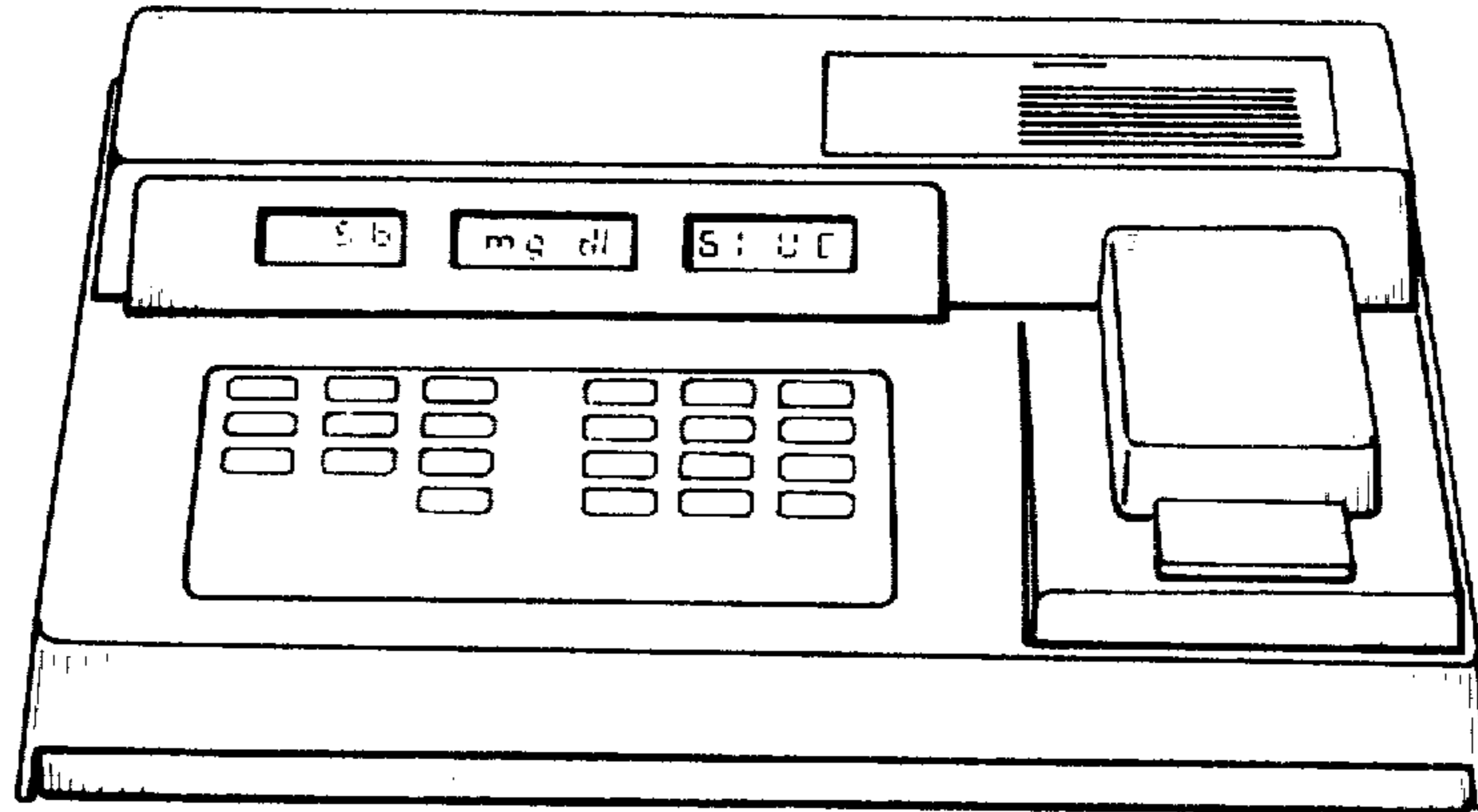
Primary Examiner—Nelson C. Holtje
Attorney, Agent, or Firm—Flynn, Thiel, Boutell & Tanis

[57] CLAIM

The ornamental design for a photometer, as shown and described.

DESCRIPTION

FIG. 1 is a front perspective view of a photometer showing our new design;
FIG. 2 is a top-right perspective view thereof;
FIG. 3 is a top-left perspective view thereof;
FIG. 4 is a front perspective view of another embodiment of our new design of FIGS. 1-3 wherein a temperature control unit has been combined therewith;
FIG. 5 is a top-right perspective view thereof;
FIG. 6 is a top-left perspective view thereof.



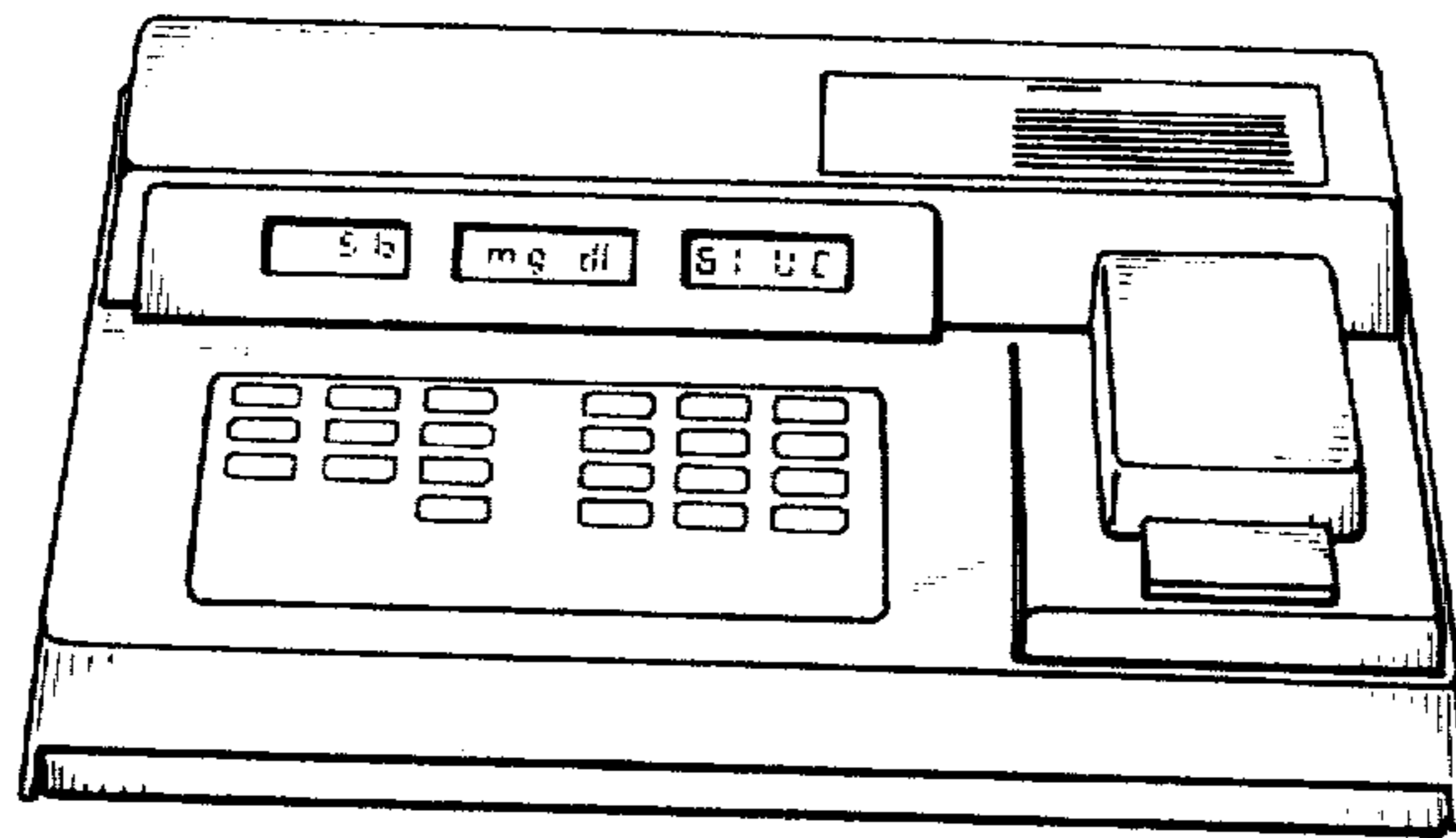


FIG. 1




FIG. 2

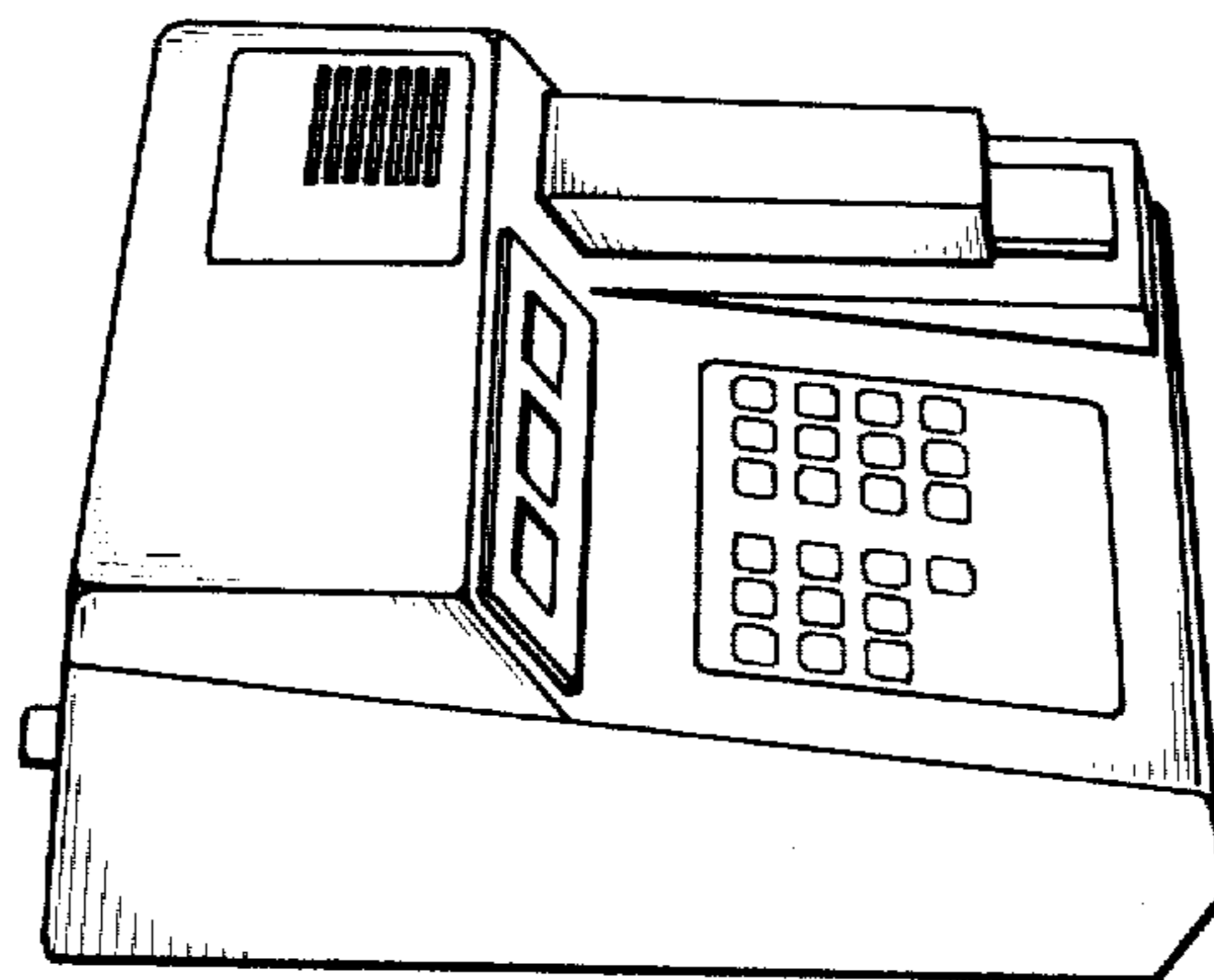


FIG. 3

FIG. 4

