

[54] POCKET CLOCK

[75] Inventor: Hisako Sugano, Tokyo, Japan
[73] Assignee: Seikosha Co., Ltd., Tokyo, Japan
[**] Term: 14 Years
[21] Appl. No.: 230,048
[22] Filed: Jan. 29, 1981

[30] Foreign Application Priority Data

Jul. 30, 1980 [JP] Japan 55-30929

[51] Int. Cl. D10-01
[52] U.S. Cl. D10/18; D10/30
[58] Field of Search D10/1, 2, 18, 22-24,
D10/30, 37-39; 368/276, 285, 281-282

[56] References Cited

U.S. PATENT DOCUMENTS

D. 265,980 8/1982 Kanoui D10/18 X
1,645,633 10/1927 Wakefield D10/30 X

OTHER PUBLICATIONS

Jeweler's Circular-Keystone, 8/56, p. 64D, *Folding Travel Clocks*.
Vogue-4/15/69, p. 116, Watch Face on Watch #5 at right.


Primary Examiner—Nelson C. Holtje
Attorney, Agent, or Firm—Robert E. Burns; Emmanuel J. Lobato; Bruce L. Adams

[57] CLAIM

The ornamental design for a pocket clock, substantially as shown and described.

DESCRIPTION

FIG. 1 is a front elevational view of a pocket clock in an open state showing my new design;
FIG. 2 is a rear elevational view thereof;
FIG. 3 is a top plan view thereof;
FIG. 4 is a bottom plan view thereof;
FIG. 5 is a right side elevational view thereof, the left side being a mirror image thereto;
FIG. 6 is a front, top, right side perspective view thereof;
FIG. 7 is a front elevational view thereof showing the pocket clock in a closed state;
FIG. 8 is a rear elevational view thereof in a closed state;
FIG. 9 is a top plan view thereof in a closed state;
FIG. 10 is a bottom plan view thereof in a closed state;
FIG. 11 is a right side elevational view thereof in a closed state, the left side being a mirror image thereto;
FIG. 12 is a front, top, right side perspective view thereof in a closed state.






FIG. 1

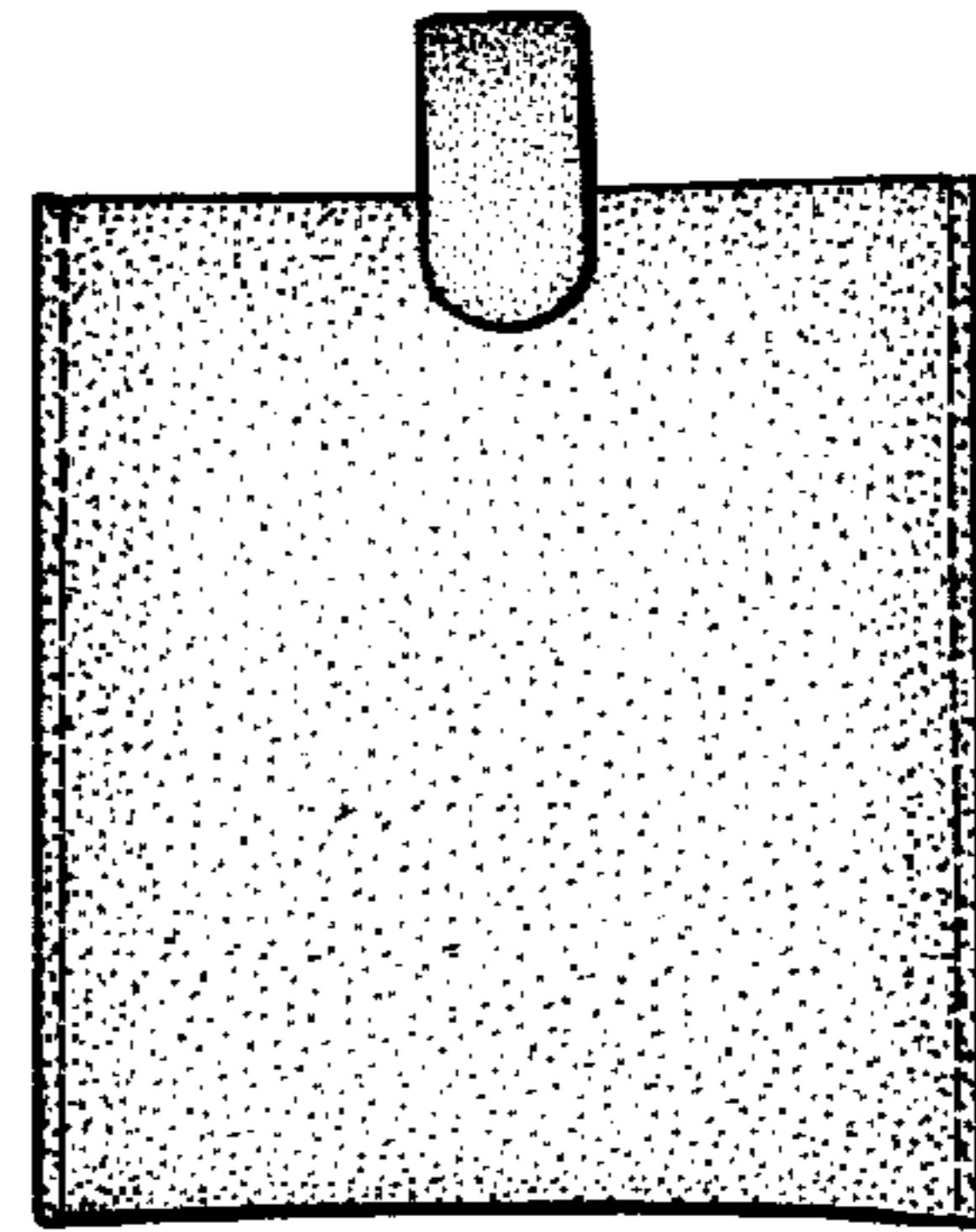


FIG. 2

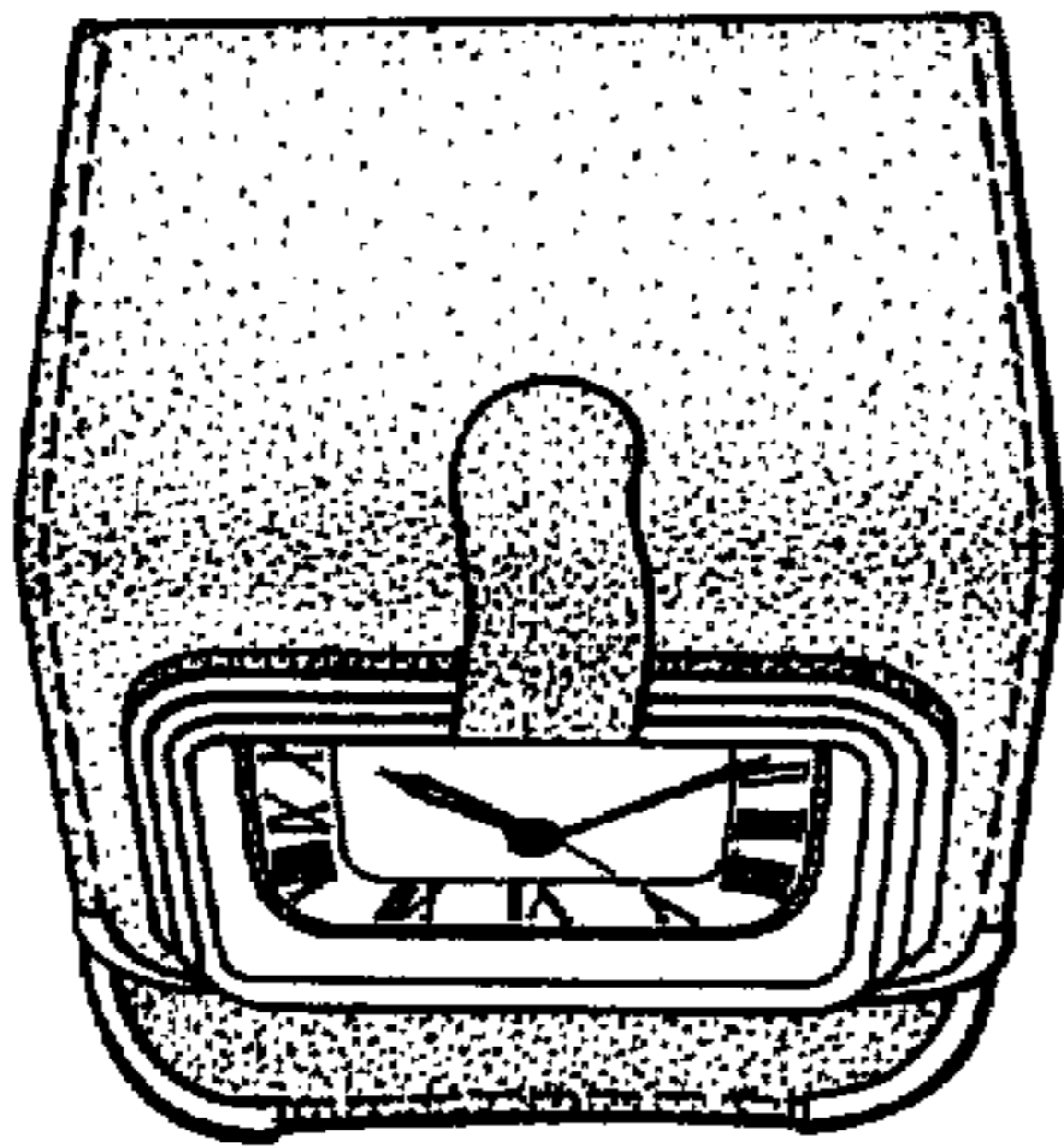


FIG. 3



FIG. 4




FIG. 5




FIG. 6

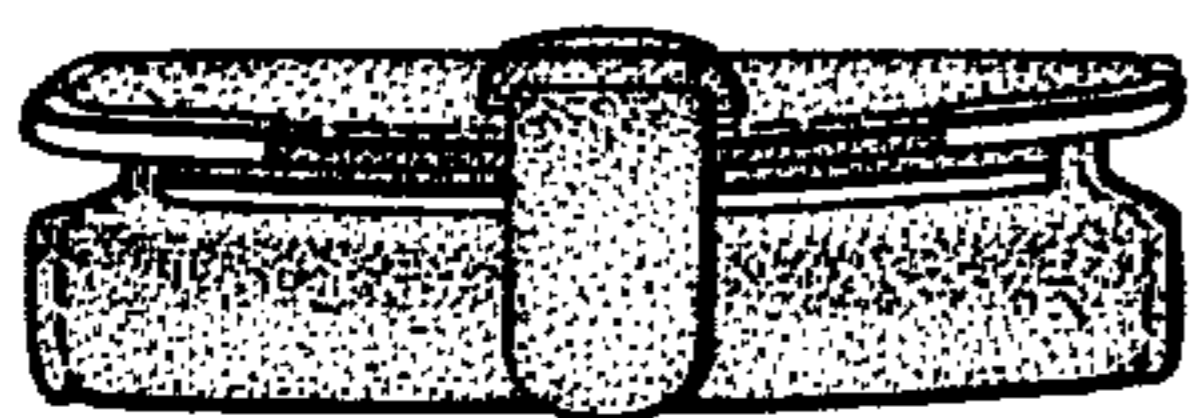


FIG. 7




FIG. 8

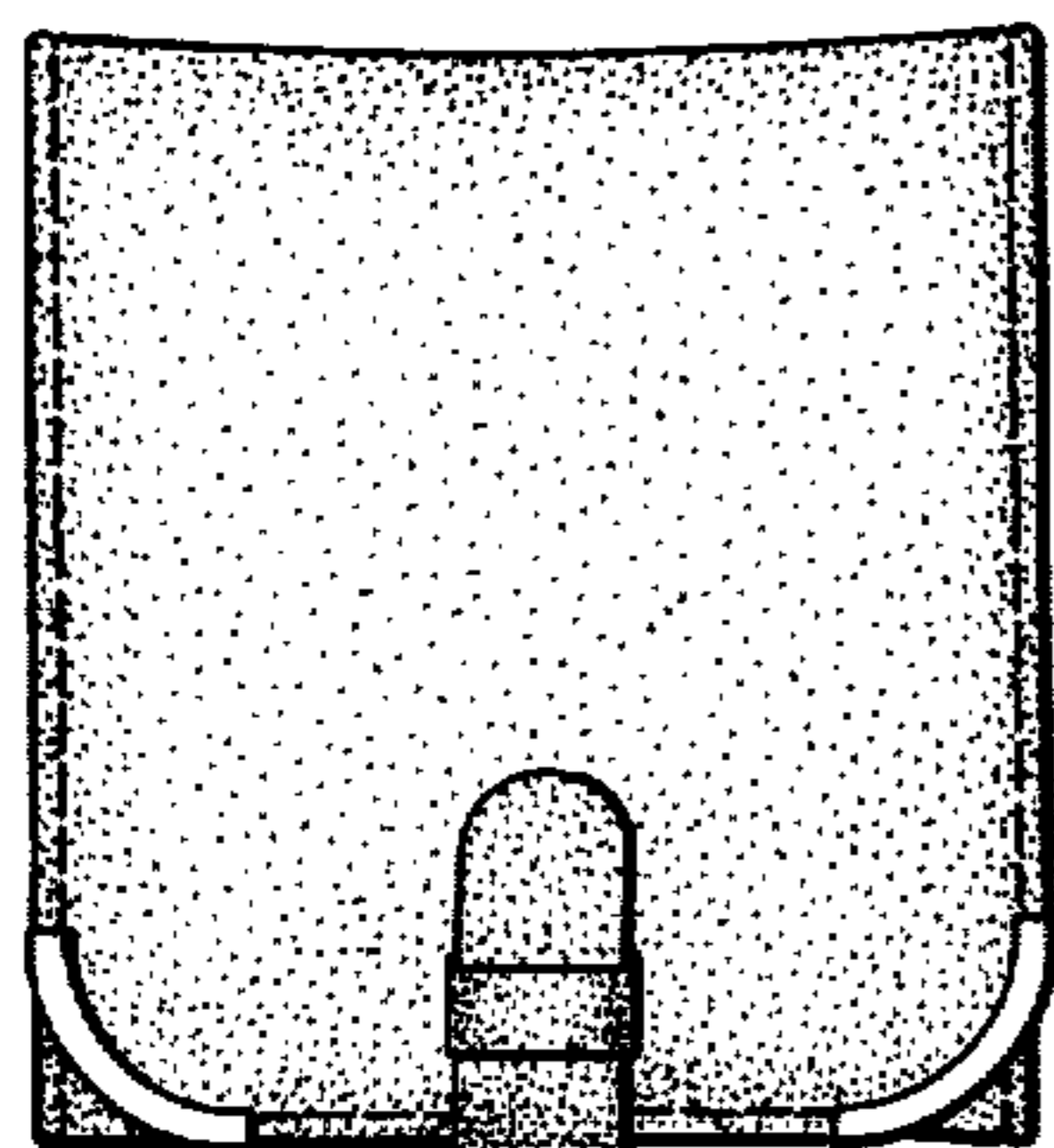


FIG. 9

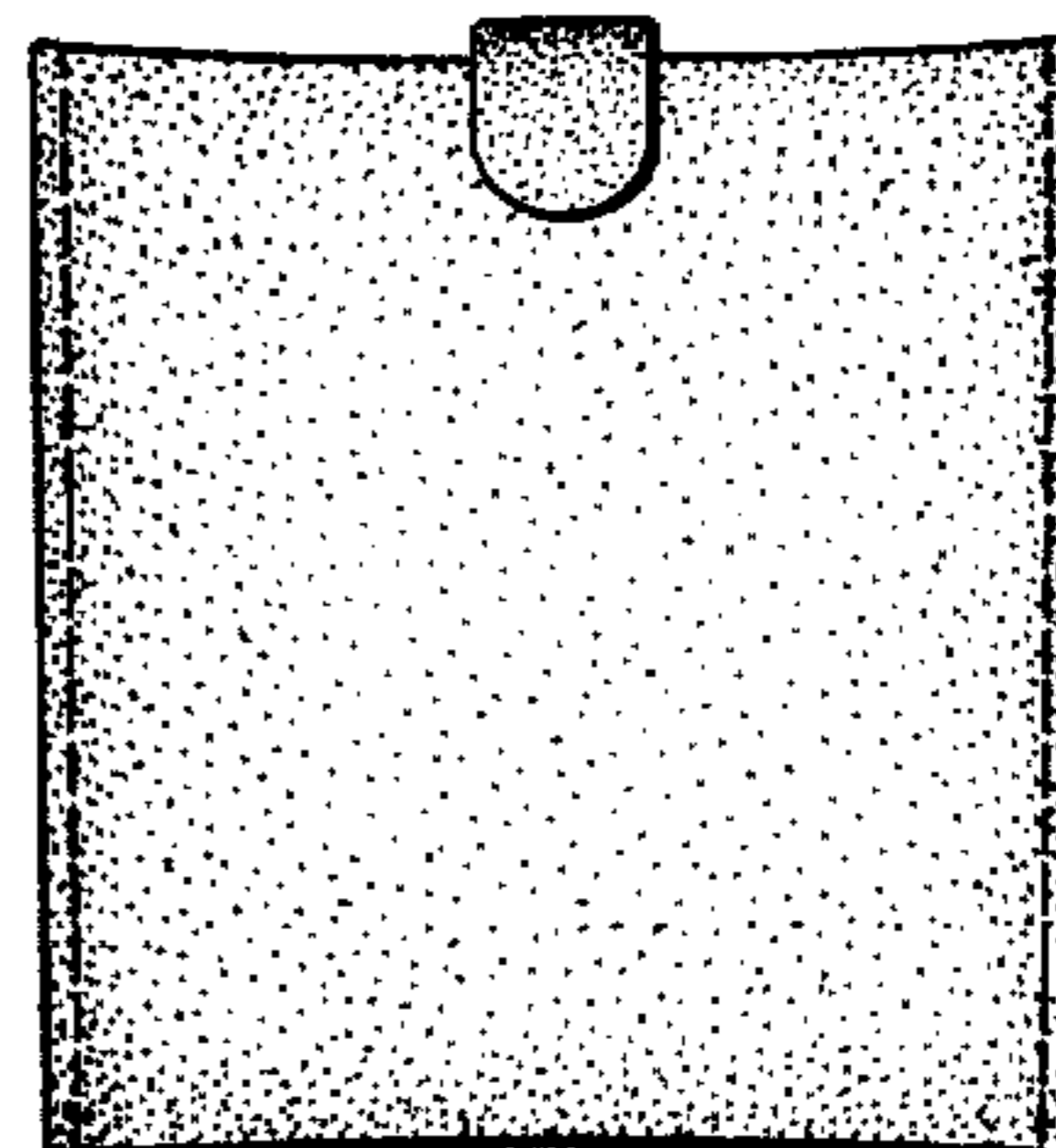


FIG. 10



FIG. 11




FIG. 12