

[54] HANDLE FOR KITCHEN TOOLS, UTENSILS
OR THE LIKE

[76] Inventor: Fredrich W. Usbeck, Frauenstrasse
33, D-3550 Marburg, Lahn, Fed.
Rep. of Germany

[**] Term: 14 Years

[21] Appl. No.: 301,244

[22] Filed: Sep. 11, 1981

Related U.S. Application Data

[62] Division of Ser. No. 26,612, Apr. 3, 1979, Pat. No. Des.
263,920.

[30] Foreign Application Priority Data

Oct. 6, 1978 [DE] Fed. Rep. of Germany ... 16 MR 278
Feb. 9, 1979 [DE] Fed. Rep. of Germany ... 16 MR 286
Feb. 21, 1979 [DE] Fed. Rep. of Germany ... 16 MR 287

[51] Int. Cl. D07—02

[52] U.S. Cl. D7/395

[58] Field of Search D7/151, 152, 150, 137,
D7/132, 99, 102, 103, 95; D8/107

[56] References Cited

U.S. PATENT DOCUMENTS

D. 45,499 3/1914 Sommer D7/106
D. 124,852 1/1941 Beck D7/132
D. 143,249 12/1945 Storm D7/132
D. 156,276 11/1949 Powell D7/132 X

FOREIGN PATENT DOCUMENTS

273183 6/1927 United Kingdom D7/132



Primary Examiner—Winifred E. Herrmann
Attorney, Agent, or Firm—Fred Philpitt

[57] CLAIM

The ornamental design for a handle for kitchen tools,
utensils or the like, as shown and described.

DESCRIPTION

FIG. 1 is a top plan view of a handle for kitchen tools,
utensils or the like showing my new design;
FIG. 2 is a side elevational view thereof;
FIG. 3 is a bottom plan view thereof;
FIG. 4 is an elevational view of the side opposite that
shown in FIG. 2;
FIG. 5 is a sectional view along line 5—5 of FIG. 2; and
FIG. 6 is a sectional view along line 6—6 of FIG. 2.






FIG. 1

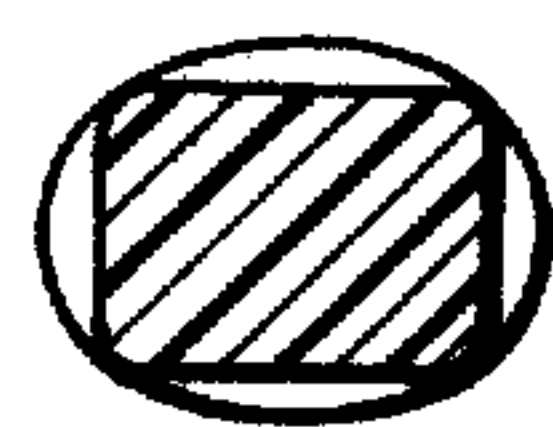


FIG. 5

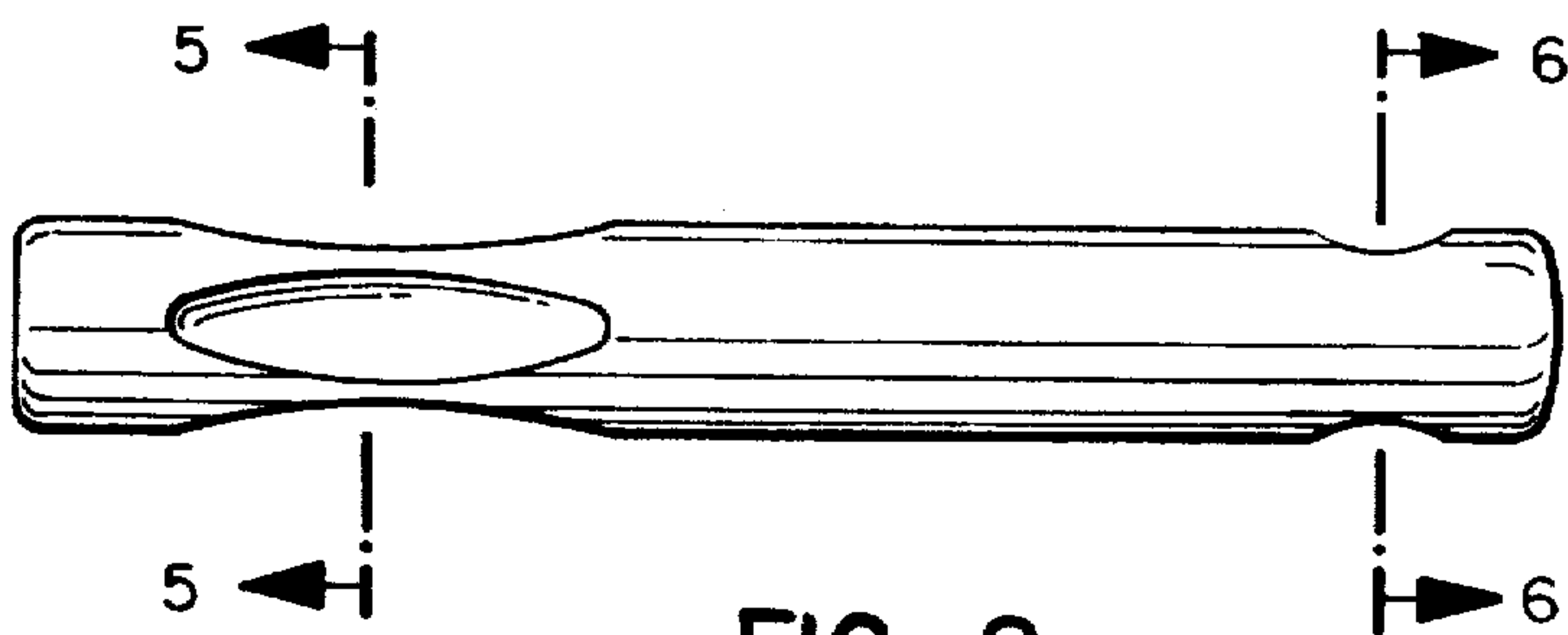


FIG. 2




FIG. 6




FIG. 3




FIG. 4