

[54] **WRITING INSTRUMENT**

[75] **Inventor:** Vivienne D. Jagger, Cuckfield, England
[73] **Assignee:** Little People Limited, Hong Kong
[**] **Term:** 14 Years
[21] **Appl. No.:** 245,960
[22] **Filed:** Mar. 20, 1981

[30] **Foreign Application Priority Data**

Feb. 11, 1981 [GB] United Kingdom 998858
Feb. 11, 1981 [GB] United Kingdom 998859

[51] **Int. Cl.** D19-06
[52] **U.S. Cl.** D19/45; D19/50
[58] **Field of Search** D19/41-51, D19/54, 55; 15/443; 401/6-8

[56] **References Cited**

U.S. PATENT DOCUMENTS

D. 35,577 1/1902 Jacobson D19/45
D. 237,705 11/1975 Anderson D19/45
D. 252,815 9/1979 Coffman D19/54

FOREIGN PATENT DOCUMENTS

1191434 4/1959 France D19/41

Primary Examiner—George P. Word
Attorney, Agent, or Firm—Wood, Herron & Evans

[57] **CLAIM**

The ornamental design for a writing instrument, as shown and described.

DESCRIPTION

FIG. 1 is a right side elevational view of a writing instrument showing my new design;
FIG. 2 is a left side elevational view thereof;
FIG. 3 is a top plan view thereof;
FIG. 4 is a bottom plan view thereof;
FIG. 5 is a front elevational view thereof;
FIG. 6 is a rear elevational view thereof;
FIG. 7 is a right side elevational view of an alternate embodiment of the writing instrument;
FIG. 8 is a left side elevational view thereof;
FIG. 9 is a top plan view thereof;
FIG. 10 is a bottom plan view thereof;
FIG. 11 is a front elevational view thereof; and
FIG. 12 is a rear elevational view thereof.




FIG. 1




FIG. 2




FIG. 3




FIG. 4

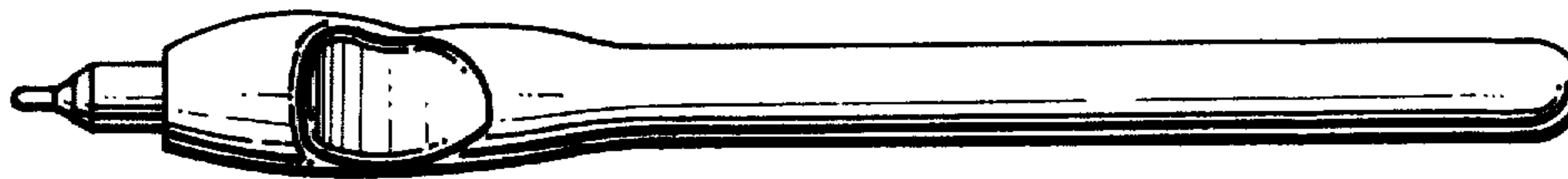


FIG. 5



FIG. 6



FIG. 7




FIG. 8




FIG. 9




FIG. 10




FIG. 11



FIG. 12

