

[54] DESK TOP ELECTRONIC CALCULATOR

[75] Inventors: Eiichi Yoshioka, Abiko; Kaname Suwa, Yokohama; Masumi Ishiwatari, Zushi, all of Japan

[73] Assignee: Canon Kabushiki Kaisha, Tokyo, Japan

[**] Term: 14 Years

[21] Appl. No.: 302,453

[22] Filed: Sep. 15, 1981

[30] Foreign Application Priority Data

Mar. 20, 1981 [JP] Japan 56-11688

[51] Int. Cl. D18-01

[52] U.S. Cl. D18/7

[58] Field of Search D18/1, 2, 6-12; D14/100, 101, 114, 115; D10/46.1; 364/706-710; 200/5 A

[56] References Cited

U.S. PATENT DOCUMENTS

- D. 230,404 2/1974 Jimbo D18/7 X
D. 251,271 3/1979 Kobayashi D18/7

- D. 256,696 9/1980 Ikeda D18/7
D. 261,773 11/1981 Ichikawa et al. D18/7
4,209,735 6/1980 Yoshida 364/707 X

OTHER PUBLICATIONS

HFD-Retailing Home Furnishings, 10/13/1980, p. 77-Sanyo CX2550, Solar Power Memory Calculator at left center.

Primary Examiner—Louis S. Zarfes
Attorney, Agent, or Firm—Fitzpatrick, Cella, Harper & Scinto

[57] CLAIM

The ornamental design for a desk top electronic calculator, as shown and described.

DESCRIPTION

FIG. 1 is a front elevational view of a desk top electronic calculator showing our new design; FIG. 2 is a rear elevational view thereof; FIG. 3 is a top plan view thereof; FIG. 4 is a bottom plan view thereof; FIG. 5 is a side elevational view as seen from the left of FIG. 1; FIG. 6 is a side elevational view as seen from the right of FIG. 1.

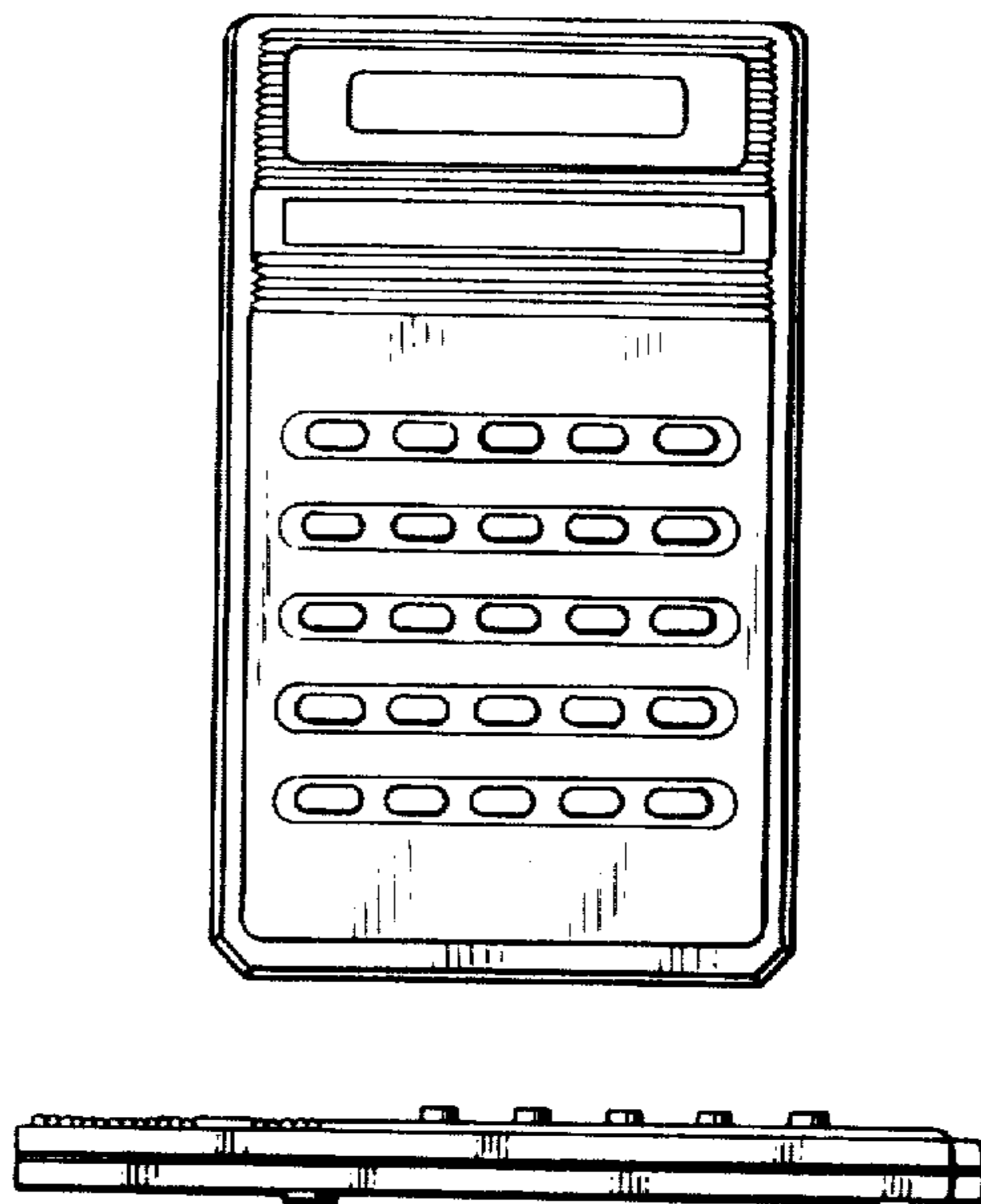


FIG. 1

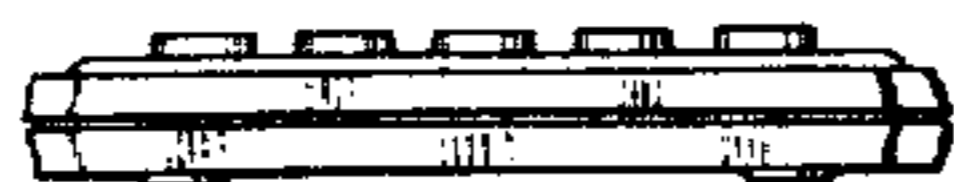


FIG. 2



FIG. 3

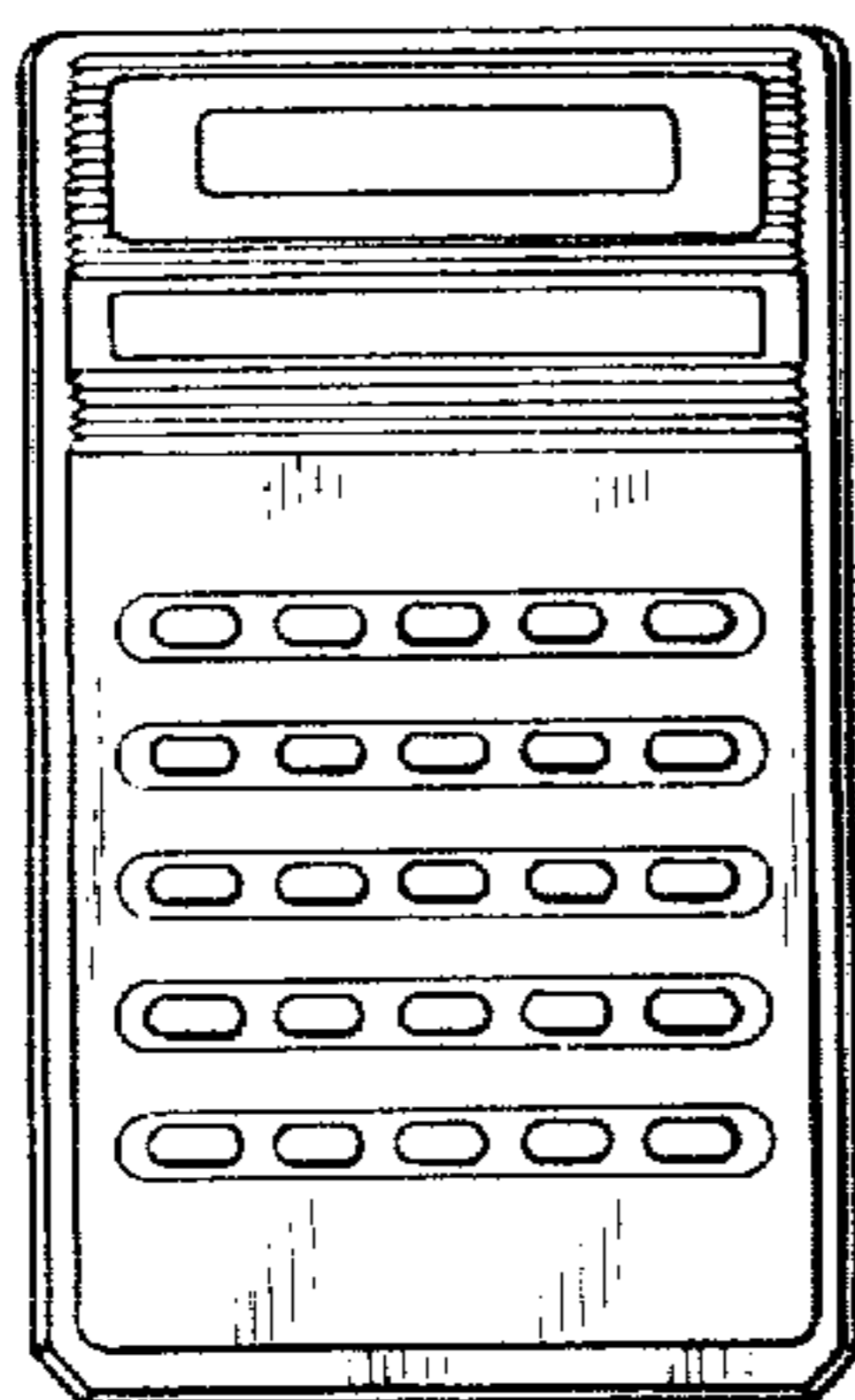


FIG. 4

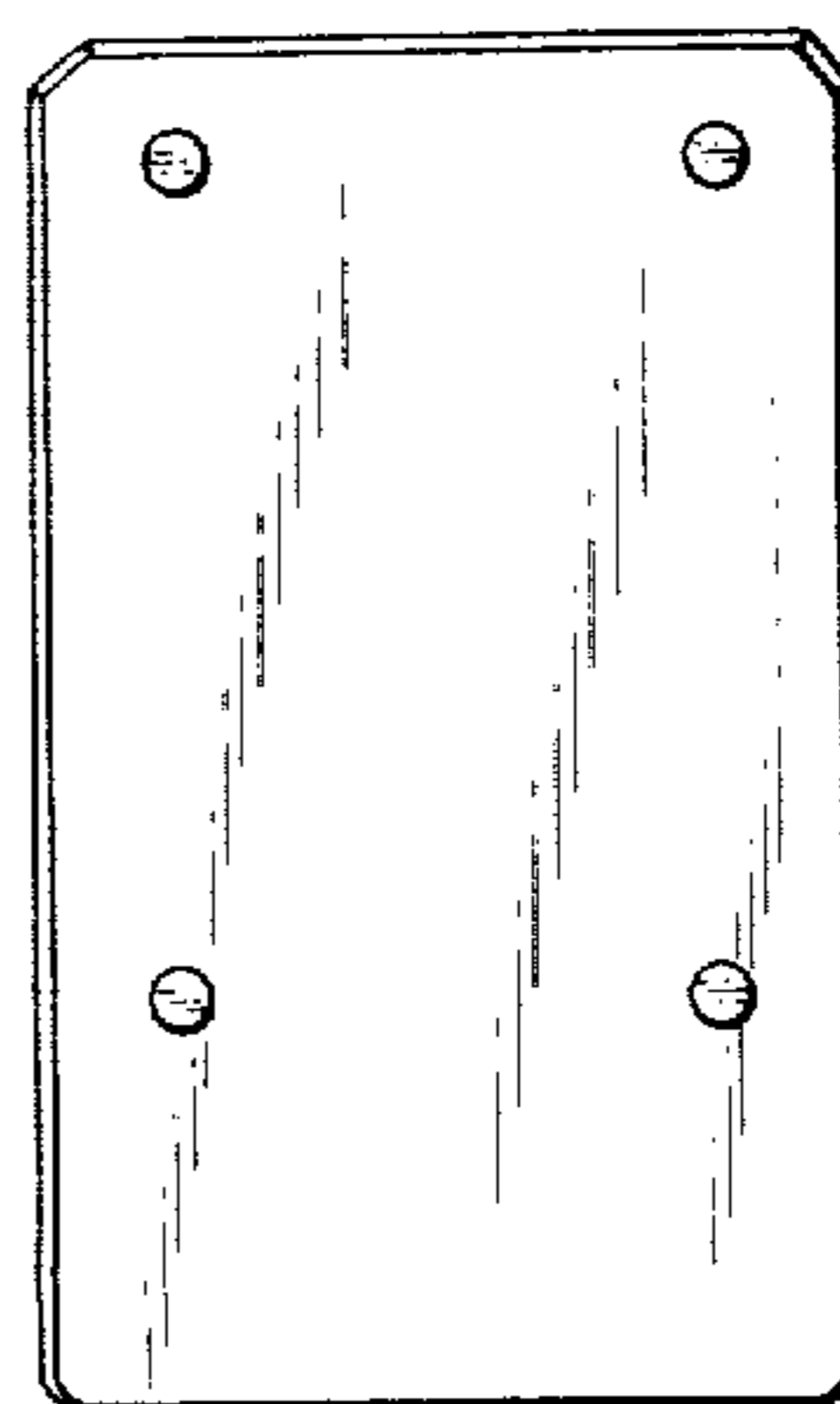


FIG. 5



FIG. 6

