

[54] ELECTRONIC CALCULATOR WITH ELECTRONIC MUSICAL INSTRUMENT AND TIMEPIECE

[75] Inventor: Shinichi Yokoyama, Osaka, Japan

[73] Assignee: Sharp Corporation, Osaka, Japan

[**] Term: 14 Years

[21] Appl. No.: 275,687

[22] Filed: Jun. 22, 1981

[30] Foreign Application Priority Data

Dec. 24, 1980 [JP] Japan 55-54812

[51] Int. Cl. D10-02; D17-01; D18-01

[52] U.S. Cl. D18/2; D10/2; D17/1; D18/7

[58] Field of Search D18/1, 2, 6-12; D14/100, 101, 114, 115; D10/46.1, 2; D17/1, 2; 304/706-710; 200/5 A

[56] References Cited

U.S. PATENT DOCUMENTS

- D. 202,555 10/1965 Meunier D14/100
- D. 232,836 9/1974 Kitai D18/7
- D. 243,701 3/1977 Ikeda D18/7
- D. 258,068 1/1981 Ostrom D17/1 X
- D. 263,969 4/1982 Hirata et al. D18/7
- D. 264,729 6/1982 Kobayashi D18/7

Primary Examiner—Louis S. Zarfes
Attorney, Agent, or Firm—Flehr, Hohbach, Test, Albritton & Herbert

[57] CLAIM

The ornamental design for an electronic calculator with electronic musical instrument and timepiece, as shown and described.

DESCRIPTION

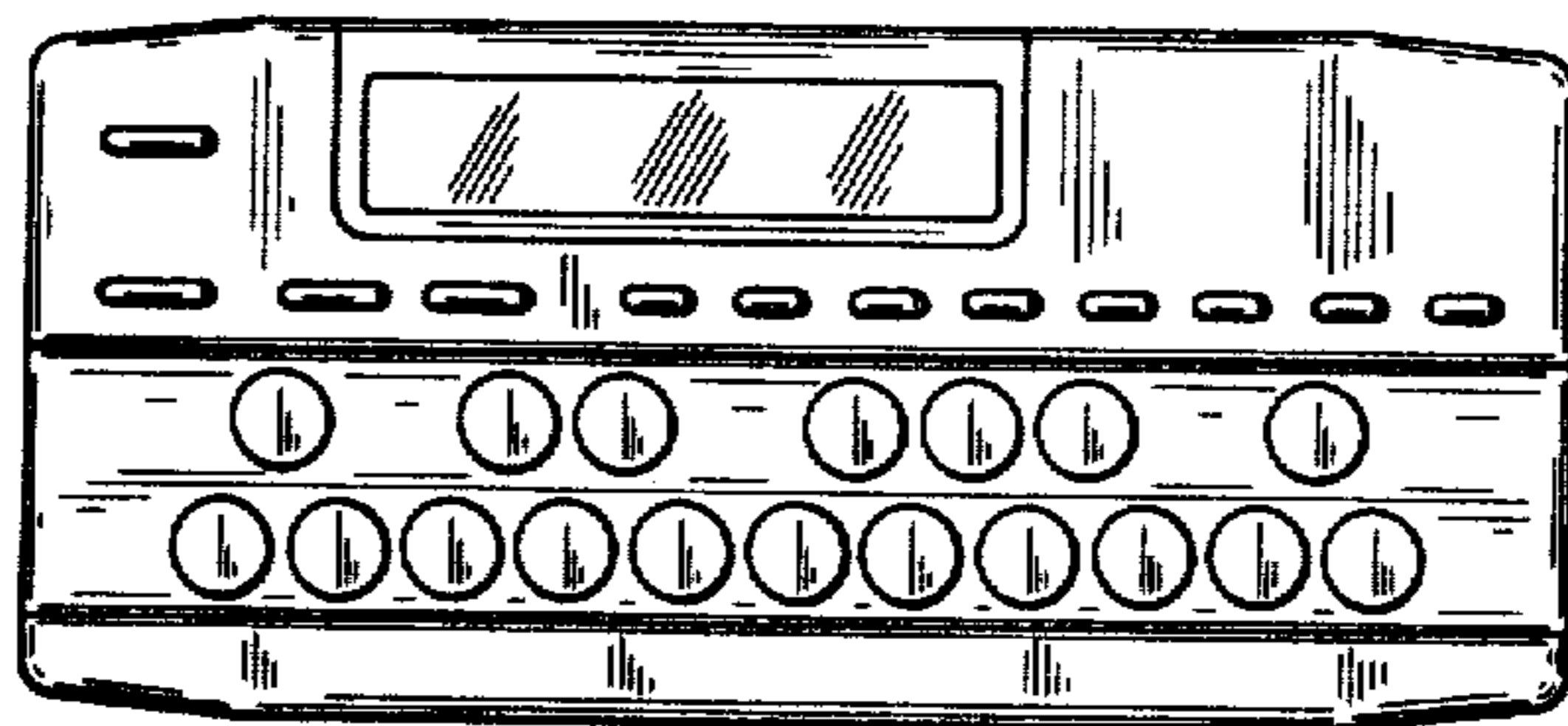
FIG. 1 is a plan view of an electronic calculator with electronic musical instrument and timepiece showing my new design;

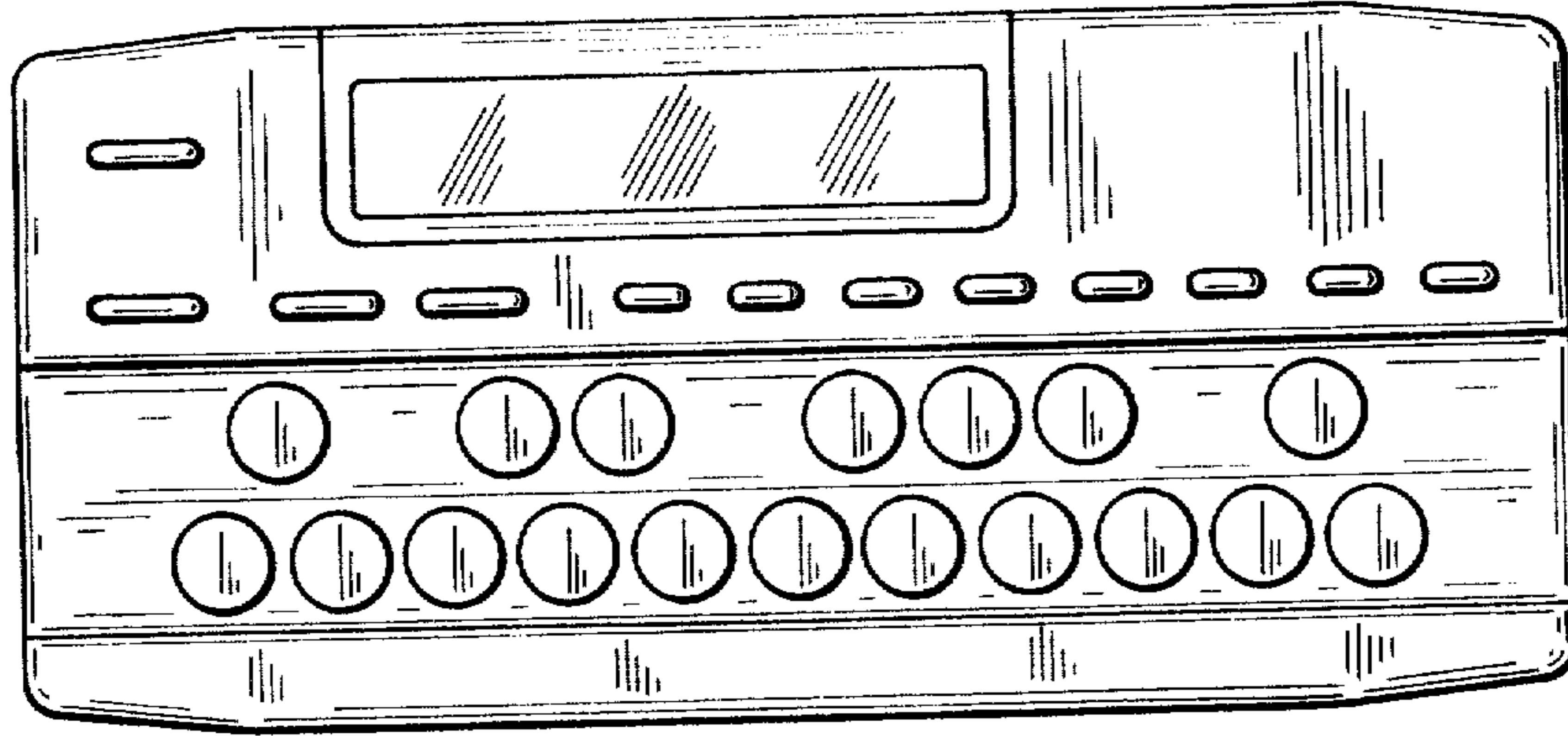
FIG. 2 is a front elevational view thereof;

FIG. 3 is a rear elevational view thereof;


FIG. 4 is a right side elevational view thereof, the left side elevational view being the same; and

FIG. 5 is a bottom view thereof.







FIG_1



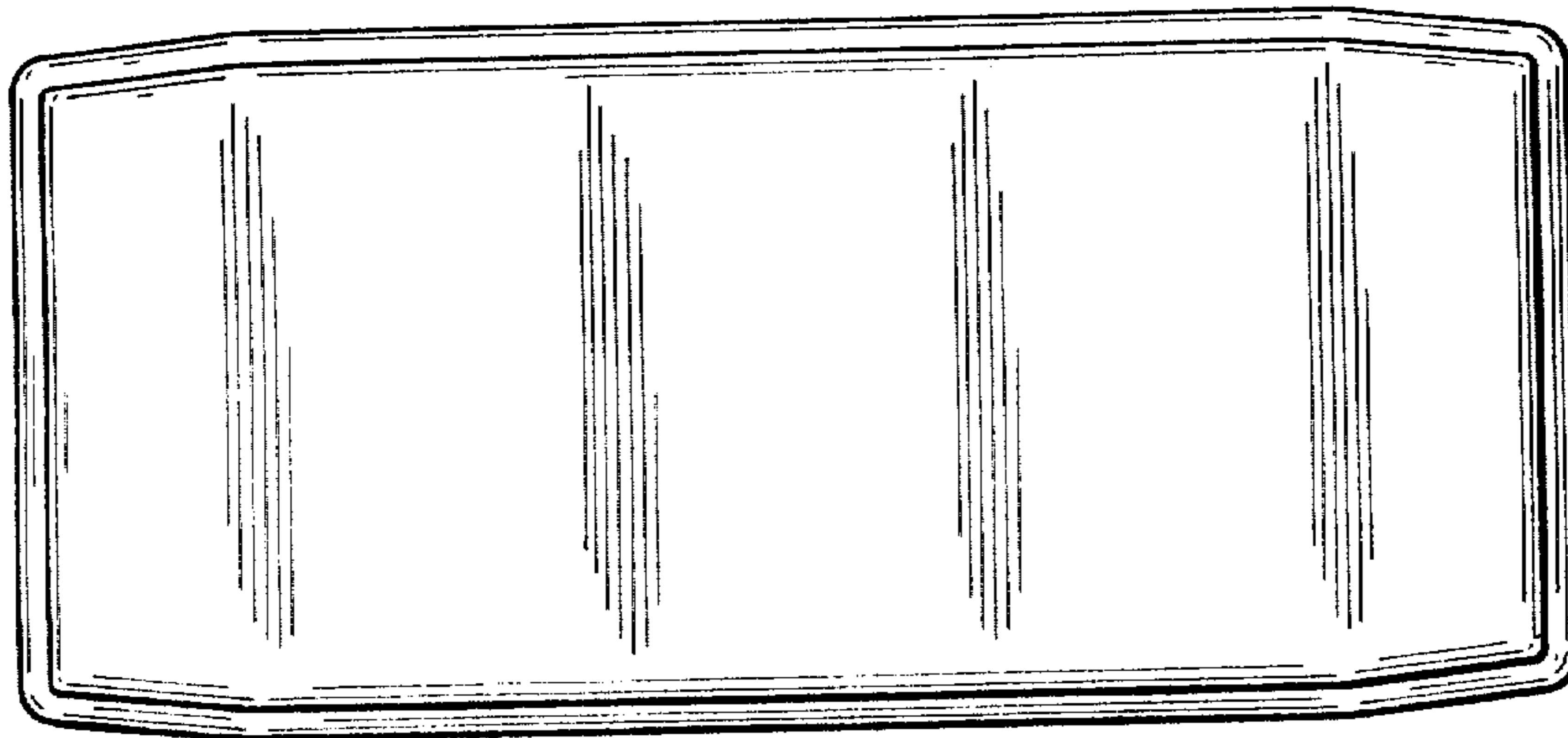
FIG_2



FIG_3



FIG_4



FIG_5