

[54] **ALARM CLOCK CASE**
 [75] Inventor: **Jean G. Malamoud, Saint-Jorioz, France**
 [73] Assignee: **S. T. Dupont, Paris, France**
 [**] Term: **14 Years**
 [21] Appl. No.: **176,445**
 [22] Filed: **Aug. 8, 1980**

[30] **Foreign Application Priority Data**
 Feb. 20, 1980 [FR] France 800440

[51] Int. Cl. **D10-01**
 [52] U.S. Cl. **D10/18**
 [58] Field of Search **D10/15, 18, 24-25, D10/27, 30, 38; 368/276-278, 283**

[56] **References Cited**
U.S. PATENT DOCUMENTS

- D. 76,424 9/1928 Schlacht D10/18 X
- D. 168,157 11/1952 Kaufman D10/18 X
- D. 189,424 12/1960 Miley D10/18
- D. 215,326 9/1969 Appel D10/37
- D. 261,731 11/1981 Yamagami D10/15 X

1,817,374 8/1931 Huguenin 368/276 X

OTHER PUBLICATIONS

Jeweler's Circular-Keystone, 7/66, p. 23, Watches at top.

Primary Examiner—Nelson C. Holtje
Attorney, Agent, or Firm—Robert A. Shack

[57] **CLAIM**

The ornamental design for an alarm clock case, substantially as shown and described.

DESCRIPTION

FIG. 1 is a front elevational view of an alarm clock case showing my new design;
 FIG. 2 is a left side elevational view thereof;
 FIG. 3 is a top plan view thereof, the bottom being substantially a mirror thereof;
 FIG. 4 is an inverted rear elevational view thereof;
 FIG. 5 is an inverted right side elevational view thereof;
 FIG. 6 is a front elevational view of the alarm clock case in open position, the rear being substantially a mirror image thereof; and
 FIG. 7 is a top plan view of the alarm clock case in open position, the bottom being substantially a mirror image thereof.

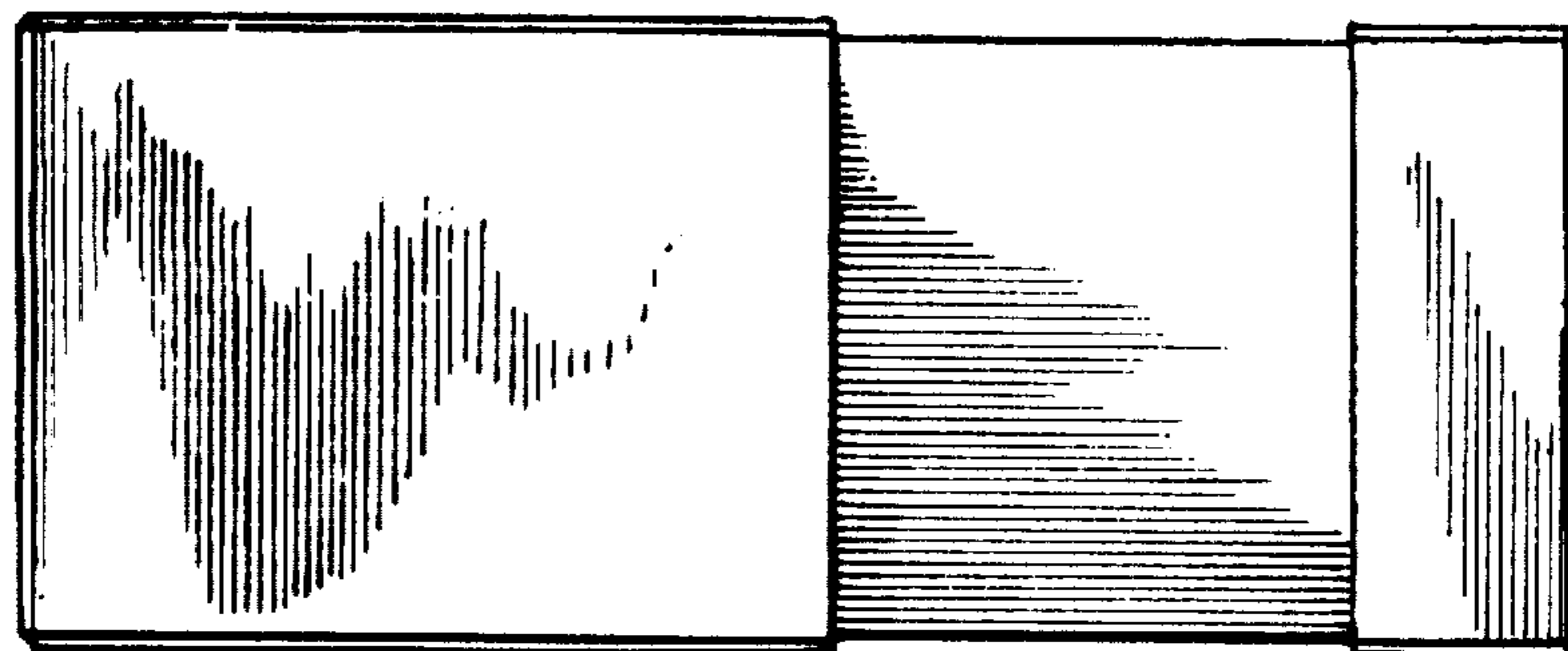


Fig. 2



Fig. 1

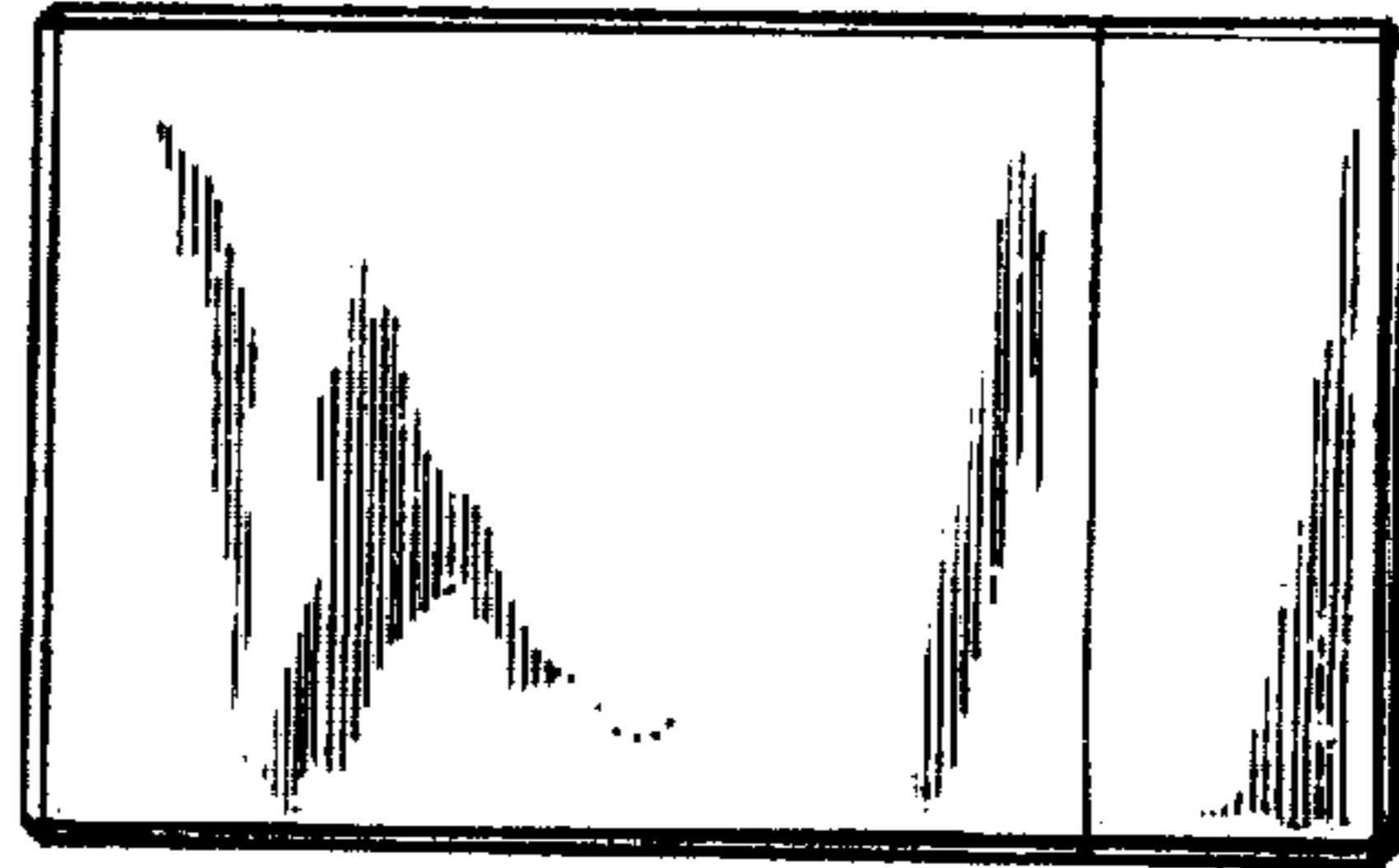


Fig. 3




Fig. 4

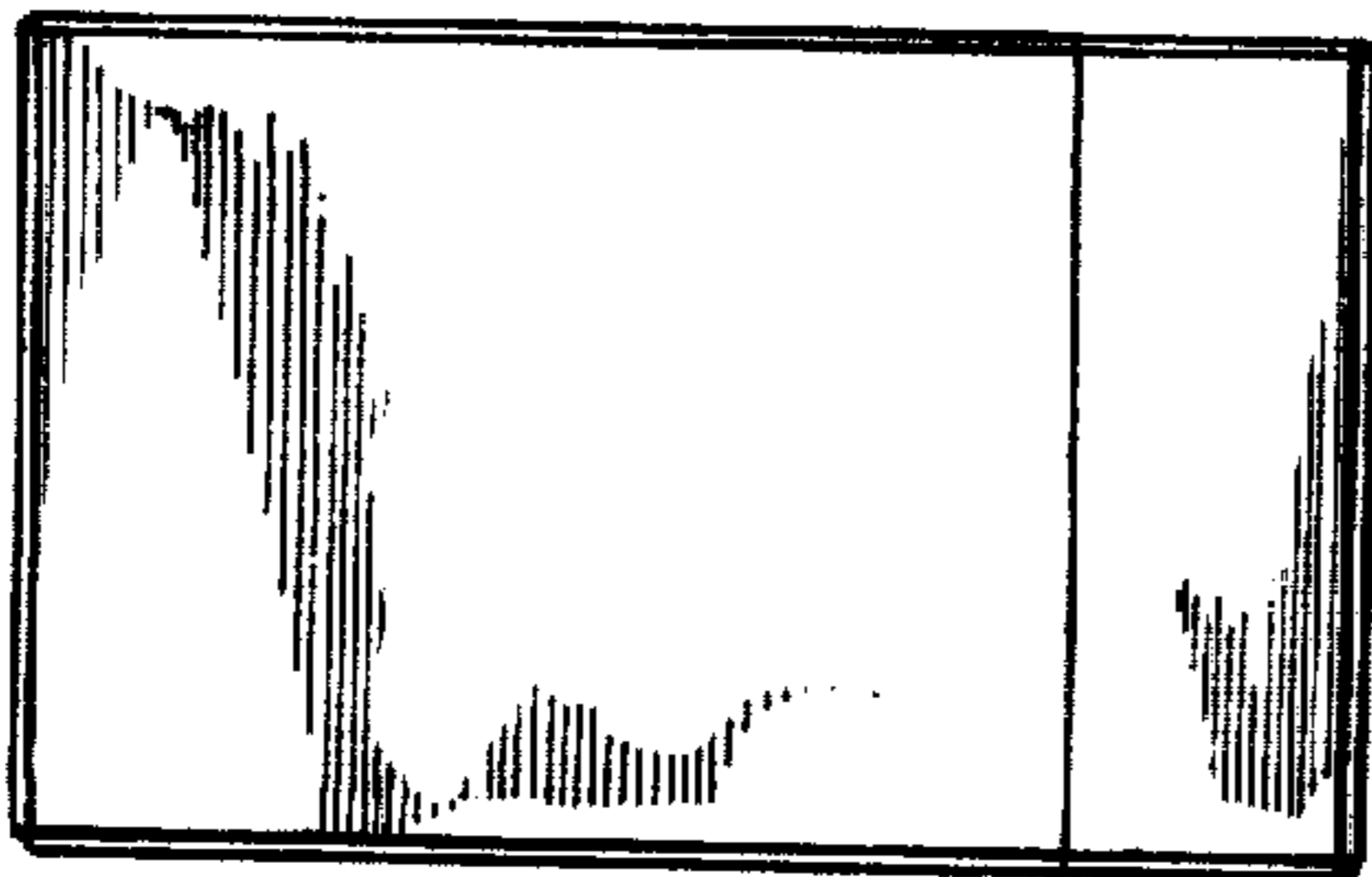


Fig. 5




Fig. 6

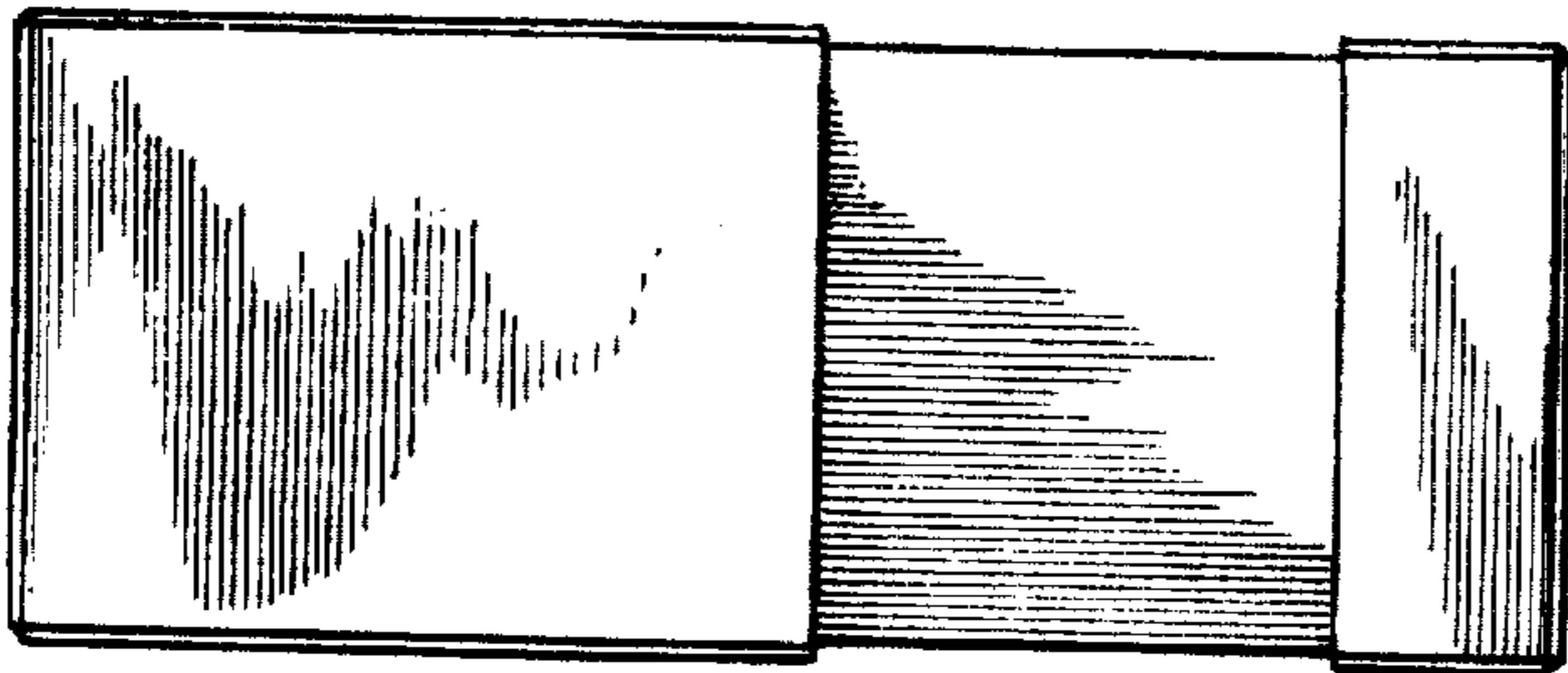


Fig. 7

