

[54] ARCHERY RACK OR THE LIKE

[76] Inventor: Robert J. Castro, 109 Dale Dr., Rockville, Md. 20850

[\*\*] Term: 14 Years

[21] Appl. No.: 247,157

[22] Filed: Mar. 24, 1981

[51] Int. Cl. .... D6-06

[52] U.S. Cl. .... D6/129; D6/114

[58] Field of Search ..... D6/114, 125, 127-129, D6/159; 312/245; 211/13, 87, 60 R

[56] References Cited

U.S. PATENT DOCUMENTS

- D. 36,744 1/1904 Vernon ..... D6/129
- D. 181,639 12/1957 Garner et al. .... D6/125
- D. 235,715 7/1975 Breault ..... D6/129

OTHER PUBLICATIONS

Sears Catalog; Fall/Winter 1978; p. 1261; Archery Equipment Rack No. 16.

Primary Examiner—B. J. Bullock  
Attorney, Agent, or Firm—Haight & Associates

[57] CLAIM

The ornamental design for an archery rack or the like, as shown.

DESCRIPTION

FIG. 1 is a reduced perspective view of an archery rack or the like showing my new design;  
 FIG. 2 is a front elevational view thereof;  
 FIG. 3 is a rear elevational view thereof;  
 FIG. 4 is a side elevational view taken from the left of FIG. 2, the side opposite being a mirror image thereof;  
 FIG. 5 is a top plan view thereof; and  
 FIG. 6 is a bottom plan view thereof.




FIG. 1




FIG. 2

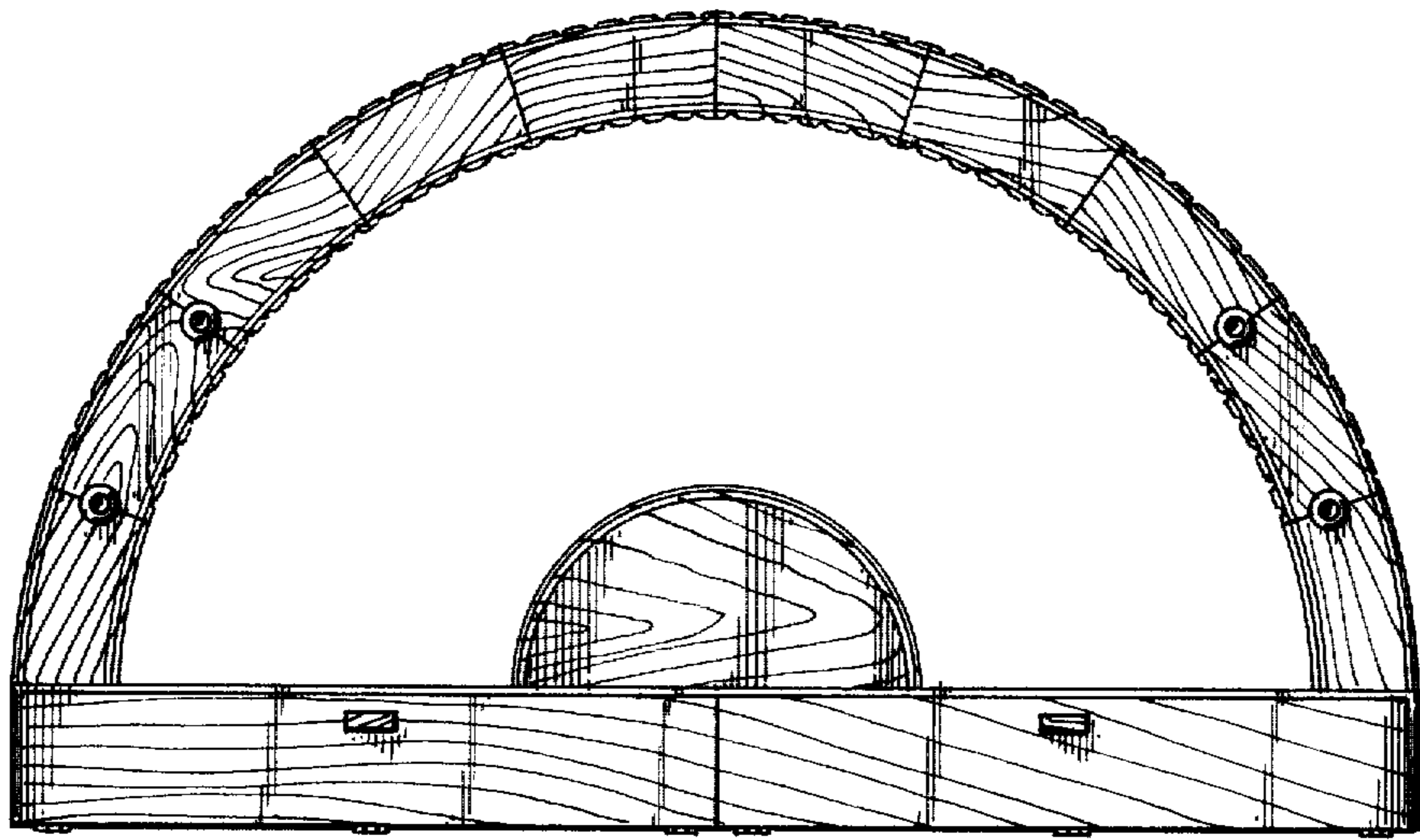
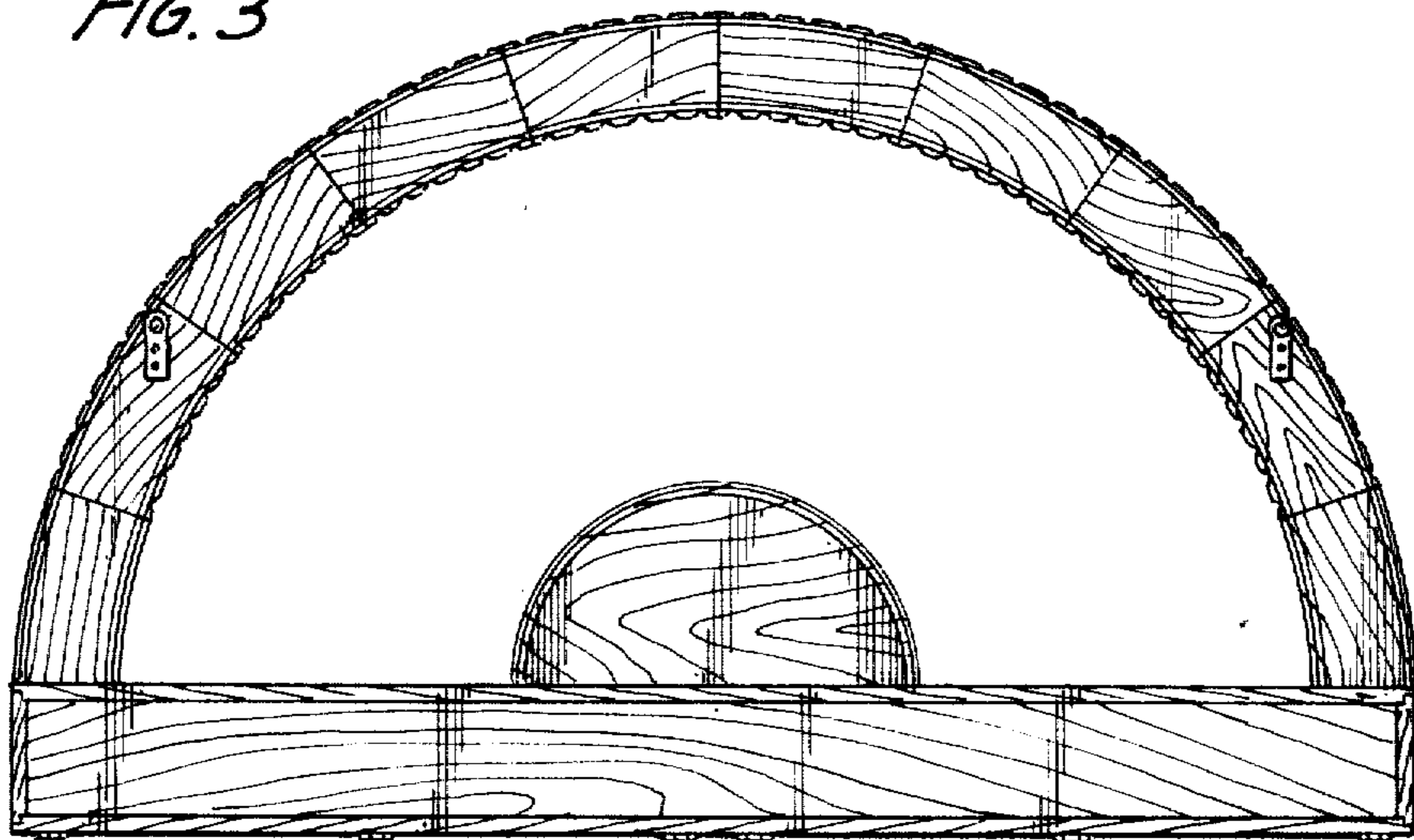
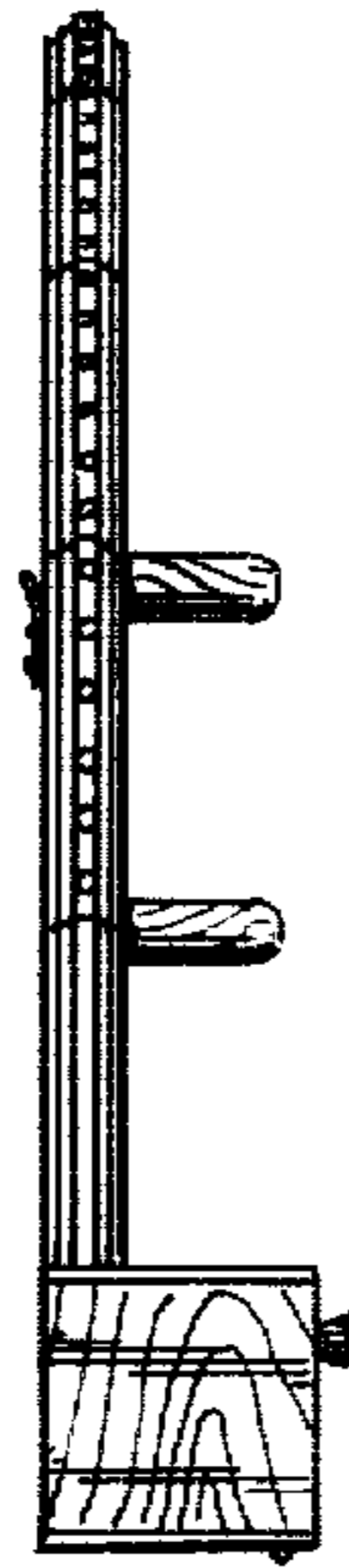


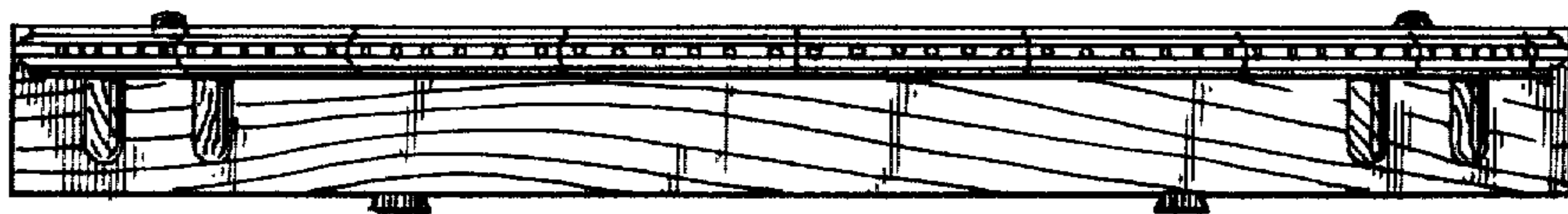
FIG. 3



*FIG. 4*



*FIG. 5*



*FIG. 6*

