

[54] **MERCHANDISE DISPLAY RACK**

[76] **Inventor:** Richard E. Wells, 151 Avenida, La Habra, Calif. 91631

[**] **Term:** 14 Years

[21] **Appl. No.:** 159,871

[22] **Filed:** Jun. 16, 1980

[51] **Int. Cl.** D06—06

[52] **U.S. Cl.** D6/85; D6/114;
D6/139

[58] **Field of Search** D6/85, 114, 139, 181,
D6/186, 188; D20/42; 211/186, 57.1, 57.9;
40/605

[56] **References Cited**

U.S. PATENT DOCUMENTS

D. 176,828 1/1956 Smith D6/139
D. 191,892 12/1961 Marschak D6/181
D. 232,505 8/1974 Steeves, Jr. D6/188
3,174,442 3/1965 Marschak 211/186 X

OTHER PUBLICATIONS

Visual Merchandising, vol. 103, Aug. 1973, p. 47; Perforated Support Rack, center of page.

Live Wire by Thorco, Jan. 1, 1976, p. 25; "Pegboard", Floor Stands, top left of page.

Primary Examiner—Joel Stearman

Assistant Examiner—Carmen H. Vales

Attorney, Agent, or Firm—Freilich, Hornbaker, Wasserman, Rosen & Fernandez

[57] **CLAIM**

The ornamental design for a merchandise display rack, substantially as shown and described.

DESCRIPTION

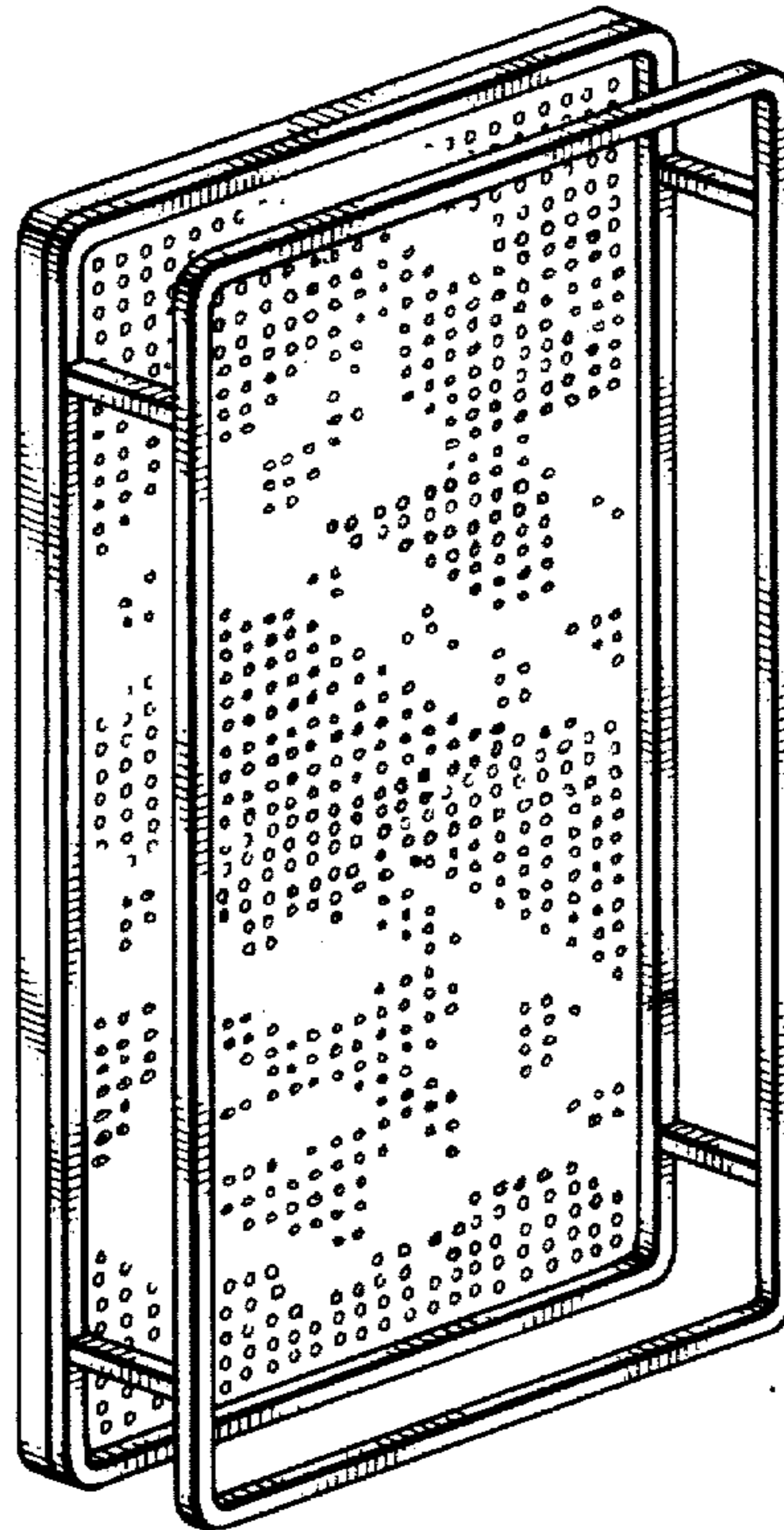
FIG. 1 is a perspective view of a merchandise display rack showing my new design, it being understood that the circular pattern is continuous throughout the board;

FIG. 2 is a front elevational view thereof;

FIG. 3 is a top plan view, the bottom plan view being a mirror image thereof;

FIG. 4 is a left side elevational view, the right side elevational view being a mirror image thereof; and

FIG. 5 is a rear elevational view thereof.



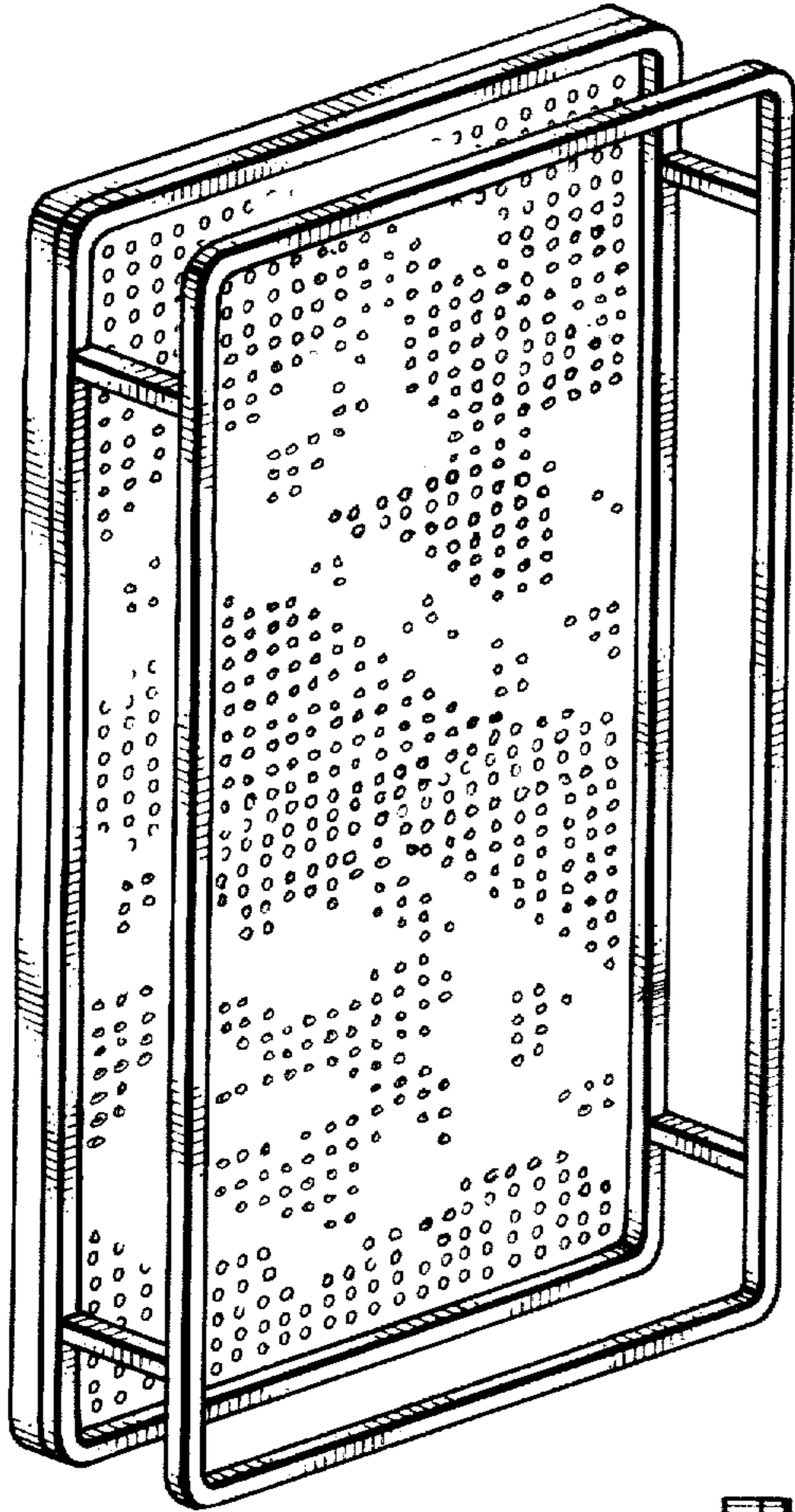


Fig. 1.




Fig. 2.




Fig. 3.



Fig. 4.




Fig. 5.