

[54] DESK-TOP ELECTRONIC CALCULATOR

[75] Inventors: Junji Hirooka, Higashimurayama;  
Hideo Fushimoto, Kawasaki, both of  
Japan

[73] Assignee: Canon Kabushiki Kaisha, Tokyo,  
Japan

[\*\*] Term: 14 Years

[21] Appl. No.: 310,482

[22] Filed: Oct. 9, 1981

[30] Foreign Application Priority Data

Apr. 17, 1981 [JP] Japan ..... 56-16475

[51] Int. Cl. .... D18-01

[52] U.S. Cl. .... D18/7

[58] Field of Search ..... D18/1, 2, 6-12;  
D14/100, 101, 114, 115; 364/706-710; 200/5 A

[56]

References Cited

U.S. PATENT DOCUMENTS

D. 226,485 3/1973 Kitai ..... D18/7  
D. 259,349 5/1981 Hirata et al. .... D18/7  
D. 265,913 8/1982 Yoshioka et al. .... D18/7

Primary Examiner—Louis S. Zarfes  
Attorney, Agent, or Firm—Fitzpatrick, Cella, Harper &  
Scinto

[57]

CLAIM

The ornamental design for a desk-top electronic calcu-  
lator, as shown and described.

DESCRIPTION

FIG. 1 is a front elevational view of a desk-top elec-  
tronic calculator showing our new design;  
FIG. 2 is a rear elevational view thereof;  
FIG. 3 is a top plan view thereof;  
FIG. 4 is a bottom plan view thereof;  
FIG. 5 is a side elevational view as seen from the left of  
FIG. 1;  
FIG. 6 is a side elevational view as seen from the right  
of FIG. 1; and  
FIG. 7 is a perspective view of the desk-top electronic  
calculator.




FIG. 1

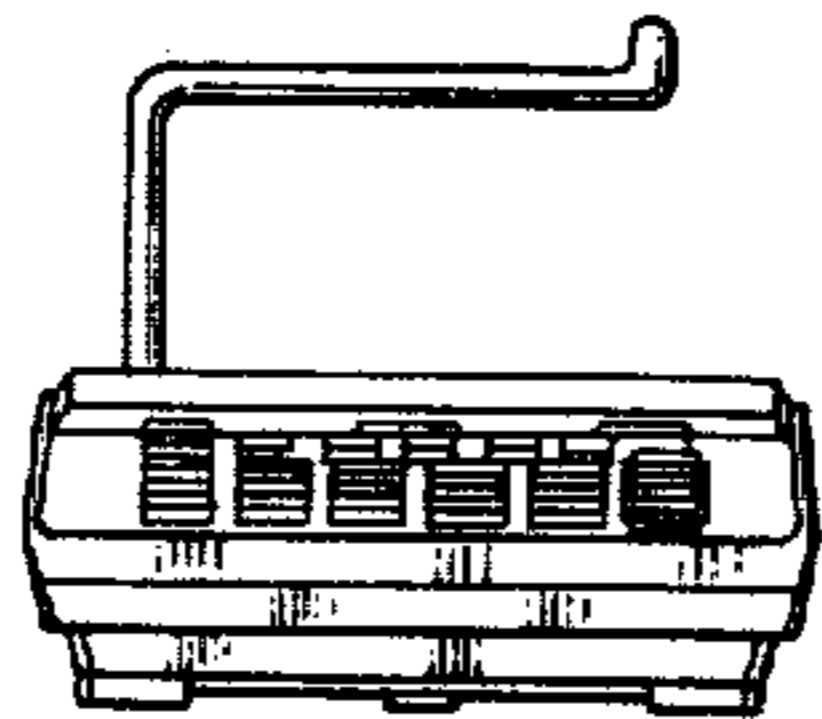


FIG. 2

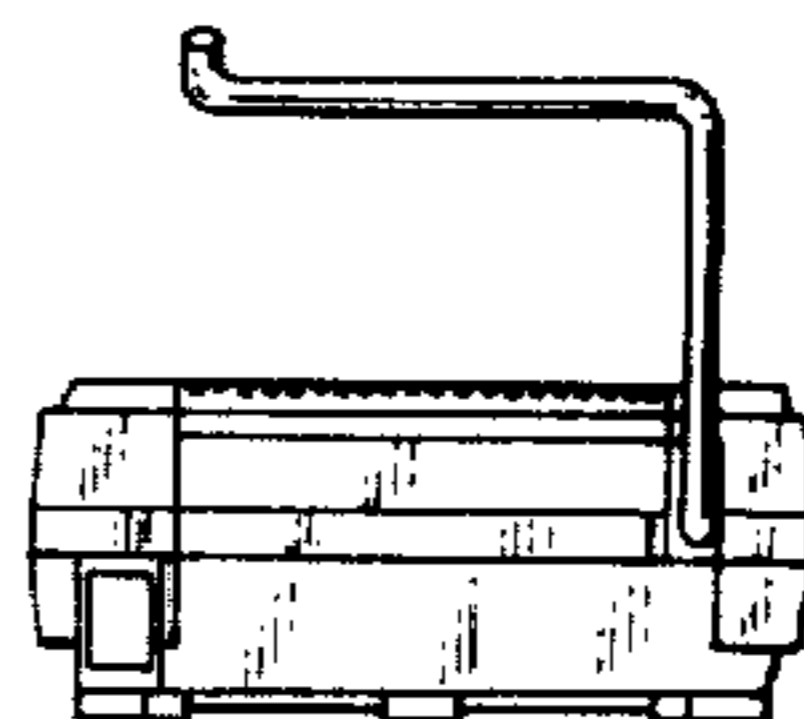


FIG. 3

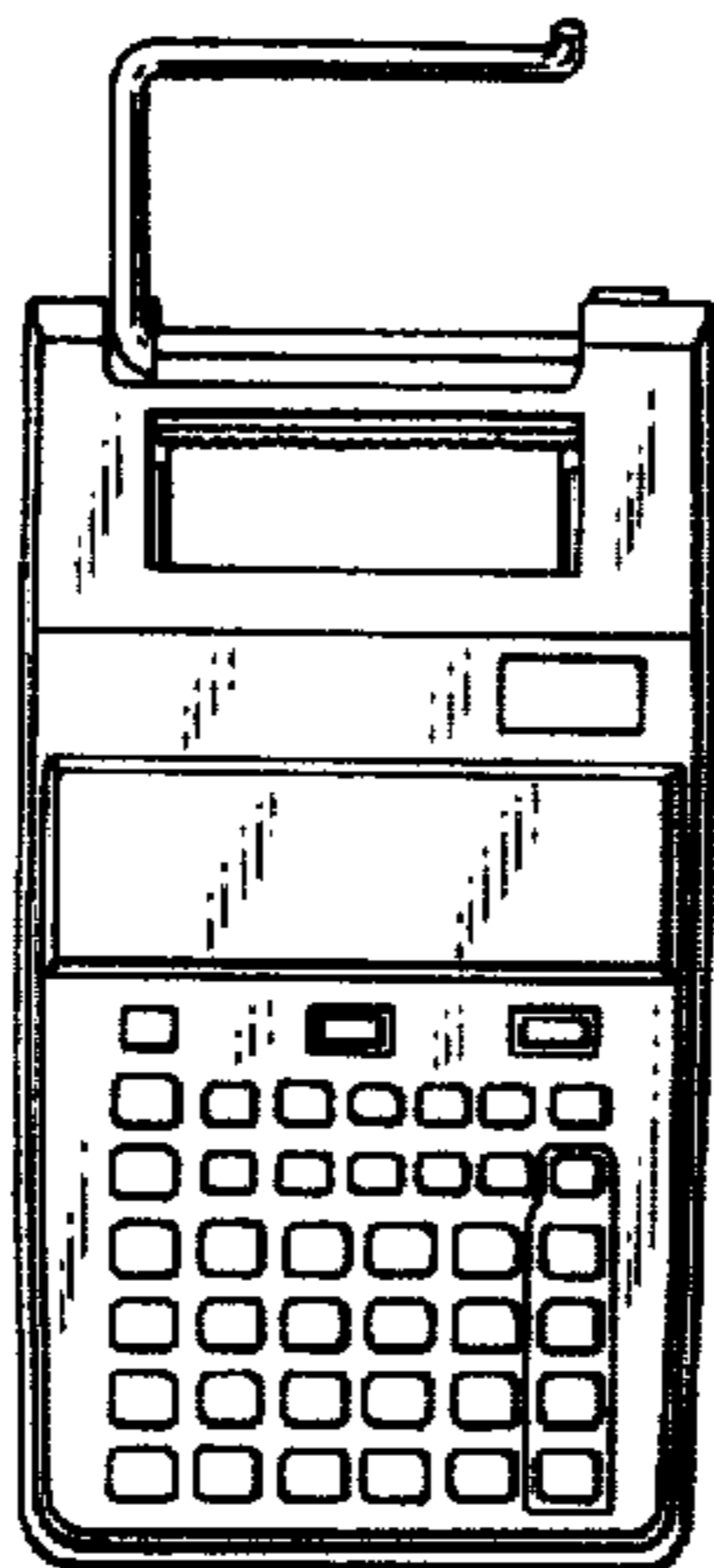


FIG. 4

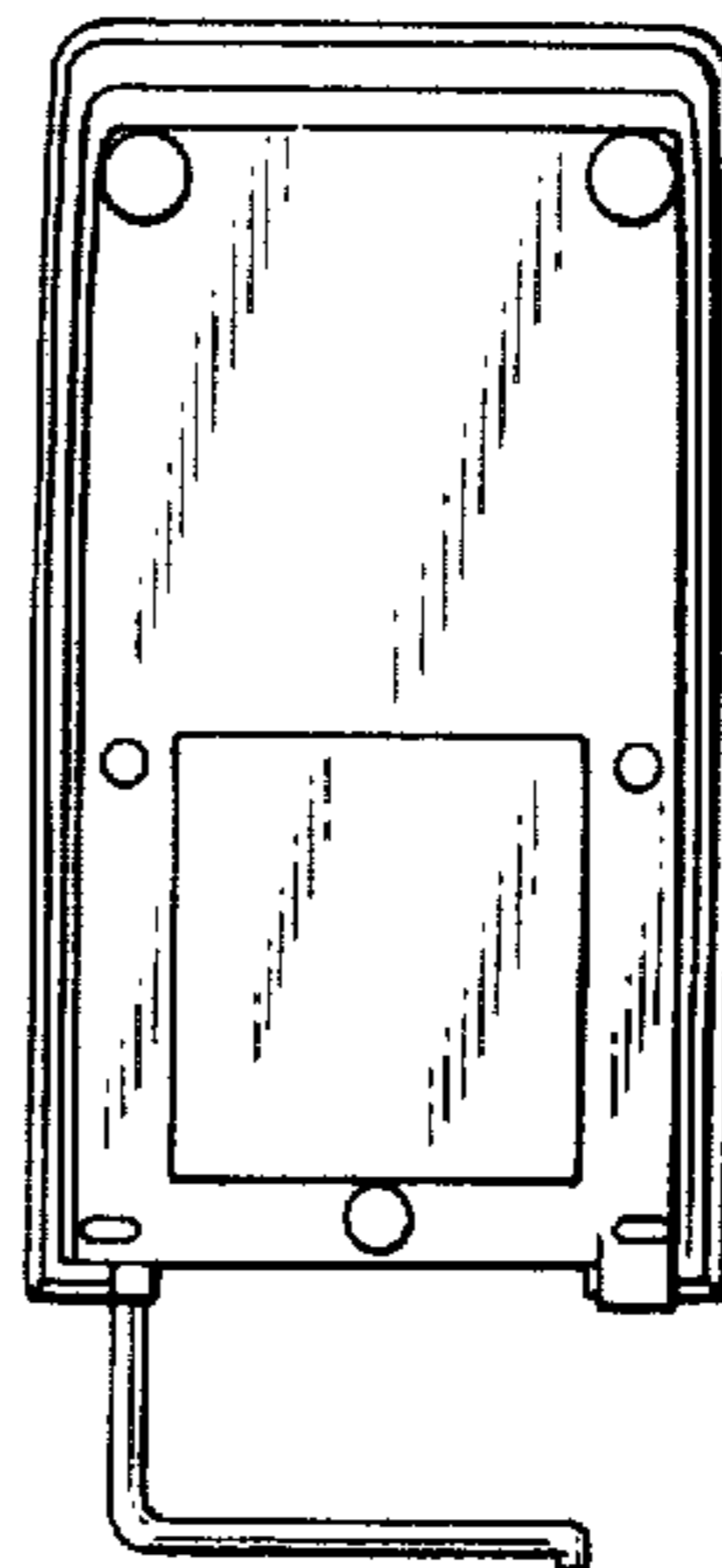


FIG. 5




FIG. 6

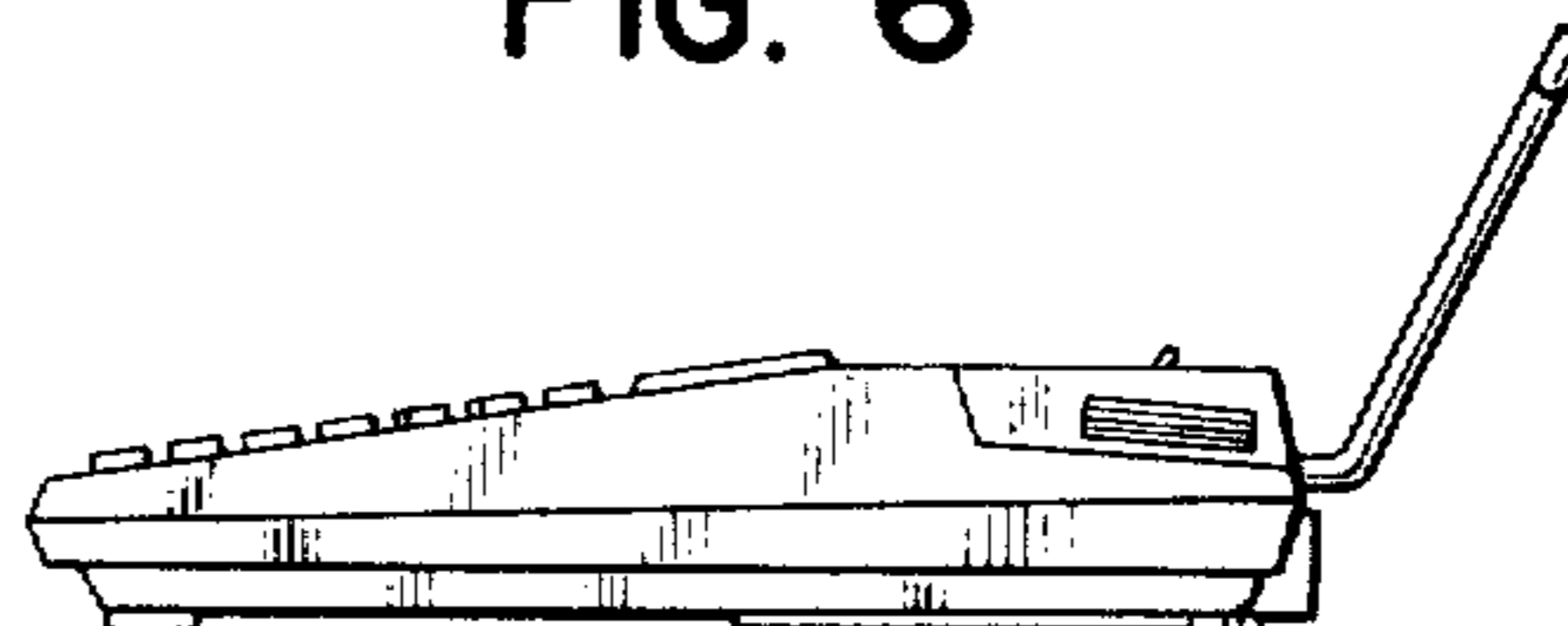


FIG. 7

