

[54] DESK-TOP ELECTRONIC CALCULATOR

[75] Inventors: Eiichi Yoshioka, Abiko; Kazuhiro Arakawa, Yamato, both of Japan

[73] Assignee: Canon Kabushiki Kaisha, Tokyo, Japan

[**] Term: 14 Years

[21] Appl. No.: 306,379

[22] Filed: Sep. 28, 1981

[30] Foreign Application Priority Data

Mar. 31, 1981 [JP] Japan 56-13383

[51] Int. Cl. D18-01

[52] U.S. Cl. D18/7

[58] Field of Search D18/1, 2, 6-12; D14/100, 101, 114, 115; D10/46.1; 364/706-710; 200/5 A

[56] References Cited

U.S. PATENT DOCUMENTS

- D. 230,404 2/1974 Jimbo D18/7
- D. 251,272 3/1979 Hazama et al. D18/7
- D. 258,895 4/1981 Kobayashi D18/7

- D. 260,530 9/1981 Yamasaki D18/7
- D. 261,005 9/1981 Ichikawa et al. D18/7

OTHER PUBLICATIONS

HFD-Retailing Home Furnishings, 2/12/79, p. 54, Sanyo Calculator at top right.



Primary Examiner—Louis S. Zarfes
Attorney, Agent, or Firm—Fitzpatrick, Cella, Harper & Scinto

[57] CLAIM

The ornamental design for a desk-top electronic calculator, as shown and described.

DESCRIPTION

FIG. 1 is a front elevational view of a desk-top electronic calculator showing my new design;
 FIG. 2 is a rear elevational view thereof;
 FIG. 3 is a top plan view thereof;
 FIG. 4 is a bottom plan view thereof;
 FIG. 5 is a side elevational view as seen from the left of FIG. 1;
 FIG. 6 is a side elevational view as seen from the right of FIG. 1;
 FIG. 7 is a perspective view of the desk-top electronic calculator.



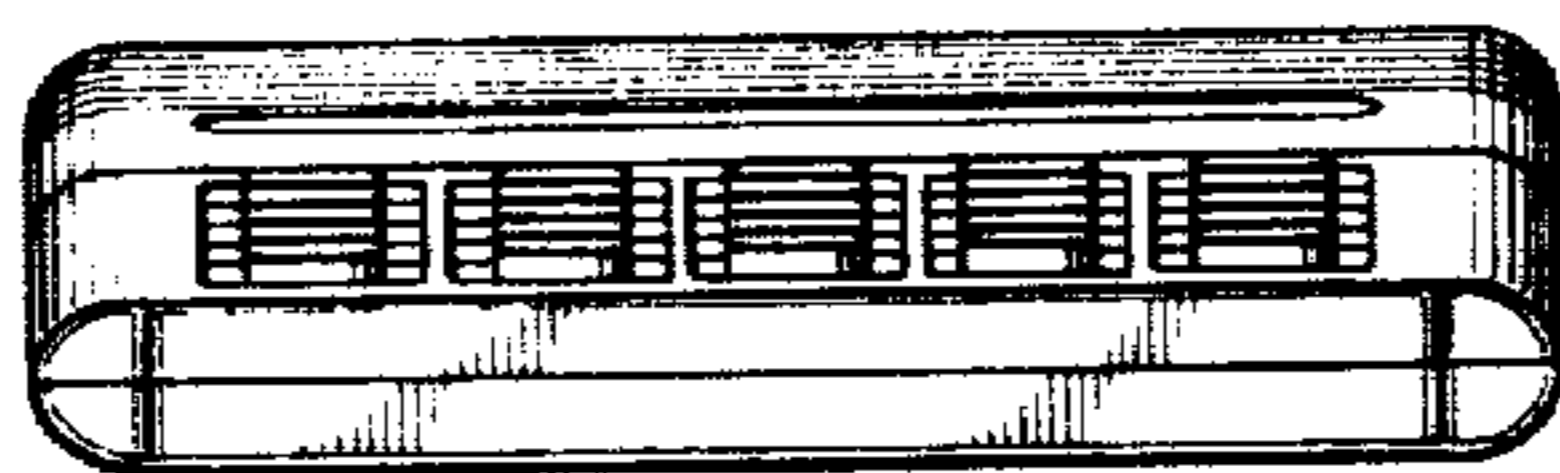


FIG. 1




FIG. 2

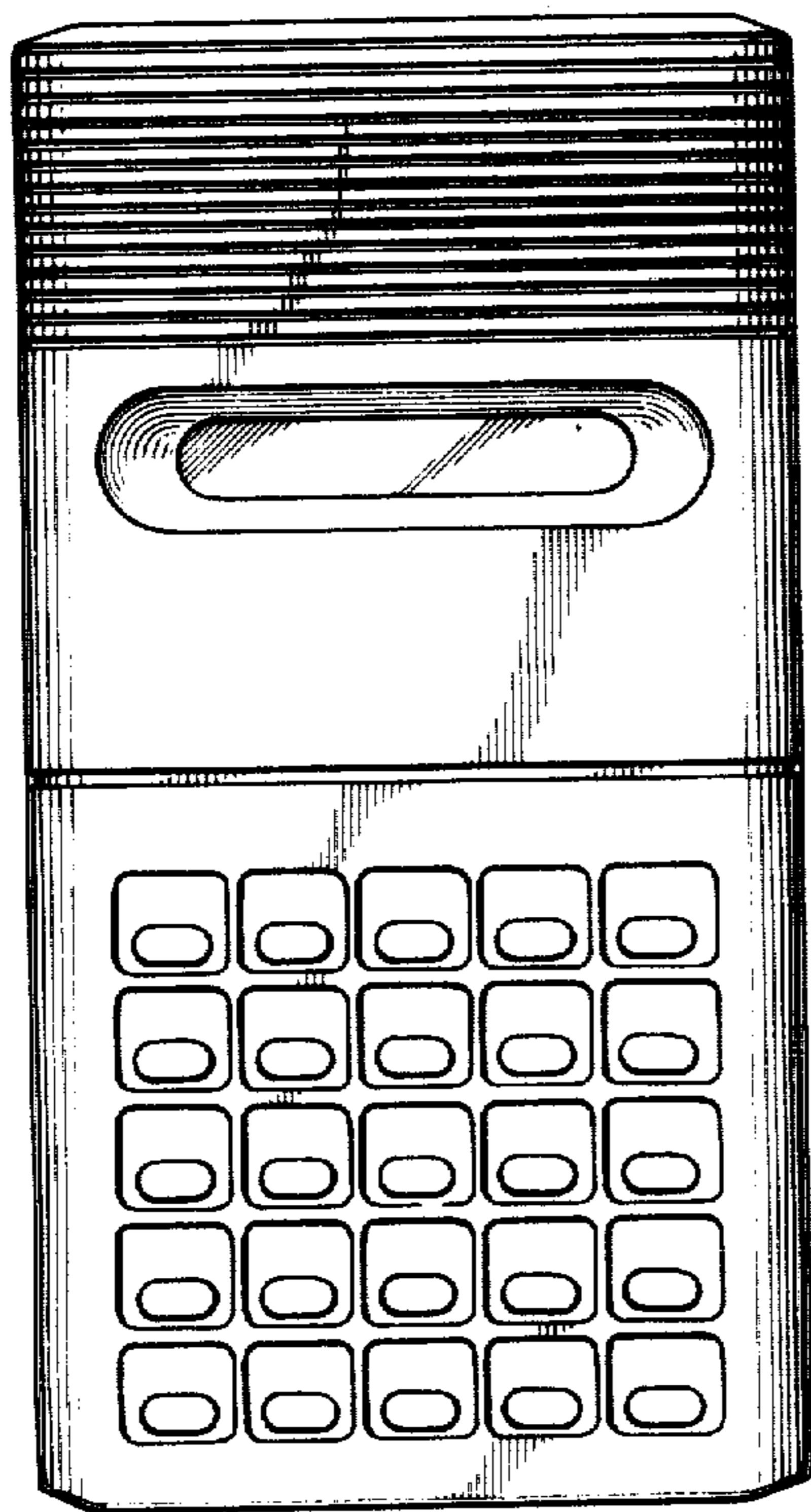


FIG. 3

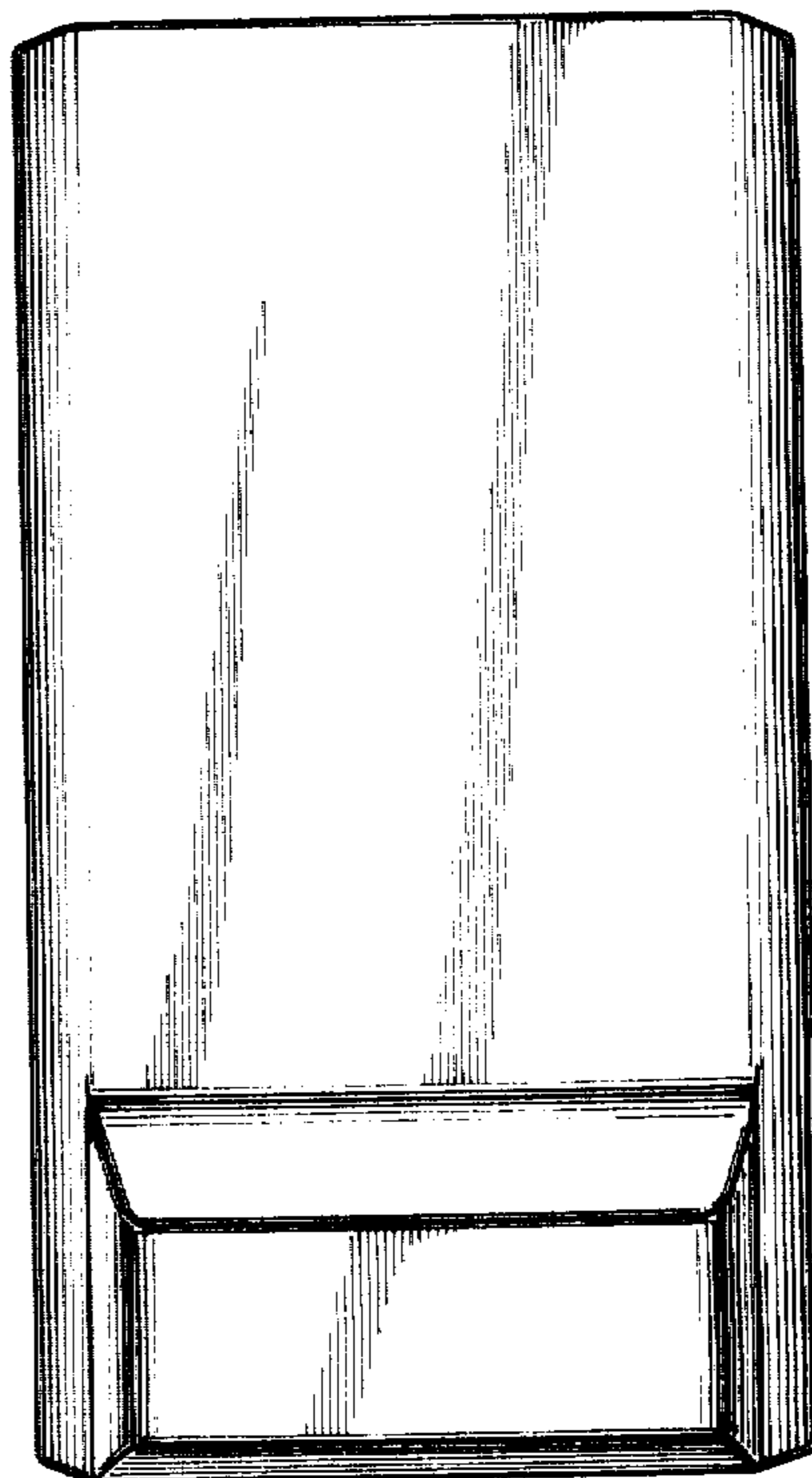


FIG. 4

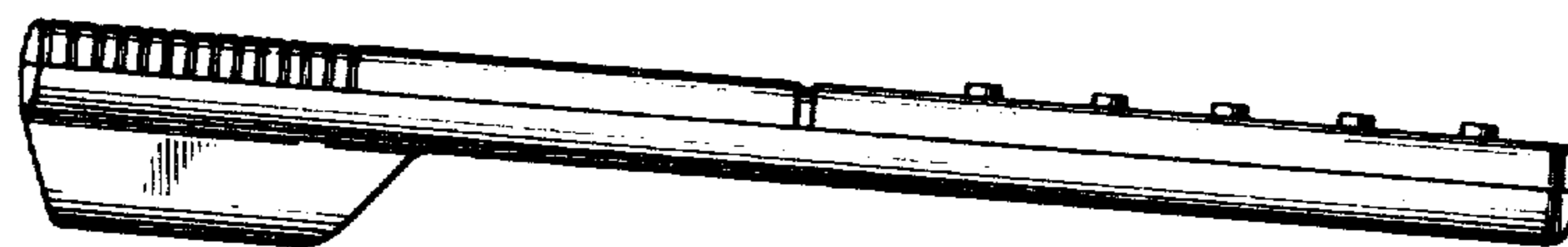


FIG. 5




FIG. 6

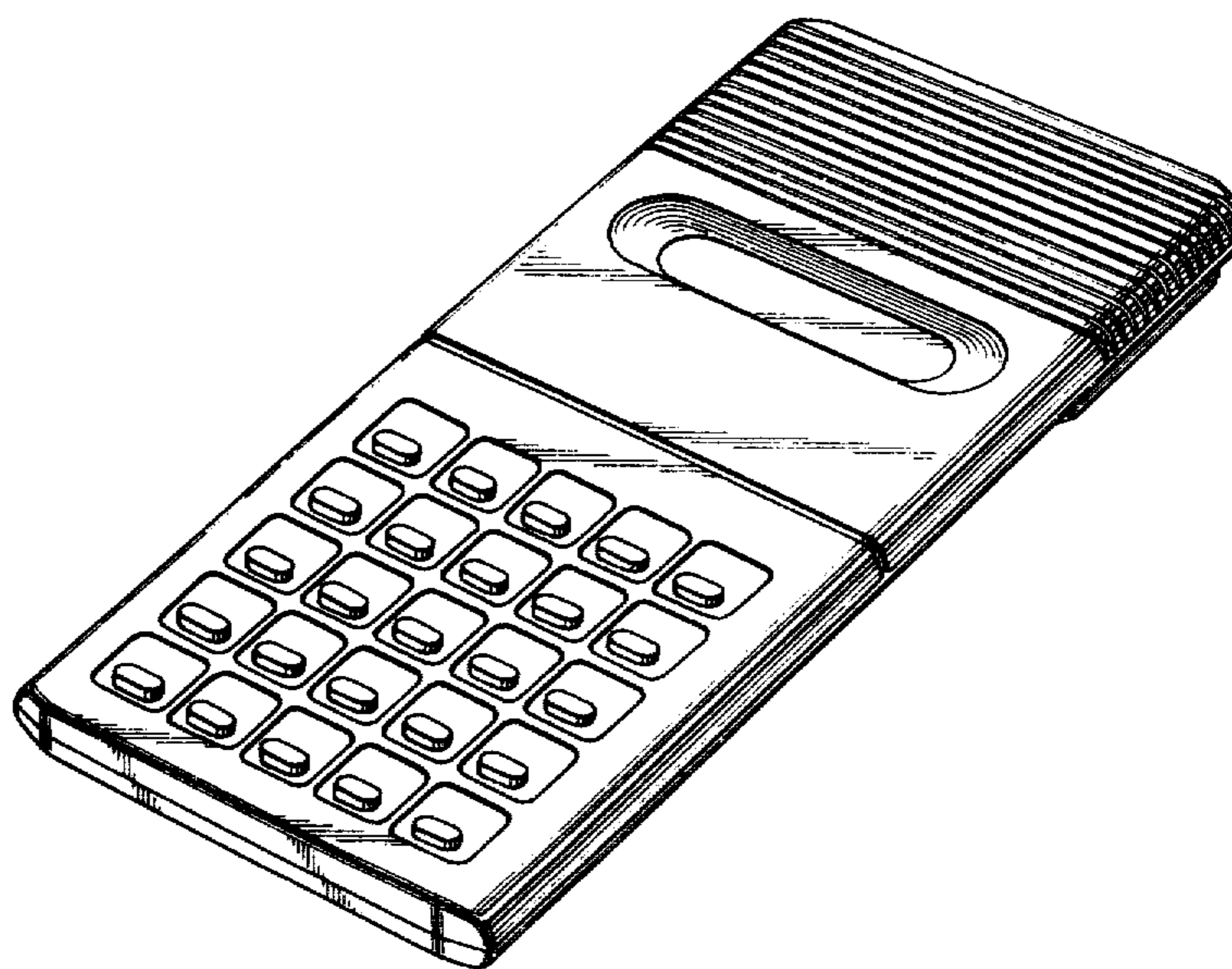


FIG. 7