

[54] ELECTRONIC CALCULATOR

[75] Inventors: Masaji Sawada; Harumi Sakamoto, both of Osaka, Japan

[73] Assignee: Sharp Corporation, Osaka, Japan

[**] Term: 14 Years

[21] Appl. No.: 275,765

[22] Filed: Jun. 22, 1981

[30] Foreign Application Priority Data

Dec. 24, 1980 [JP] Japan 55-54814

[51] Int. Cl. D18-01

[52] U.S. Cl. D18/7

[58] Field of Search D18/1, 2, 6-12; D14/100, 101, 114, 115; D10/46.1; 364/706-710; 200/5 A

[56] References Cited

U.S. PATENT DOCUMENTS

D. 223,865	6/1972	Anzai et al.	D18/7
D. 230,859	3/1974	Kurosu	D18/7
D. 236,353	8/1975	Link	D18/7
D. 247,391	2/1978	Hazama et al.	D18/7
D. 256,370	8/1980	Ichikawa	D18/7
D. 257,976	1/1981	Schmidt	D18/7

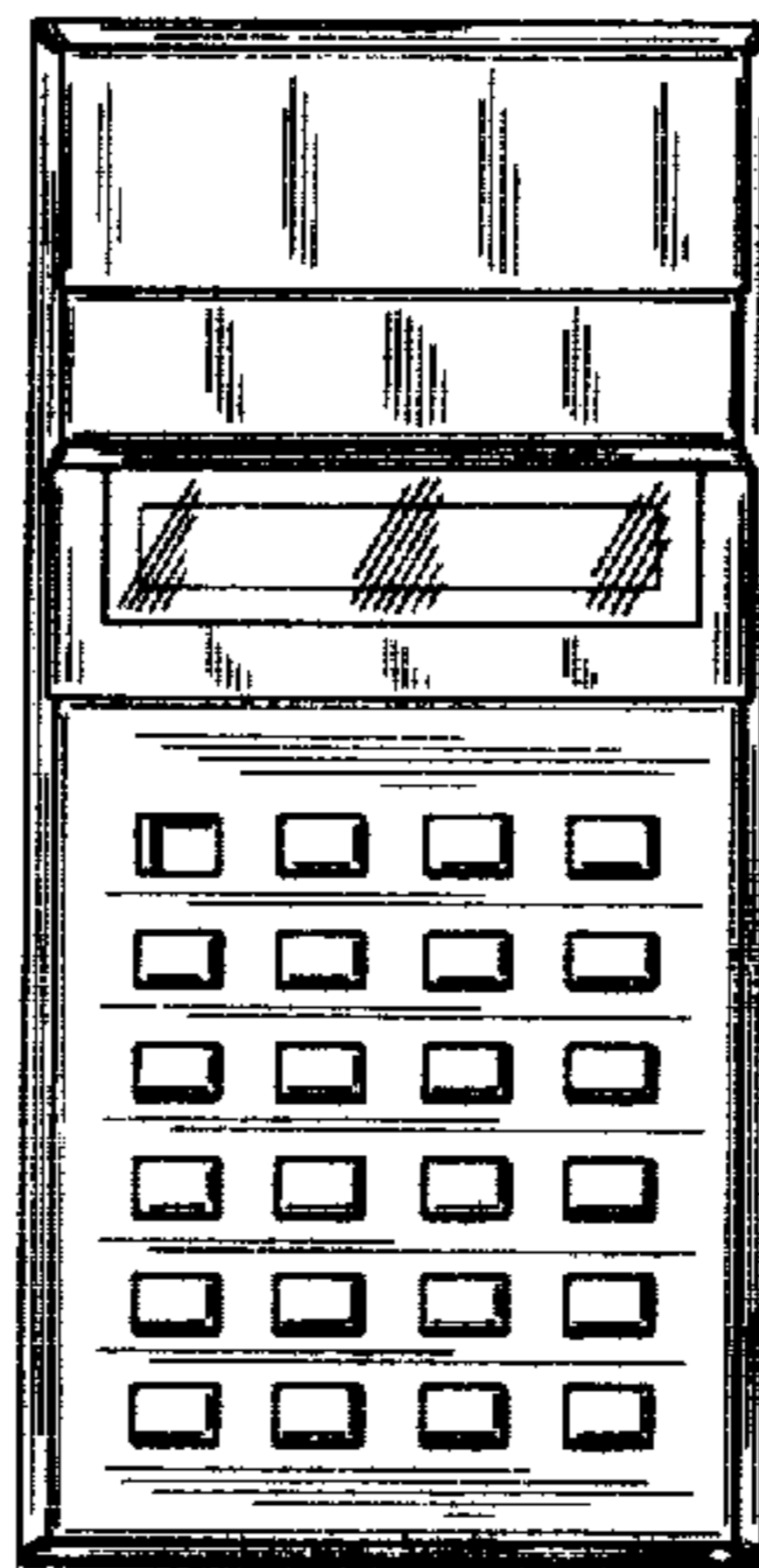
Primary Examiner—Louis S. Zarfes
Attorney, Agent, or Firm—Flehr, Hohbach, Test, Albritton & Herbert

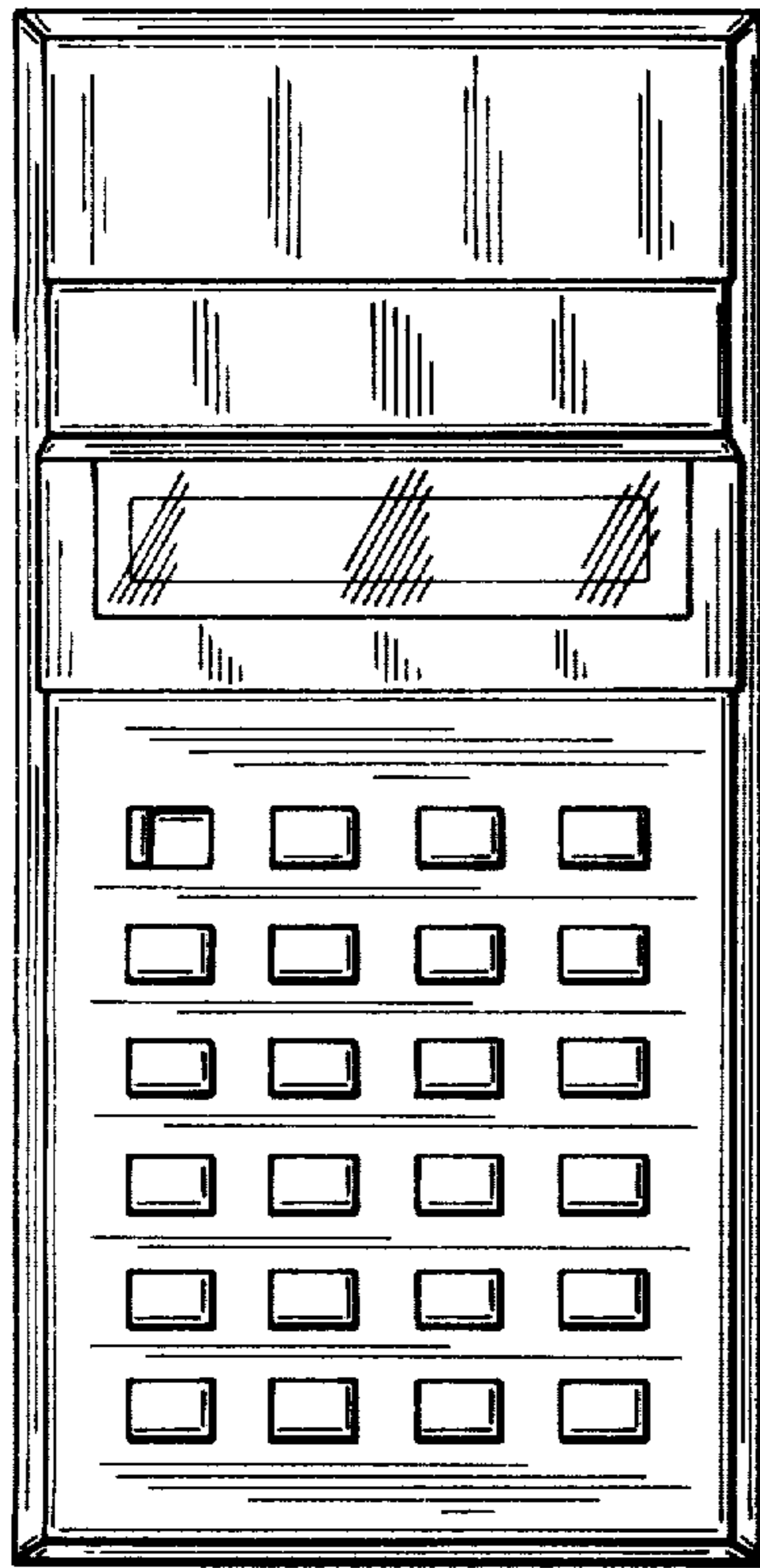
[57] CLAIM

The ornamental design for an electronic calculator, as shown and described.


DESCRIPTION

FIG. 1 is a top plan view of an electronic calculator showing our new design;
FIG. 2 is a front elevational view thereof;
FIG. 3 is a rear elevational view thereof;
FIG. 4 is a right side elevational view thereof, the left side elevational view being a mirror image; and
FIG. 5 is a bottom plan view.







FIG_1




FIG_5



FIG_2



FIG_3



FIG_4