

- [54] RACK
- [76] Inventor: Jack J. Gerber, P.O. Box 1437,  
Paulding, Ohio 64879
- [\*\*] Term: 14 Years
- [21] Appl. No.: 188,465
- [22] Filed: Sep. 18, 1980
- [51] Int. Cl. .... D6—06
- [52] U.S. Cl. .... D6/114; D6/93;  
D6/125; D6/137
- [58] Field of Search ..... D6/93, 114, 125, 137;  
211/13, 75, 60 R, 87, 88, 74; 47/39; 248/311.2,  
310

- [56] **References Cited**
- U.S. PATENT DOCUMENTS**
- D. 58,089 6/1921 Gulick ..... D6/114
- D. 95,400 4/1935 Burstlinger ..... D6/137
- D. 240,182 6/1976 Young ..... D6/137

- D. 251,579 4/1979 Calgaro ..... D6/137
- 2,572,797 10/1951 Zimmer ..... 211/87
- 2,573,376 10/1951 Wirth ..... 211/87

**OTHER PUBLICATIONS**

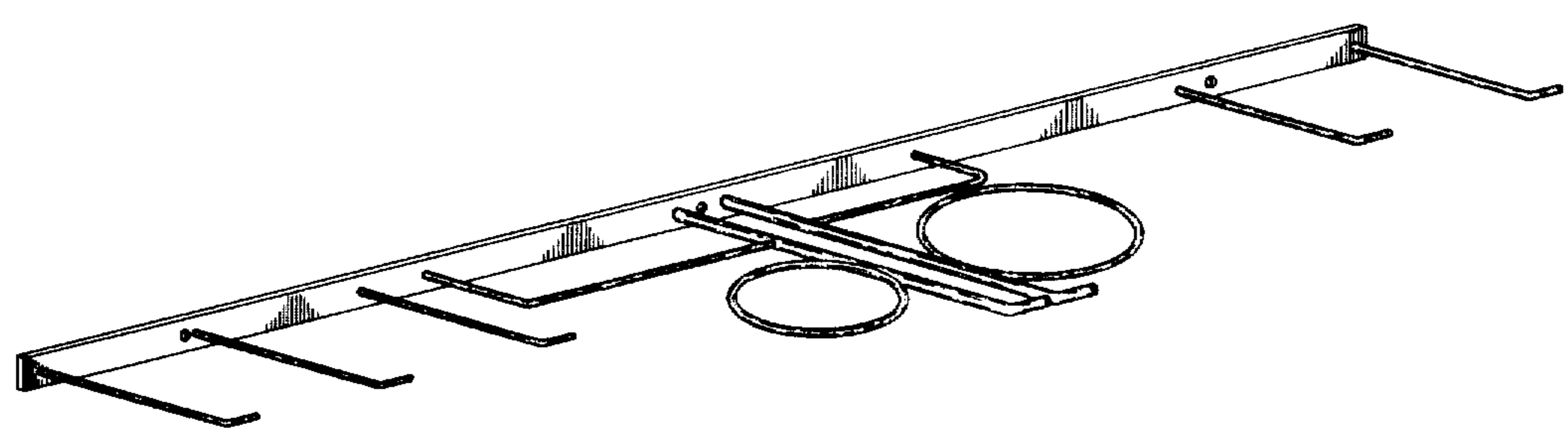
Better Homes & Gardens; 1/49; p. 152; "Dishelf".  
*Primary Examiner*—B. J. Bullock  
*Attorney, Agent, or Firm*—David A. Lundy

[57] **CLAIM**

The ornamental design for a rack, as shown and described.

**DESCRIPTION**

FIG. 1 is an enlarged perspective view of a rack showing my new design, the rear being flat and unornamented;  
 FIG. 2 is a top plan view thereof;  
 FIG. 3 is a front view thereof; and  
 FIG. 4 is a side view thereof; the other side view being a mirror image thereof.



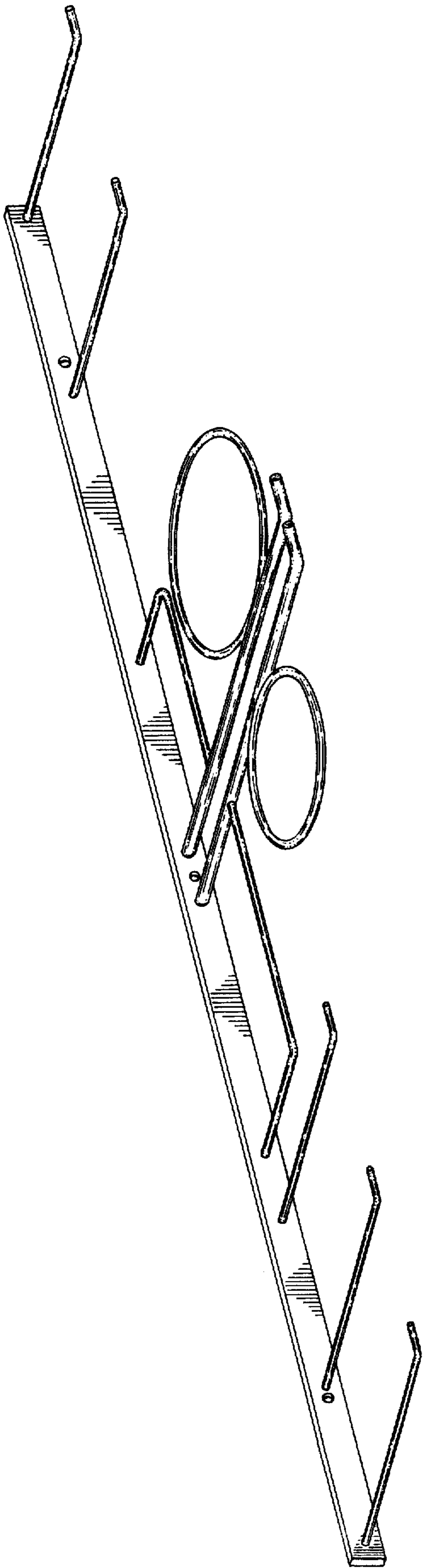


Fig. 1

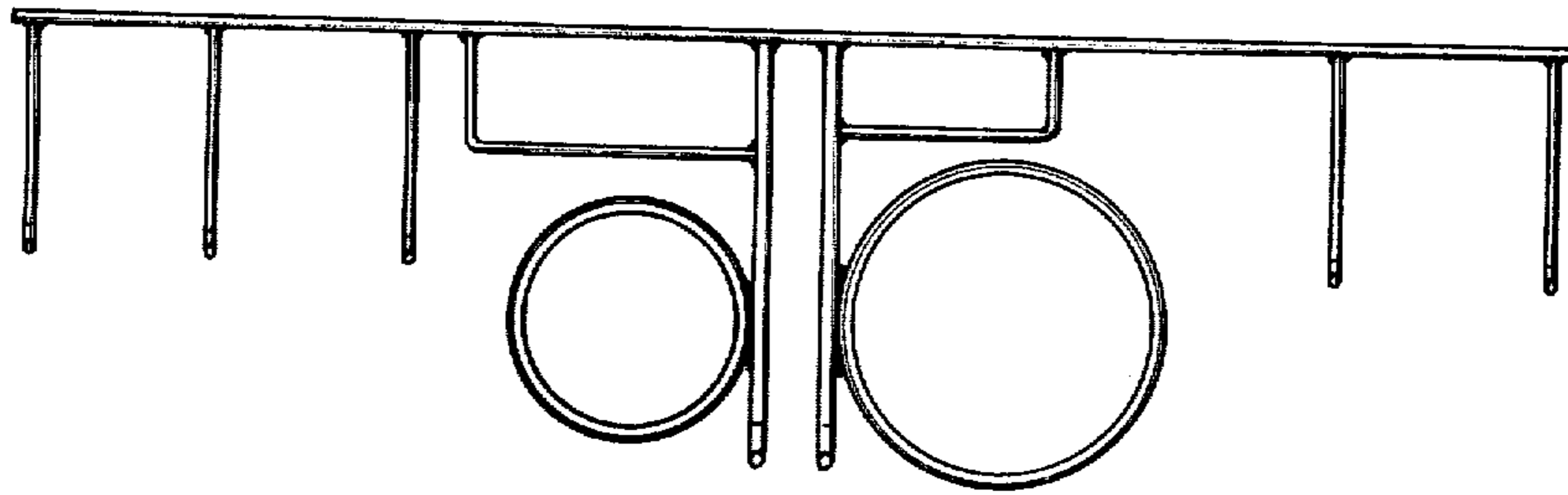


Fig. 2

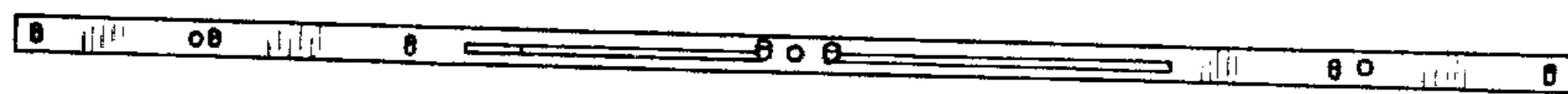


Fig. 3



Fig. 4