

[54] VEHICLE SIGNAL LIGHT

[76] Inventors: David S. Cutlip; Judyth Cutlip, both of 179 Candlewood Path, Dix Hills, N.Y. 11746

[**] Term: 14 Years

[21] Appl. No.: 254,017

[22] Filed: Apr. 13, 1981

[51] Int. Cl. D26-05; D26-06

[52] U.S. Cl. D26/28; D26/24

[58] Field of Search 362/61, 62, 74, 80, 362/83, 227, 235, 240, 296, 297, 300, 311, 362; D26/24, 28, 29, 30, 31, 34, 35, 36

[56] References Cited

U.S. PATENT DOCUMENTS

D. 180,535 6/1957 Stevens D26/24
2,738,413 3/1956 Knapp 362/311 X

3,093,320 6/1963 Knapp 362/227
3,748,458 7/1973 Morrison et al. D26/36 X

FOREIGN PATENT DOCUMENTS

1814345 7/1969 Fed. Rep. of Germany 362/61

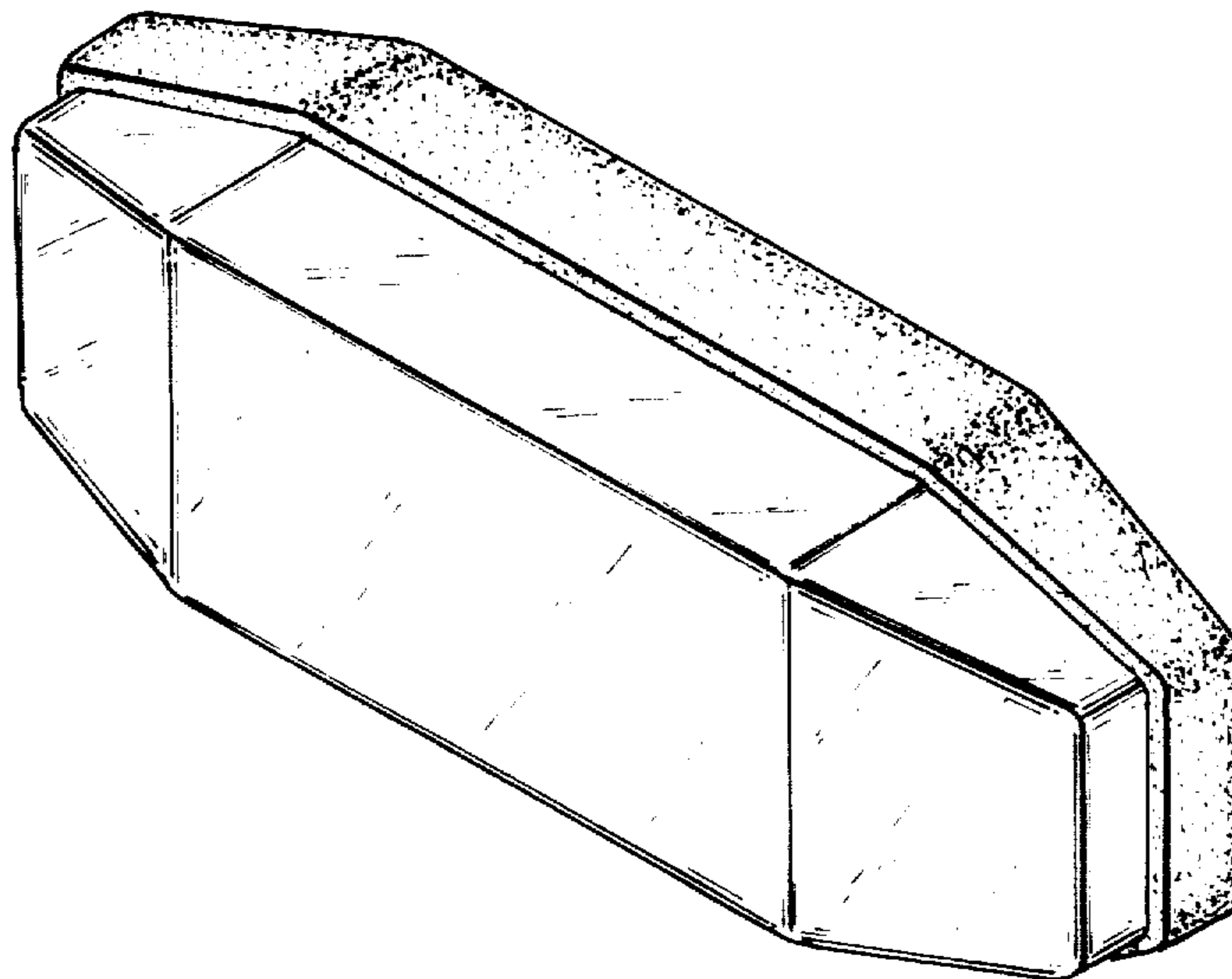
Primary Examiner—Susan J. Lucas
Attorney, Agent, or Firm—Daley, Boettcher & Brandt

[57] CLAIM

The ornamental design for a vehicle signal light, substantially as shown and described.

DESCRIPTION

FIG. 1 is a front perspective view of a vehicle signal light showing our new design;
FIG. 2 is a front elevational thereof;
FIG. 3 is a left side elevational thereof, the right side being substantially a mirror image of the left side;
FIG. 4 is a top plan view thereof, the bottom being substantially a mirror image of the top; and
FIG. 5 is a rear elevational thereof.



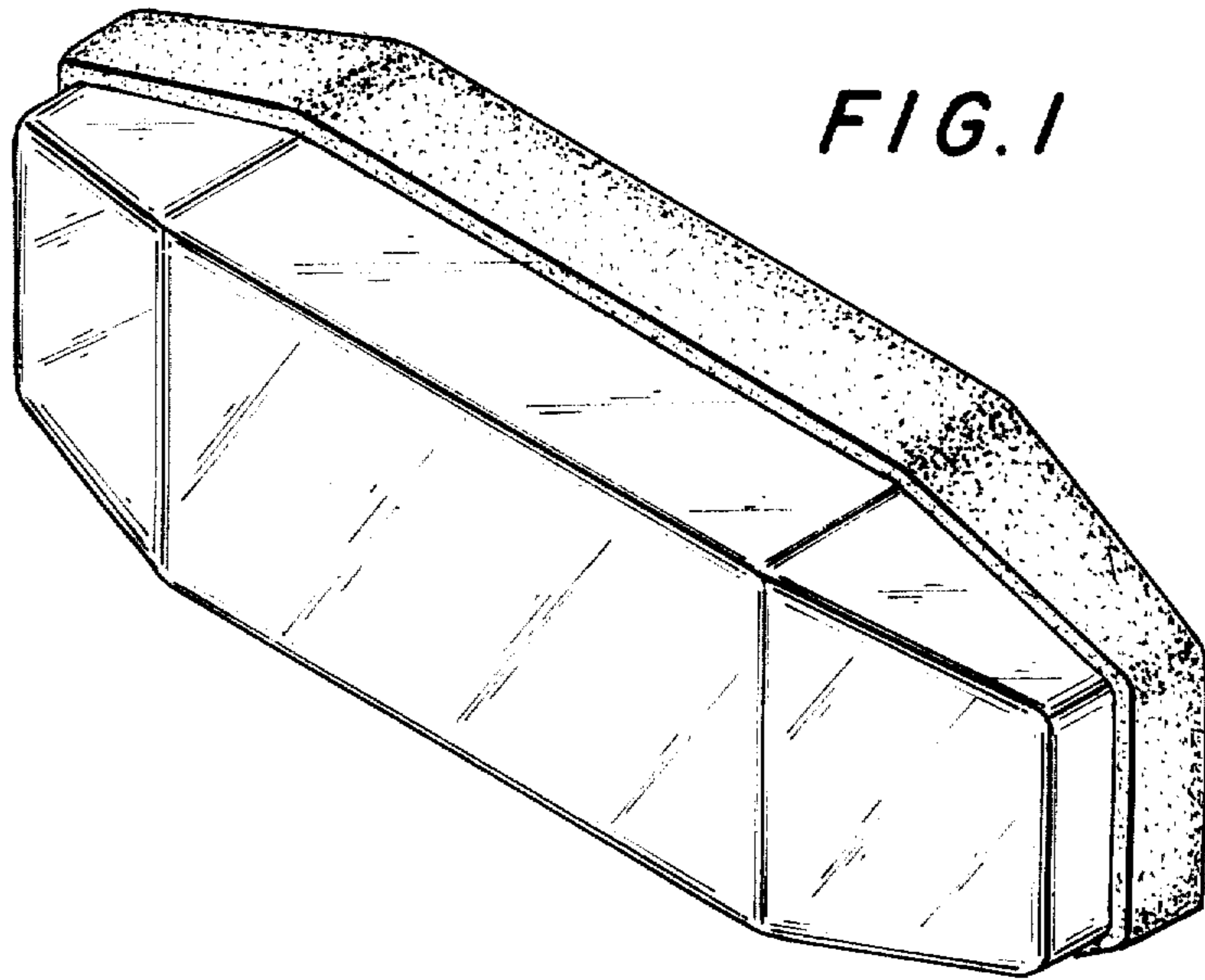


FIG. 1

FIG. 3




FIG. 2




FIG. 4

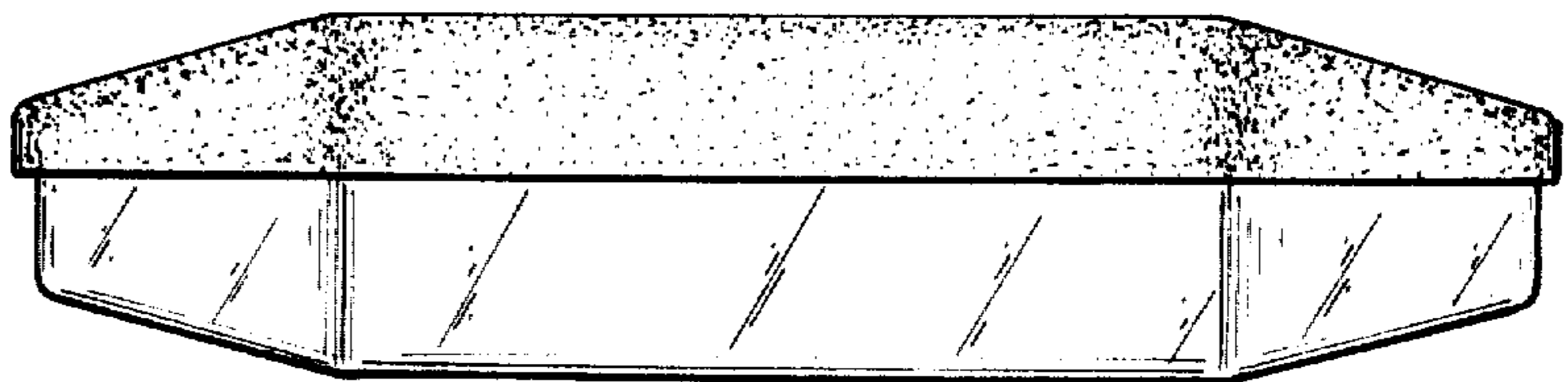


FIG. 5

