

[54] COMBINED RIGHT ANGLED FENCE POST AND CAP

3,910,561 10/1975 Fornells 256/19 X

[76] Inventor: Bernard L. Hegarty, 3746 Oakland Rd., Bethlehem, Pa. 18017

Primary Examiner—A. Hugo Word
Attorney, Agent, or Firm—Ruth Moyerman

[**] Term: 14 Years

[57] CLAIM

[21] Appl. No.: 222,720

The ornamental design for a combined right angled fence post and cap, as shown.

[22] Filed: Jan. 5, 1981

DESCRIPTION

[51] Int. Cl. D25—01

FIG. 1 illustrates a top view of a combined right angled fence post and cap of this invention.

[52] U.S. Cl. D25/78; D25/38

FIG. 2 shows an enlarged fragmentary side view of the fence post of FIG. 4.

[58] Field of Search 256/1, 19, 21, 22, 24, 256/25, 65-70, 59; 52/301, 720, 730, 731, 737, 738; D25/38, 42, 43, 44, 77, 78, 79

FIG. 3 illustrates a bottom view of the post and cap.

FIG. 4 shows an inside right hand view taken from a point on the inside of the property line.

FIG. 5 illustrates an outside view of the post of FIG. 4.

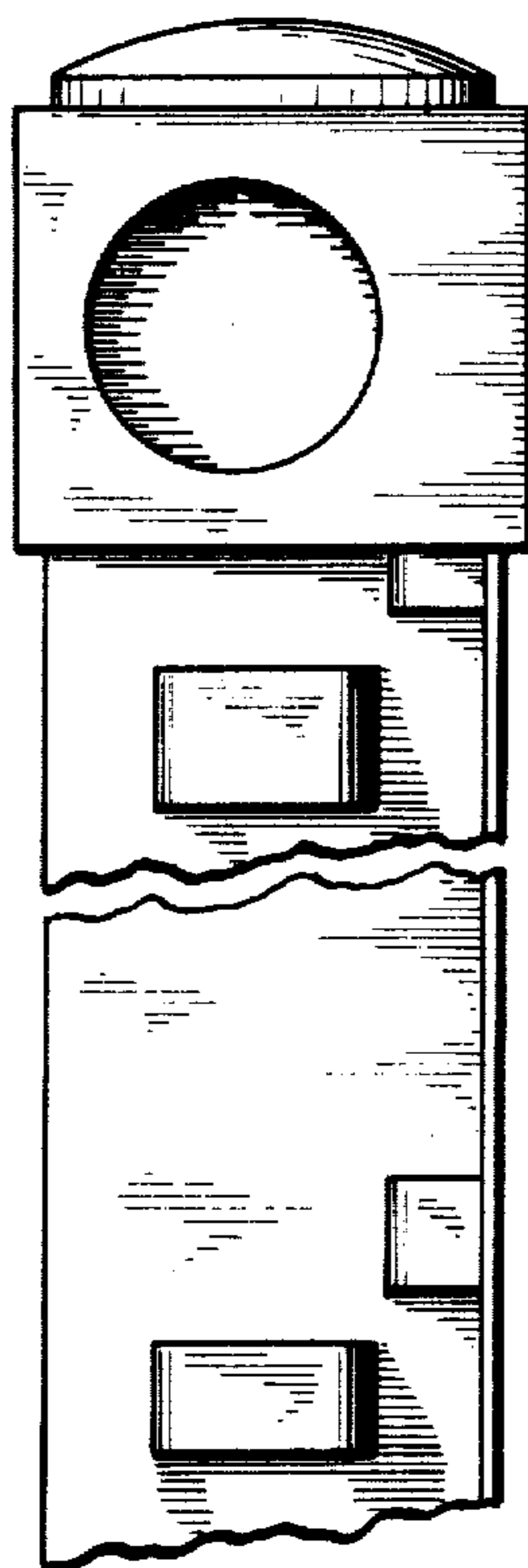
FIG. 6 illustrates an outside view of the post of FIG. 7.

FIG. 7 illustrates an inside left hand view taken from a point on the inside of the property line.

[56] References Cited

U.S. PATENT DOCUMENTS

- 2,800,305 7/1957 Gerstner D25/78 X
- 3,284,971 11/1966 Attwood D25/78 X



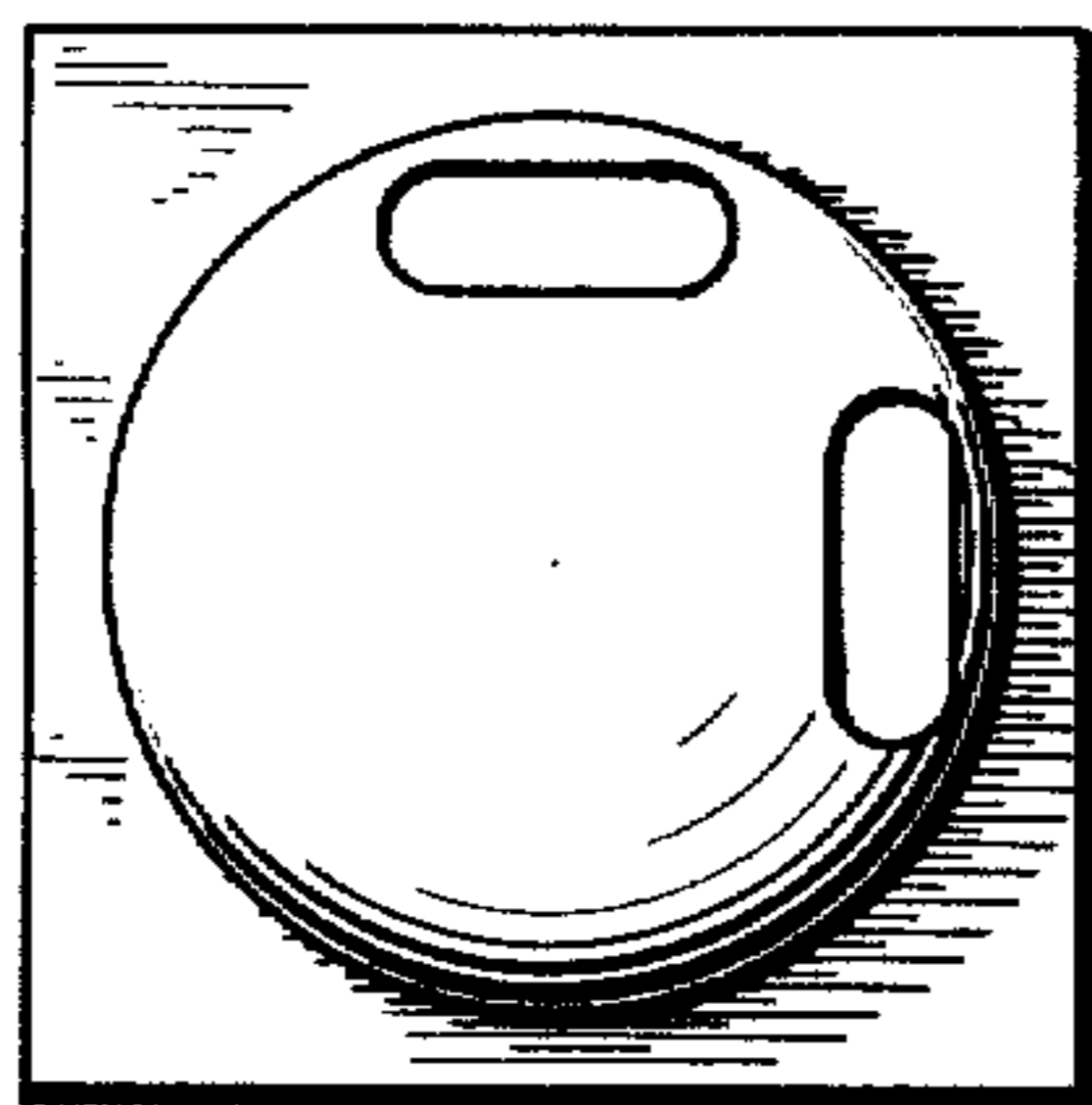


FIG. 1

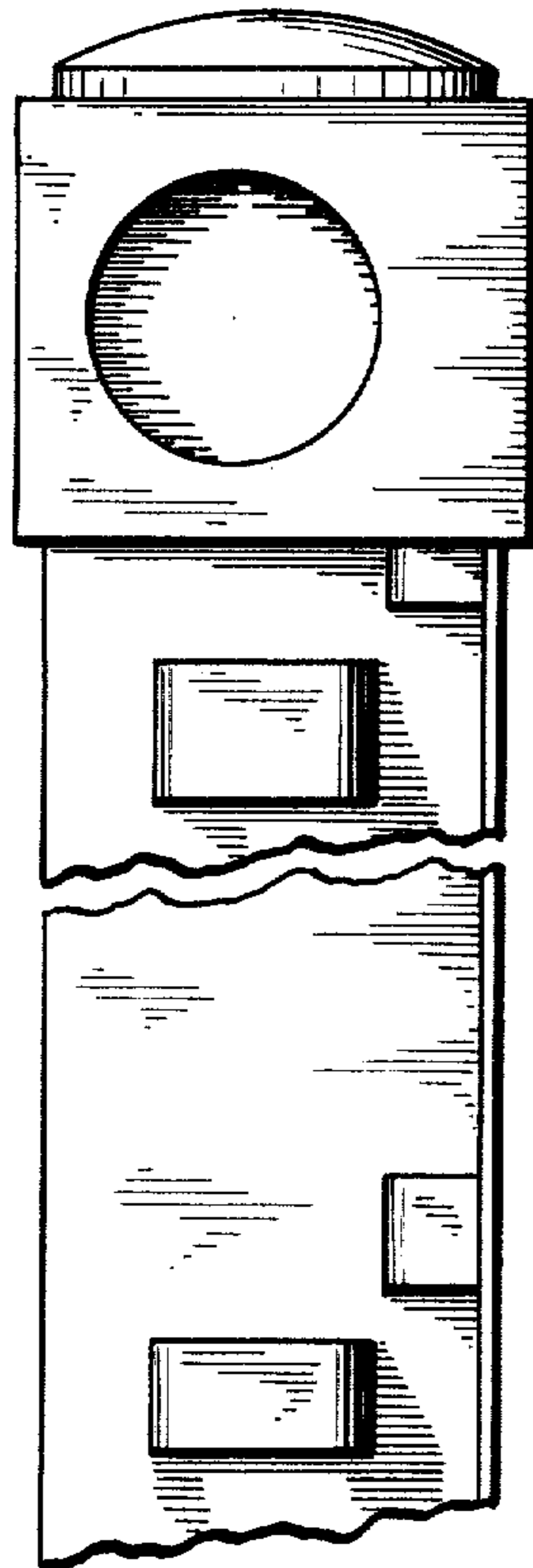


FIG. 2

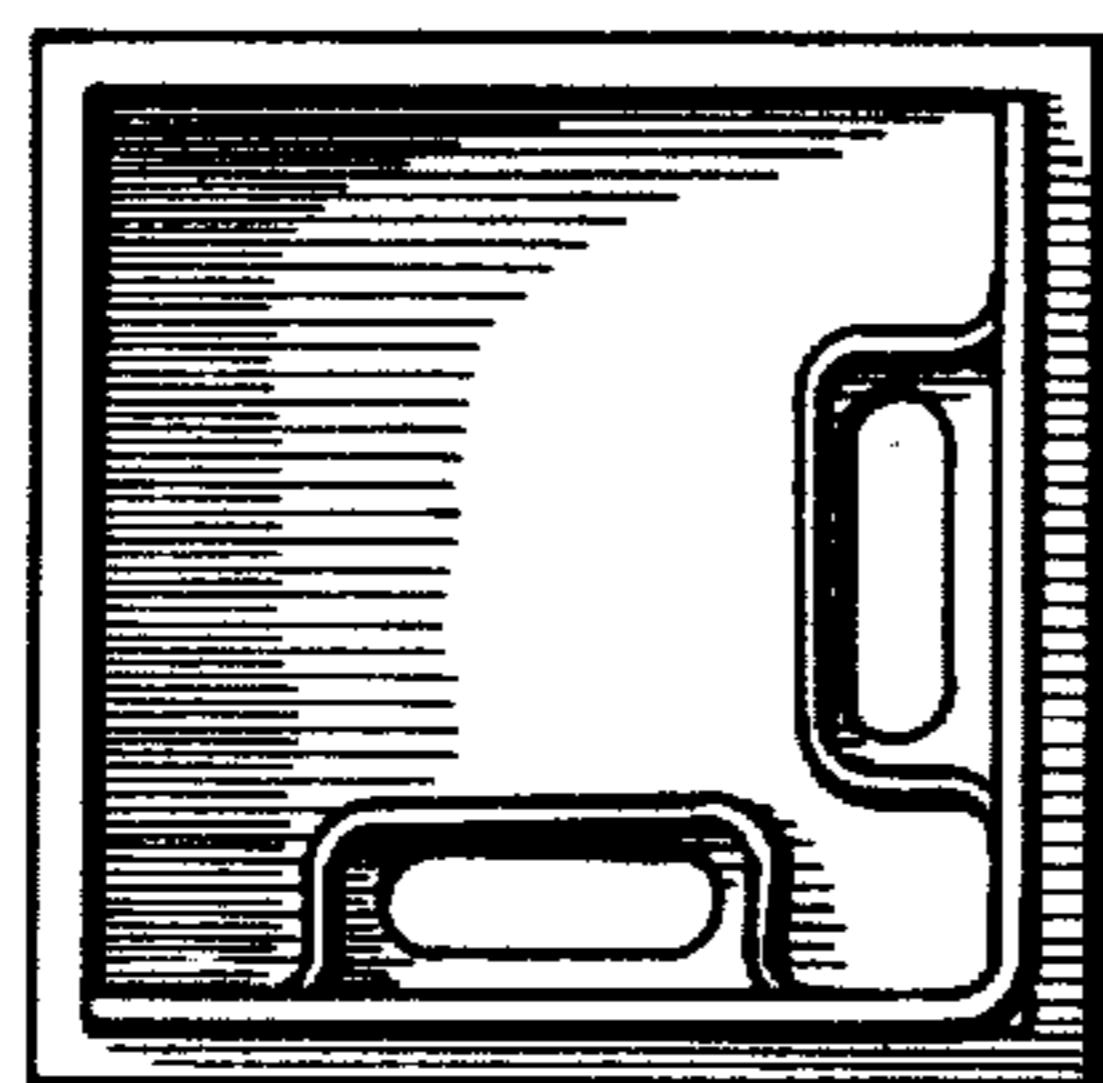


FIG. 3

FIG. 4 FIG. 5 FIG. 6 FIG. 7

