

[54] **IMPLANTABLE DEFIBRILLATOR OR SIMILAR ARTICLE**

[75] Inventors: **Alois A. Langer, Pittsburg; Marlin S. Heilman, Gibsonia, both of Pa.**

[73] Assignee: **Mieczyslaw Mirowski, Owings Mills, Md.**

[**] Term: **14 Years**

[21] Appl. No.: **175,671**

[22] Filed: **Aug. 5, 1980**

[51] Int. Cl. **D24—02**

[52] U.S. Cl. **D24/17; D24/8**

[58] Field of Search **128/419 P, 419 PG, 419 PS, 128/419 D, 798, 784; D24/29, 8, 17, 99, 33**

[56] **References Cited**

U.S. PATENT DOCUMENTS

D. 238,616	1/1976	Thompson	D24/17
D. 241,980	10/1976	Purdy	D24/17
D. 250,719	1/1979	Jacobson et al.	D24/33 X
3,649,367	3/1972	Purdy	128/419 PS
3,822,707	7/1974	Adducci et al.	128/419 PS
3,888,260	6/1975	Fischell	128/419 PS
3,924,640	12/1975	King	128/419 P

3,926,198	12/1975	Kolenik	128/419 PS
3,957,056	5/1976	Comben et al.	128/419 P
3,987,799	10/1976	Purdy	128/419 P
4,010,759	3/1977	Boer	128/419 P
4,014,346	3/1977	Brownlee et al.	128/419 PS
4,041,956	8/1977	Purdy et al.	128/419 PS
4,142,532	3/1979	Ware	128/419 P
4,180,078	12/1979	Anderson	128/419 PG
4,182,345	1/1980	Grose	128/419 P
4,254,775	3/1981	Langer	128/419 D

Primary Examiner—Bernard Ansher
Attorney, Agent, or Firm—Fleit, Jacobson & Cohn

[57] **CLAIM**

The ornamental design for an implantable defibrillator or similar article, substantially as shown and described.

DESCRIPTION

FIG. 1 is a top front perspective view of an implantable defibrillator or similar article, showing our new design; FIG. 2 is a front elevation thereof; FIG. 3 is a left side elevation thereof; FIG. 4 is a right side elevation thereof; FIG. 5 is a top plan view thereof; and FIG. 6 is a bottom plan view thereof. The undisclosed rear portion of the defibrillator is a mirror image of the front illustrated in FIG. 2.

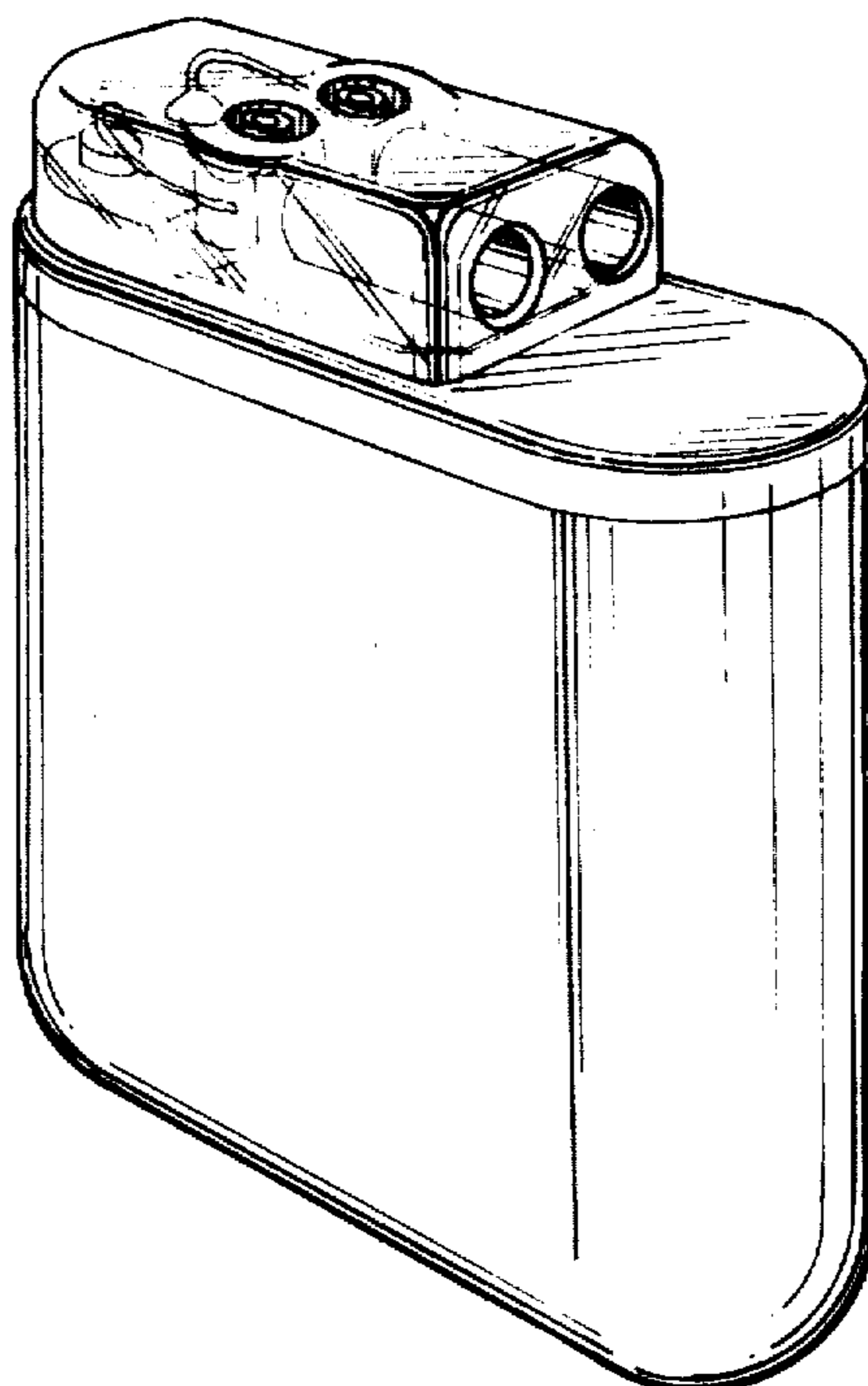


FIG. 1

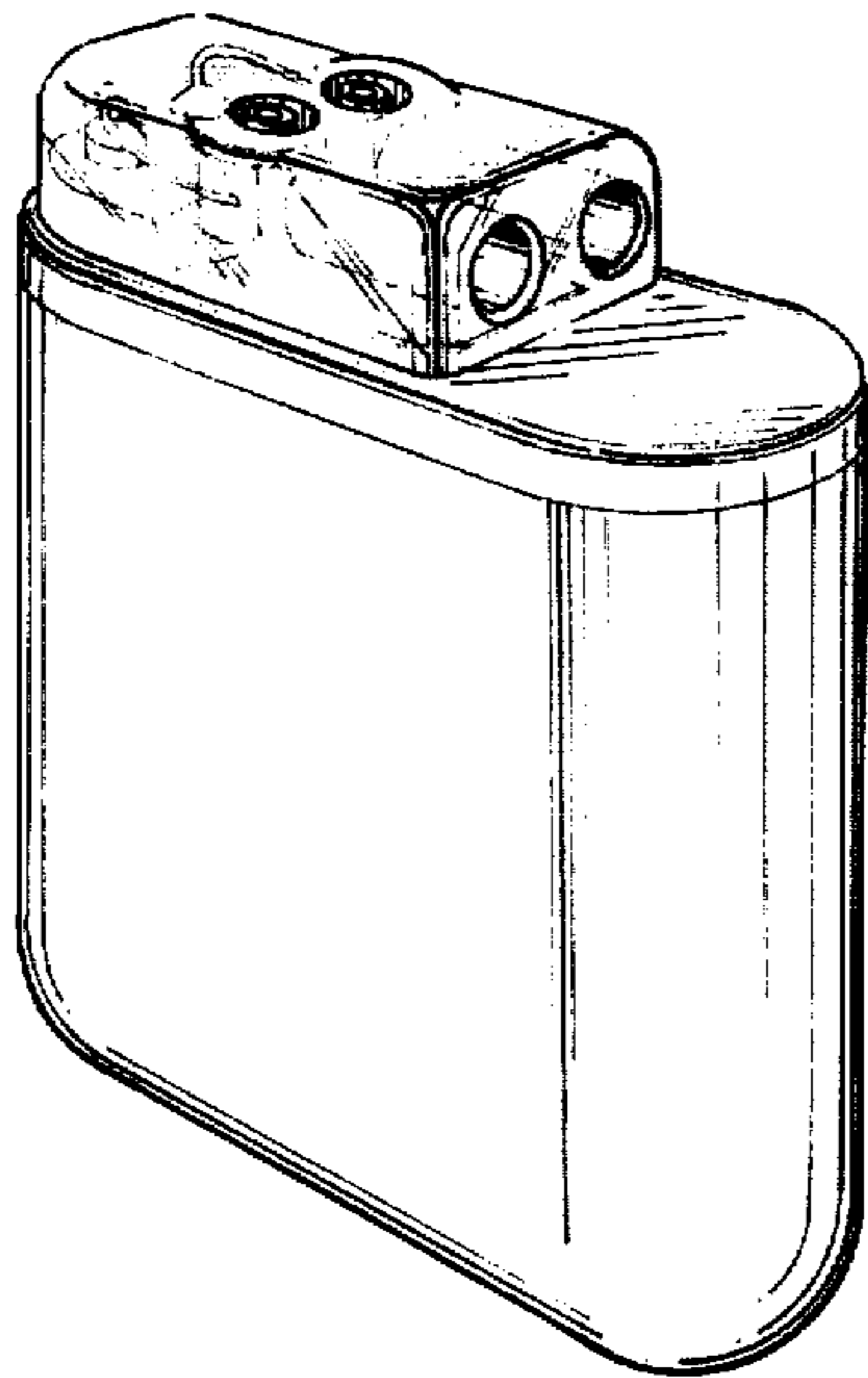


FIG. 2





FIG. 3




FIG. 4

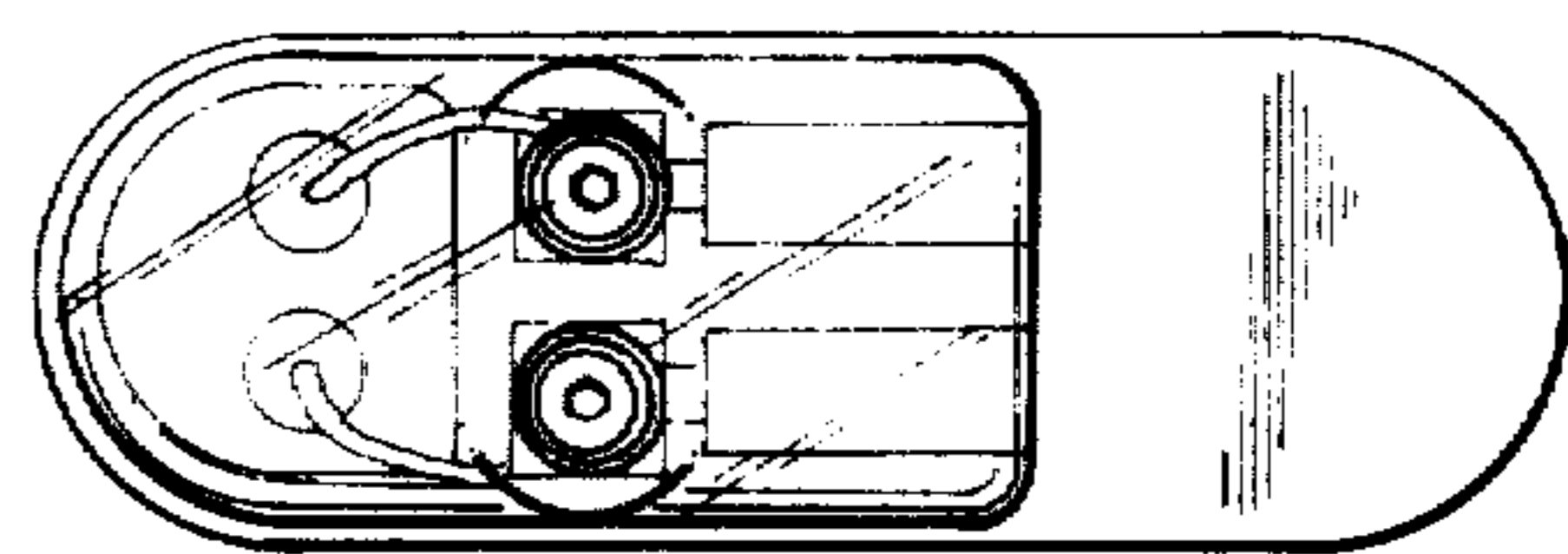


FIG. 5




FIG. 6