

[54] **END STANCHION FOR A PARK BENCH**

[76] Inventor: **Jimmie Bowman**, 900 W. Concord Rd., Apt. A-10, Aston, Pa. 19014

[**] Term: **14 Years**

[21] Appl. No.: **265,256**

[22] Filed: **May 19, 1981**

[51] Int. Cl. **D6-06**

[52] U.S. Cl. **D6/192; D6/196**

[58] Field of Search **D6/47-78, D6/191, 192, 194, 196**

[56] **References Cited**

U.S. PATENT DOCUMENTS

- D. 46,770 12/1914 Haase D6/60
- D. 51,553 12/1917 Haase D6/60
- D. 201,178 5/1965 Clark D6/60
- D. 237,434 11/1975 LeMay, Jr. D6/60

- D. 247,406 3/1978 Stahl et al. D6/193
- D. 266,133 9/1982 Stahl et al. D6/193 X

Primary Examiner—Bruce W. Dunkins
Attorney, Agent, or Firm—Eugene E. Renz, Jr.

[57] **CLAIM**

The ornamental design for an end stanchion for a park bench, as shown and described.

DESCRIPTION

FIG. 1 is a perspective view of my design for an end stanchion for a park bench;
FIG. 2 is a side elevational view thereof;
FIG. 3 is an end elevational view of my design for an end stanchion for a park bench;
FIG. 4 is another end elevation as viewed from the right hand side of FIG. 2 of my design; and
FIG. 5 is a bottom plan view of my design.
The side of the end stanchion not shown is a mirror image of the side shown in FIG. 2.

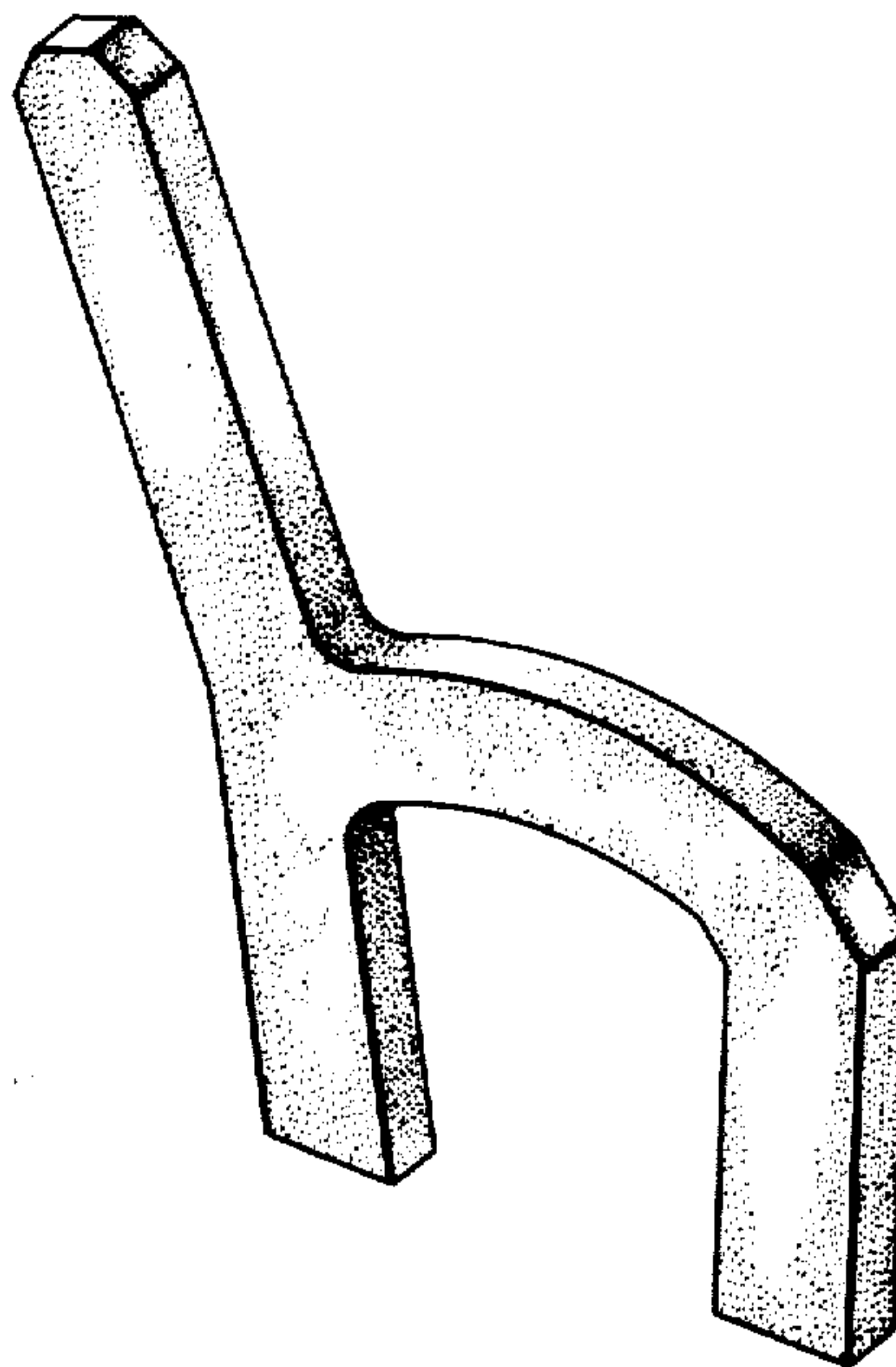


Fig. 1.

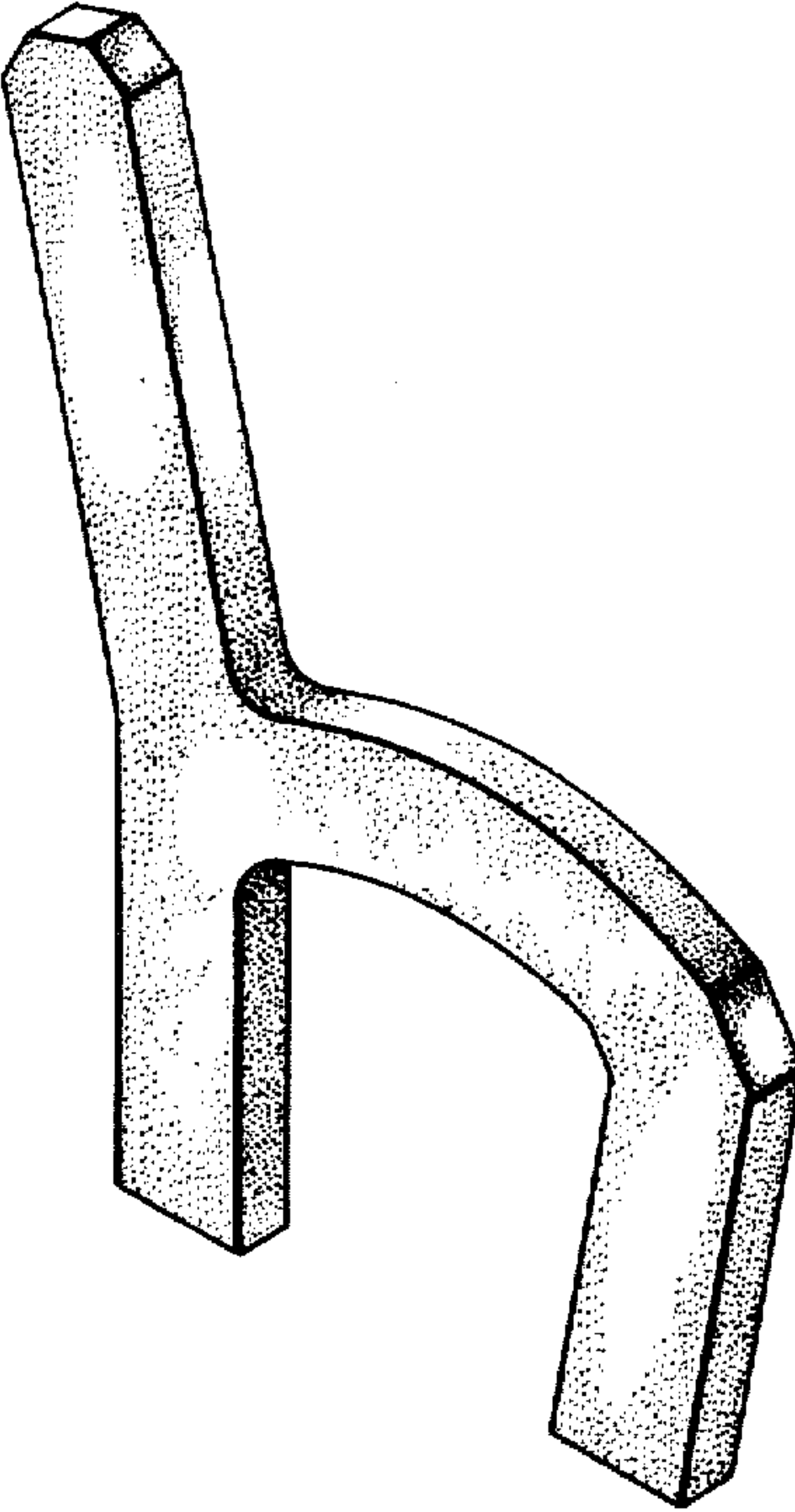


Fig. 3.



Fig. 2.

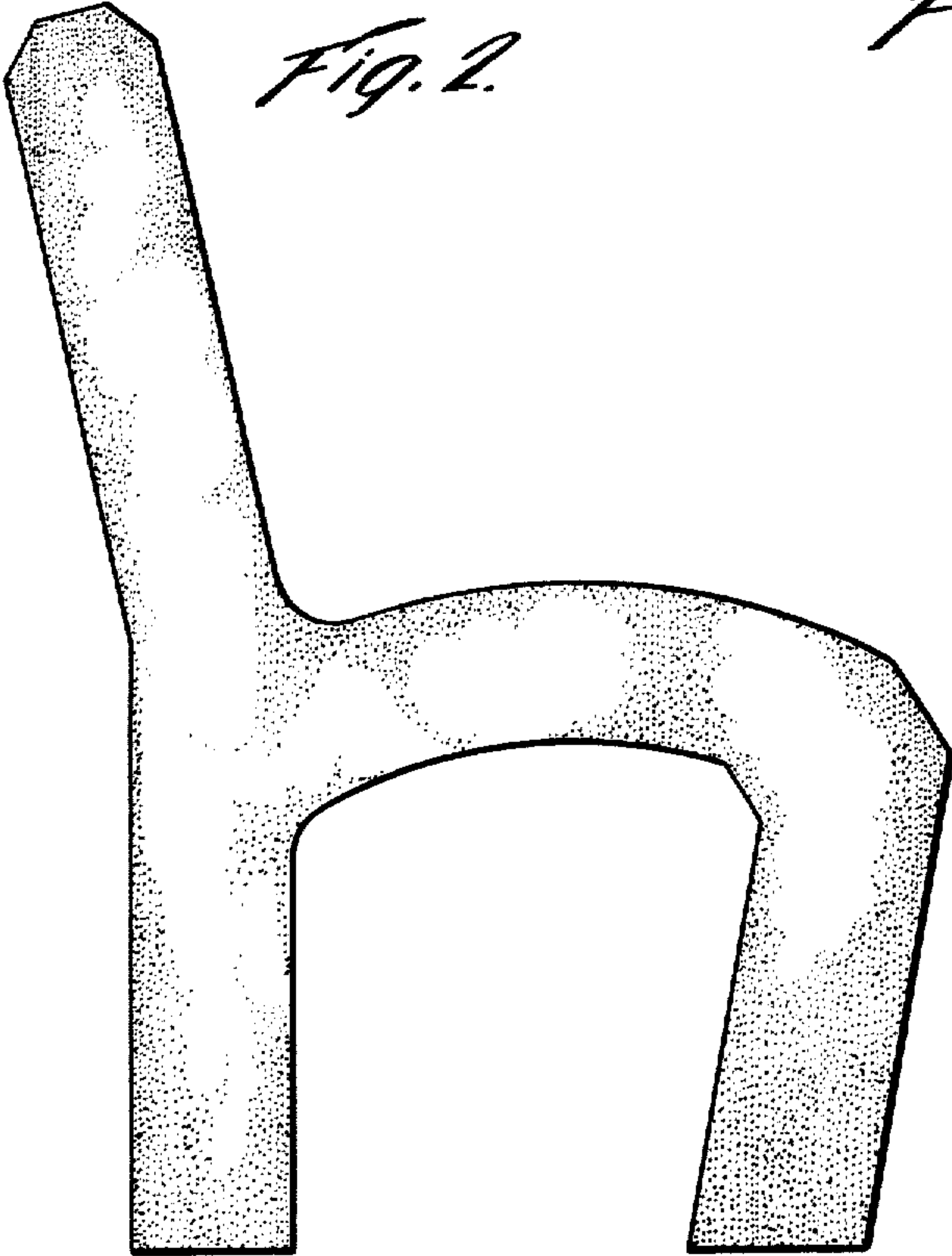


Fig. 4.



Fig. 5.

