

[54] FIBER OPTIC ILLUMINATED DENTAL HANDPIECE

D. 254,570	3/1980	McDonald	.....	D24/12
3,590,232	6/1971	Sadowski	.....	433/29 X
3,614,414	10/1971	Gores	.....	433/29 X
3,614,415	10/1971	Edelman	.....	433/29 X

[75] Inventor: Wayne C. Seeley, York, Pa.

Primary Examiner—Bernard Ansher  
Attorney, Agent, or Firm—C. Hercus Just

[73] Assignee: Dentsply Research & Development Corp., Milford, Del.

[57] CLAIM

[\*\*] Term: 14 Years

The design of a fiber optic illuminated dental handpiece, as shown and described.

[21] Appl. No.: 182,350

DESCRIPTION

[22] Filed: Aug. 29, 1980

FIG. 1 is a side elevation of a fiber optic illuminated dental handpiece, showing my new design.

[51] Int. Cl. .... D24-02

FIG. 2 is a top plan view thereof.

[52] U.S. Cl. .... D24/12

FIG. 3 is a bottom plan view thereof.

[58] Field of Search .... 433/29; D24/12

FIG. 4 is a front end elevation thereof.


FIG. 5 is a rear end elevation thereof.

[56] References Cited

U.S. PATENT DOCUMENTS

The broken lines are shown for illustrative purposes only.

D. 241,550 9/1976 Morin ..... D24/12



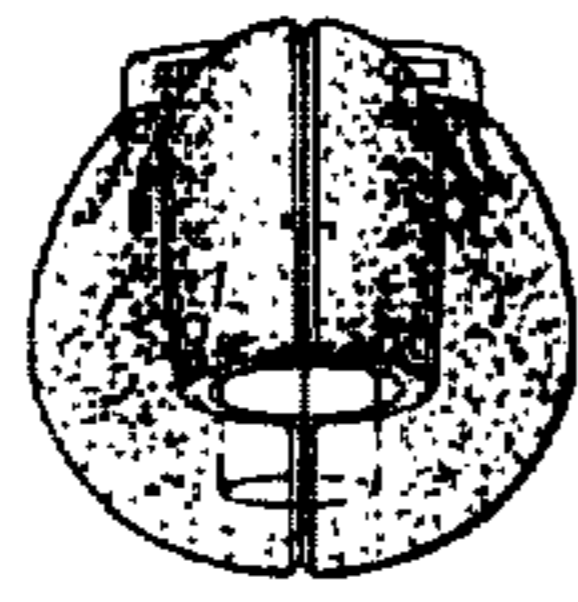


FIG 4

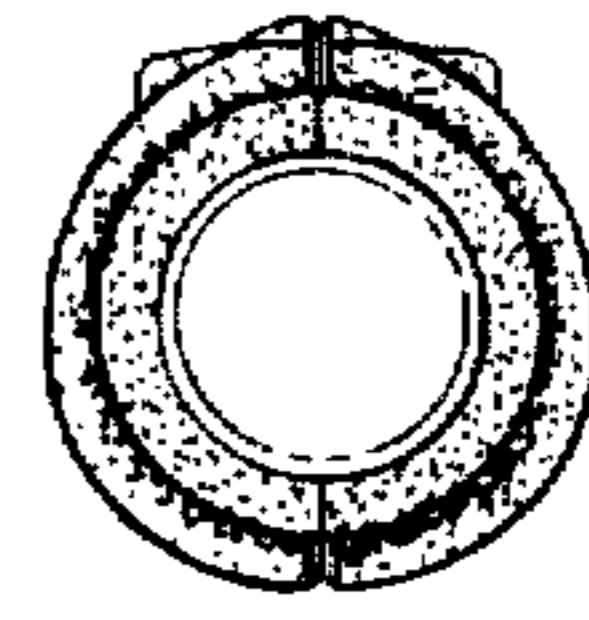


FIG 5




FIG 2

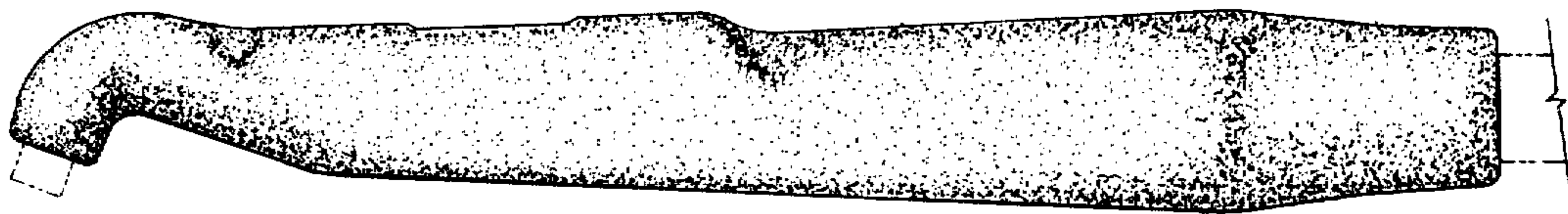


FIG 1




FIG 3