

[54] FUEL LOADER FOR LOADING FUEL SUCH AS WOOD LOGS INTO WOOD BURNING STOVES

[76] Inventor: Eugene V. Stair, Rte. 1, Caddo, Okla. 74729

[**] Term: 14 Years

[21] Appl. No.: 268,136

[22] Filed: May 29, 1981

[51] Int. Cl. D23-03
 [52] U.S. Cl. D23/125; D23/131
 [58] Field of Search 126/68, 73, 74, 107, 126/124, 242; 110/101 R, 101 A, 101 C, 293; 414/180, 182, 199, 160; D23/125, 127, 131

[56] **References Cited**
 U.S. PATENT DOCUMENTS

3,426	5/1869	Durant	126/68
56,979	8/1866	Moody et al.	
62,935	3/1867	Byrd	
254,375	2/1882	Reeves	
418,159	12/1889	Broomell	110/116
639,729	12/1899	Holtsclaw	126/242
641,064	1/1900	Anderson	126/242

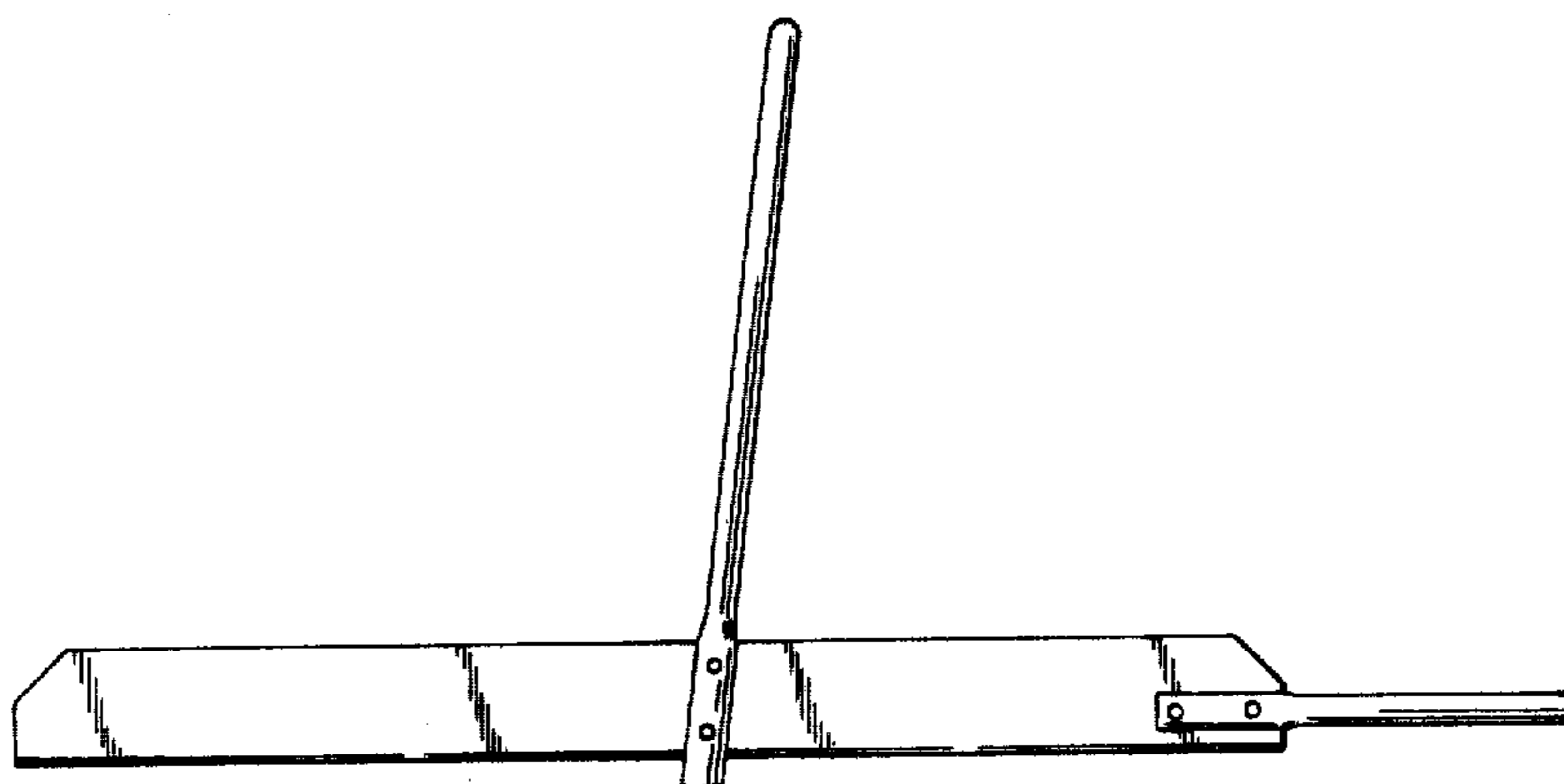
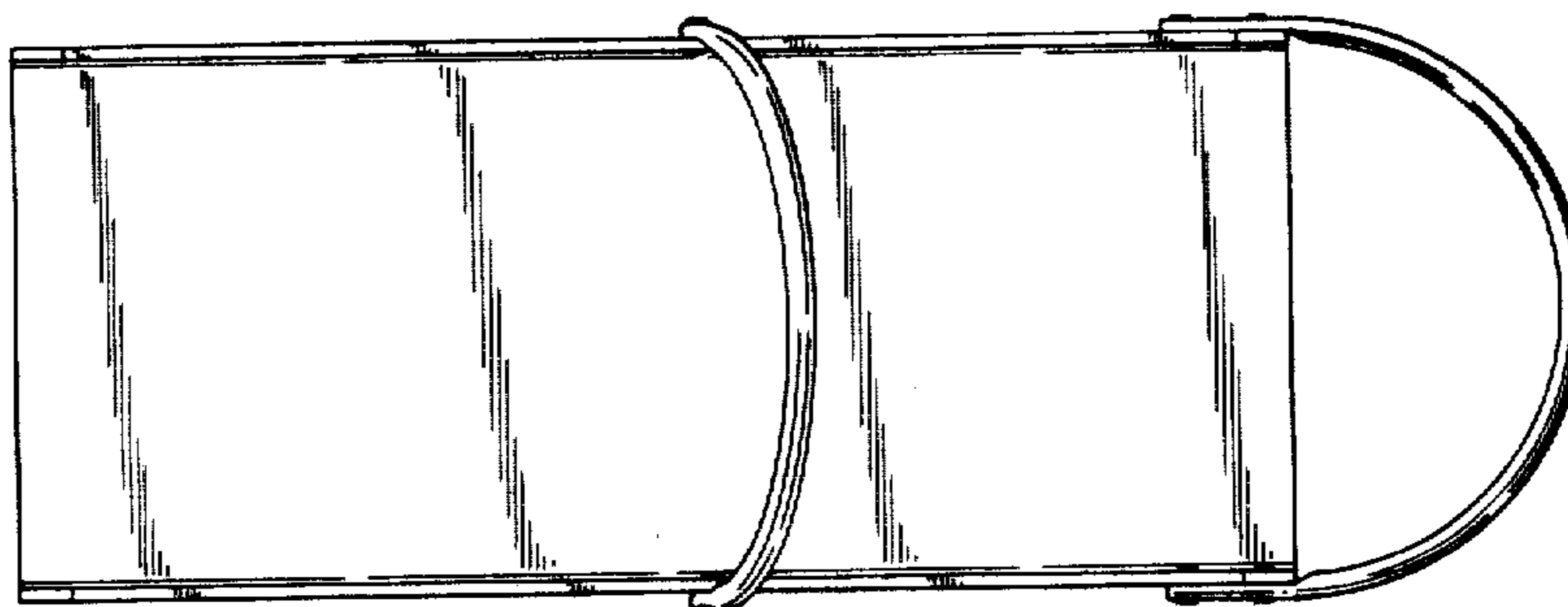
879,622	2/1908	Galvin	126/242
904,756	11/1908	Clement	126/242
946,469	1/1910	Sharp	126/242
1,196,407	8/1916	Twaddle	414/182
1,435,070	11/1922	Kent	
1,535,637	4/1925	Venetz	126/242
1,705,548	3/1929	Sydow	110/116
2,162,579	6/1939	Hogan	126/242
4,154,211	5/1979	Choate	

Primary Examiner—Catherine E. Kemper
 Attorney, Agent, or Firm—Dunlap & Coddling

[57] **CLAIM**
 The ornamental design for a fuel loader for loading fuel such as wood logs into wood burning stoves, as shown.

DESCRIPTION

FIG. 1 is a top plan view of a fuel loader for loading fuel such as wood logs into wood burning stoves, showing my new design.
 FIG. 2 is a side elevational view thereof.
 FIG. 3 is a side elevational view similar to FIG. 2, but showing the opposite side thereof.
 FIG. 4 is an end elevational view thereof.
 FIG. 5 is an end elevational view similar to FIG. 4, but showing the opposite end thereof.
 FIG. 6 is a bottom plan view thereof.



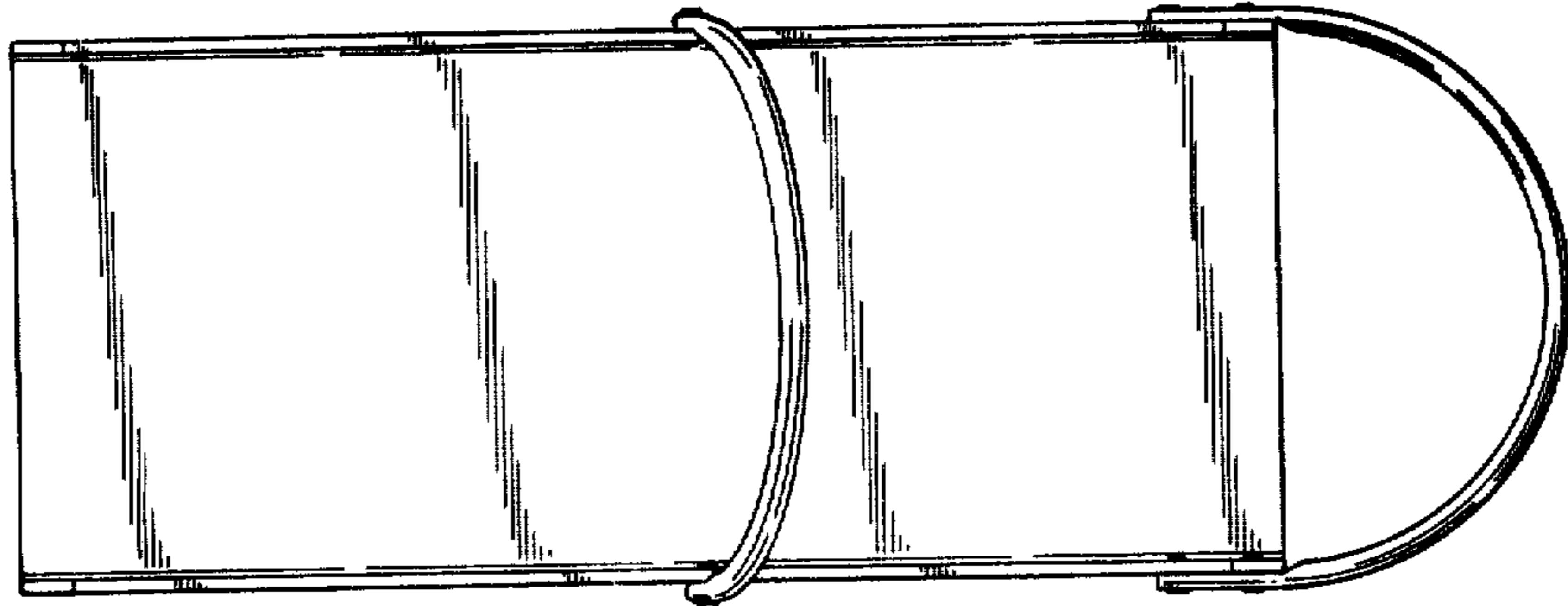


FIG. 1

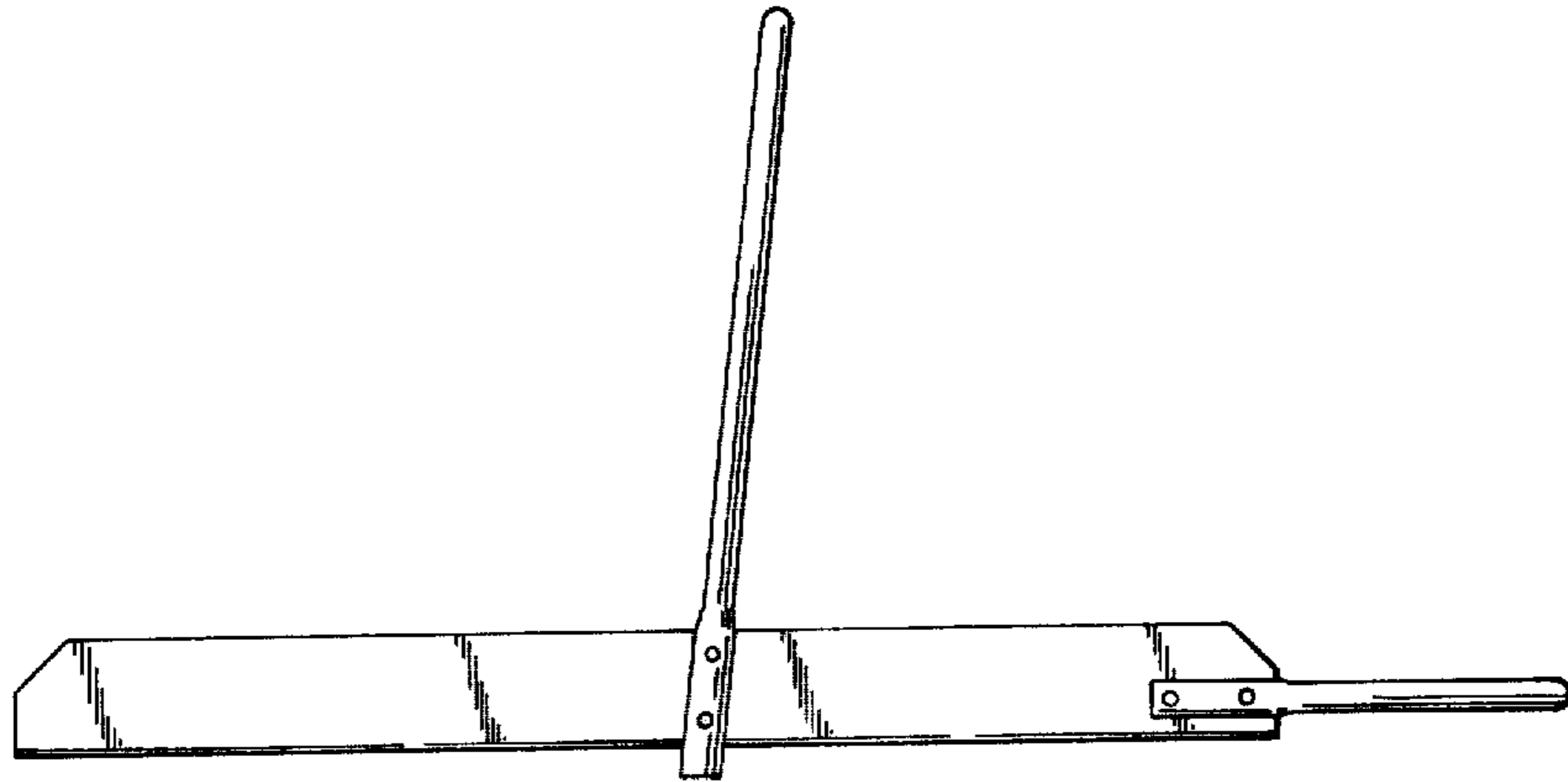


FIG. 2

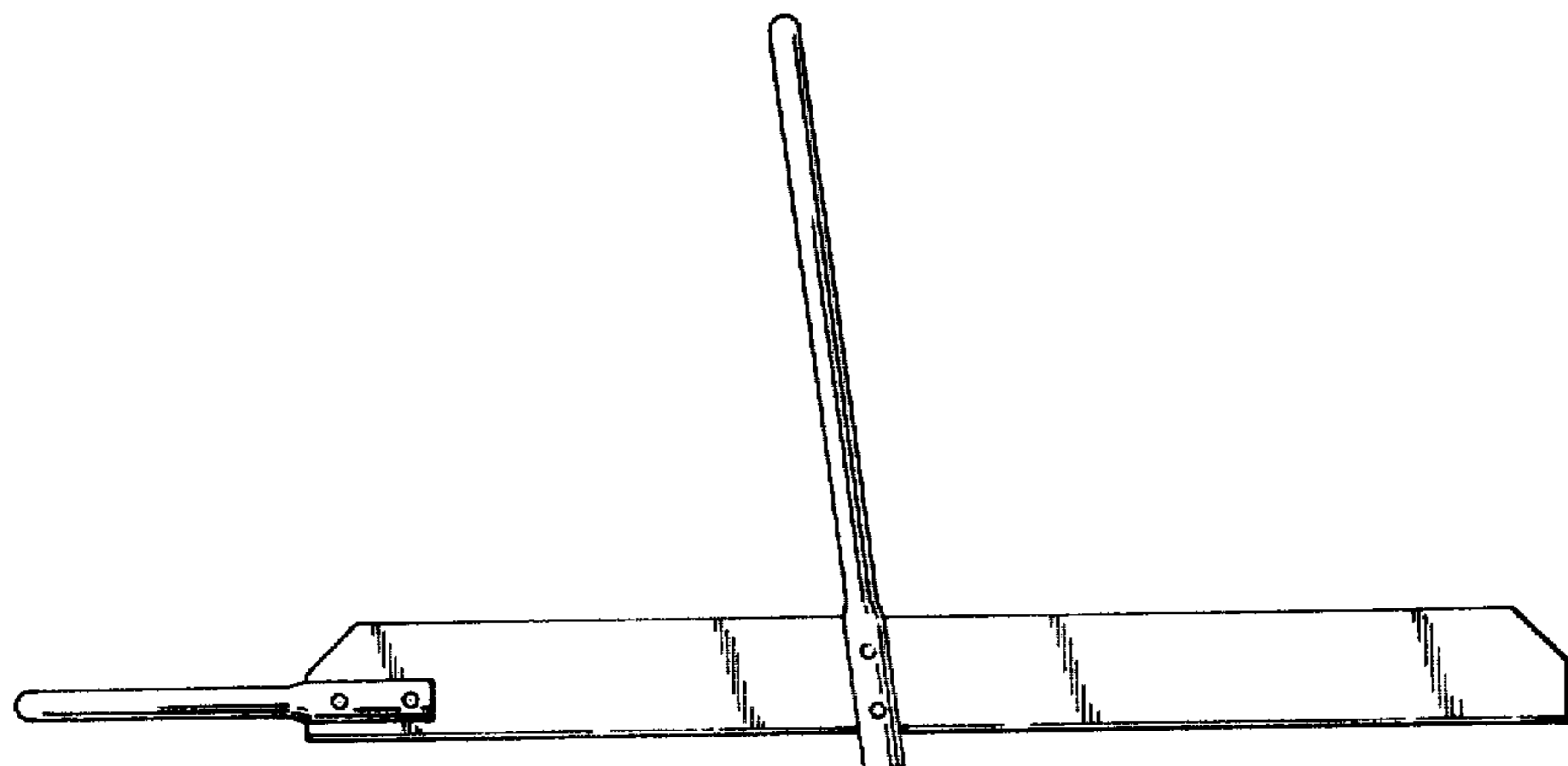


FIG. 3




FIG. 4




FIG. 5




FIG. 6