

[54] WINDOW ADAPTER FOR STOVE FLUE PIPE

[76] Inventors: Richard Resnicoff, 6 Hickory La., Cherry Hill, N.J. 08003; James A. Miller, RD. 7-Box 7769, Stroudsburg, Pa. 18360

[**] Term: 14 Years

[21] Appl. No.: 130,061

[22] Filed: Mar. 13, 1980

[51] Int. Cl. D25-02

[52] U.S. Cl. D25/52; D23/152; D23/163; D25/87

[58] Field of Search 98/88 S, 94 AC, 99.6, 98/99.7, 99.8, 97, DIG. 7; 49/168, 371; 34/235; D25/48, 49, 80, 87, 52; D23/163, 153, 154, 128, 152; 52/204, 206, 207; 126/319, 312, 313, 315; 160/84 R

[56] References Cited

U.S. PATENT DOCUMENTS

1,510,996 10/1924 McCullough 126/319

1,702,117 2/1929 Hoffman 98/99.6
2,207,198 7/1940 Herman 98/99.6
4,042,357 8/1977 Gysi 98/88 S X
4,152,844 5/1979 Materniak et al. 34/235

FOREIGN PATENT DOCUMENTS

929092 6/1963 United Kingdom 98/99.7

Primary Examiner—A. Hugo Word
Attorney, Agent, or Firm—Kirschstein, Kirschstein, Ottinger & Cobrin

[57] CLAIM

The ornamental design for a window adapter for stove flue pipe, substantially as shown.

DESCRIPTION

FIG. 1 is a front perspective view of the window adapter showing my/our new design;
FIG. 2 is a right side elevation view of the window adapter;
FIG. 3 is an elevation view of the rear side of the window adapter showing the central circular through opening for the stove flue pipe; and
FIG. 4 is a bottom plan view of the window adapter.

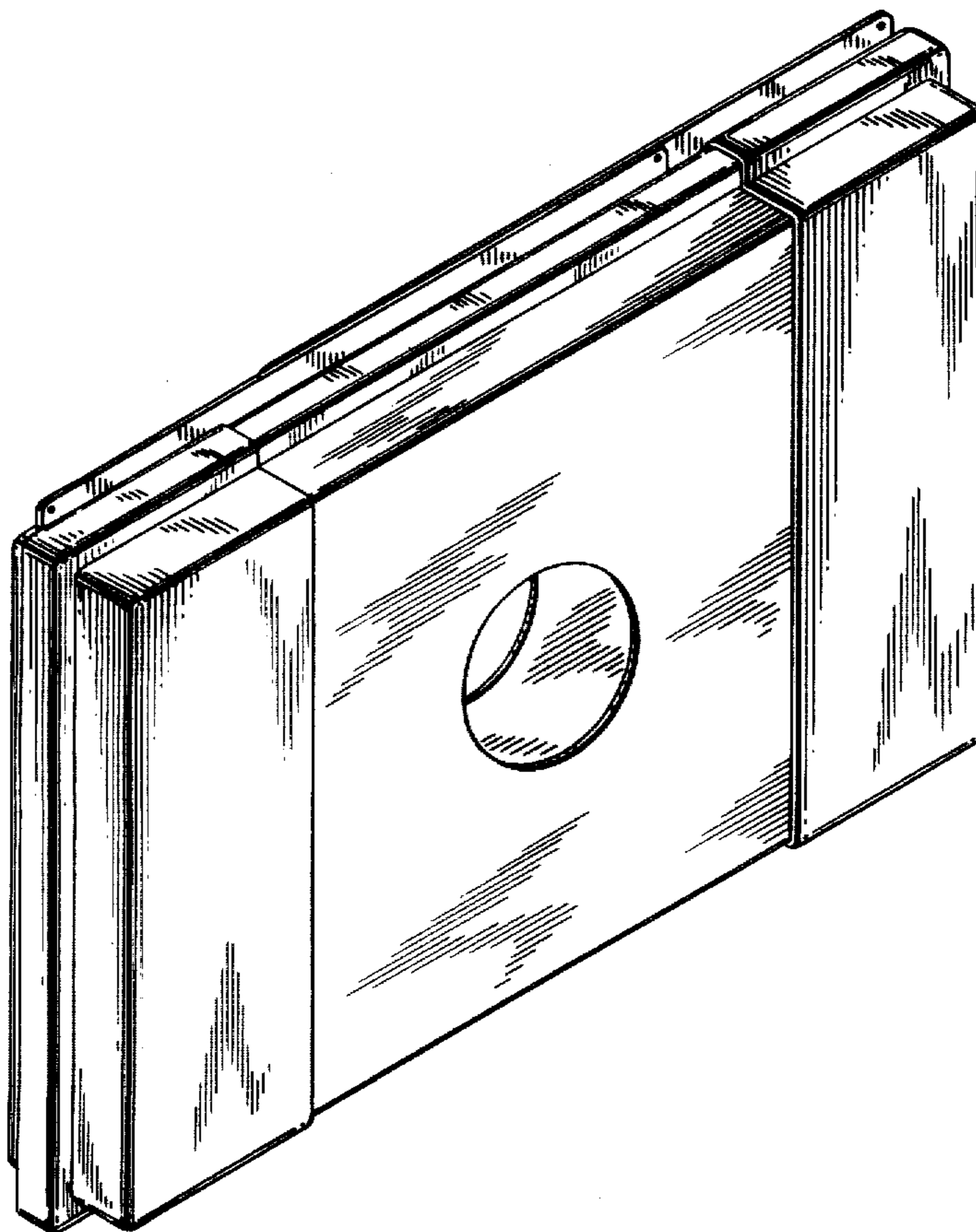


FIG. 2

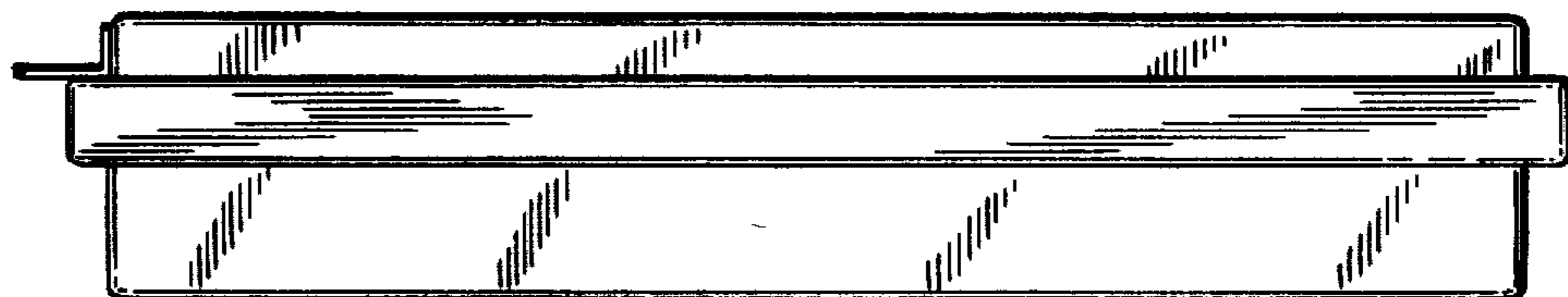



FIG. 1



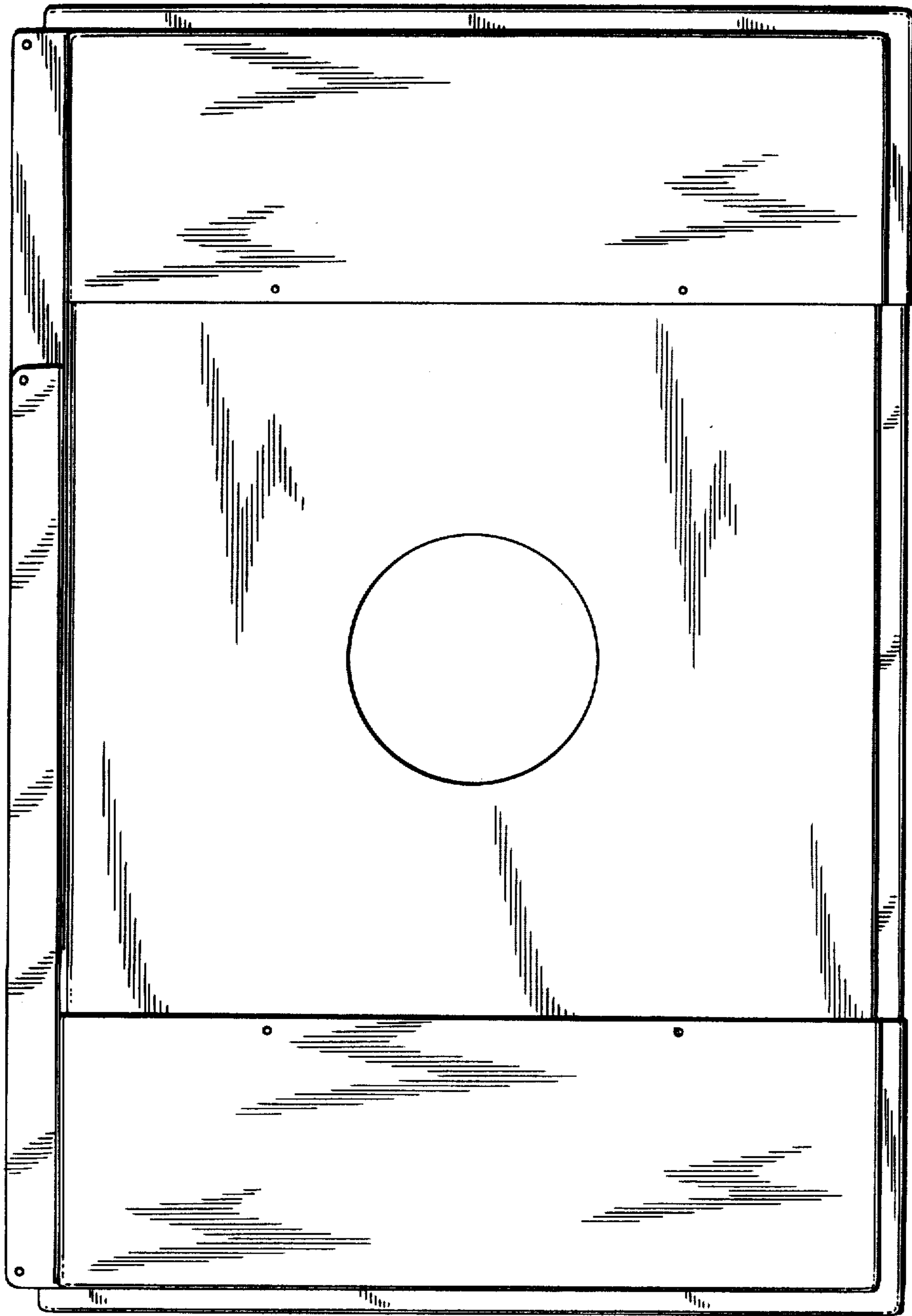


FIG. 3

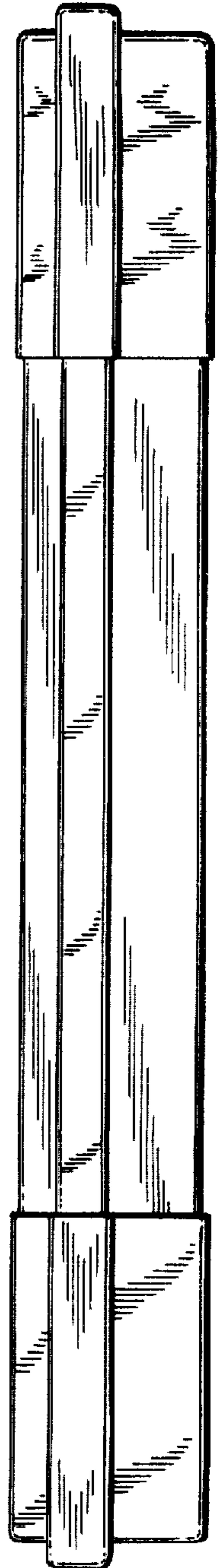


FIG. 4