

[54] DENTAL BUR

DESCRIPTION

[76] Inventor: Milton G. Deemer, 3982 Hackberry Pl., Castro Valley, Calif. 94546

[**] Term: 14 Years

[21] Appl. No.: 179,033

[22] Filed: Aug. 18, 1980

[51] Int. Cl. D24-02

[52] U.S. Cl. D24/16; D24/12; D15/132

[58] Field of Search 433/165; D24/10, 12, D24/16; D8/98, 68; D15/127, 132

[56] References Cited

U.S. PATENT DOCUMENTS


3,913,196	10/1975	Maday	D15/132	UX
3,971,135	7/1976	Leu	433/165	
4,270,903	6/1981	Nash	433/165	
4,284,406	8/1981	Hughes	433/165	

Primary Examiner—Bernard Ansher
Attorney, Agent, or Firm—Linval B. Castle

[57] CLAIM

The ornamental design for a dental bur, as shown and described.

FIG. 1 is a side elevation of a dental bur showing my new design;
 FIG. 2 is an end elevation thereof;
 FIG. 3 is an elevation taken from the opposite end of FIG. 2;
 FIG. 4 is a side elevation of a second modified embodiment of the dental bur illustrated in FIG. 1;
 FIG. 5 is an end elevation thereof;
 FIG. 6 is an elevation taken from the opposite end of FIG. 5;
 FIG. 7 is a side elevation of a third modified embodiment of the dental bur illustrated in FIG. 1;
 FIG. 8 is an end elevation thereof;
 FIG. 9 is an elevation as seen from the opposite end of FIG. 8;
 FIG. 10 is a side elevation of a fourth modified embodiment of the dental bur illustrated in FIG. 1;
 FIG. 11 is an end elevation thereof;
 FIG. 12 is an elevation as seen from the opposite end of FIG. 11;
 FIG. 13 is a side elevation of a fifth modified embodiment of the dental bur illustrated in FIG. 1;
 FIG. 14 is an end elevation thereof;
 FIG. 15 is an elevation as seen from the opposite end of FIG. 14;
 FIG. 16 is a side elevation of a sixth modified embodiment of a dental bur illustrated in FIG. 1;
 FIG. 17 is an end elevation thereof; and
 FIG. 18 is an elevation of the opposite end illustrated in FIG. 17.






FIG. 1.

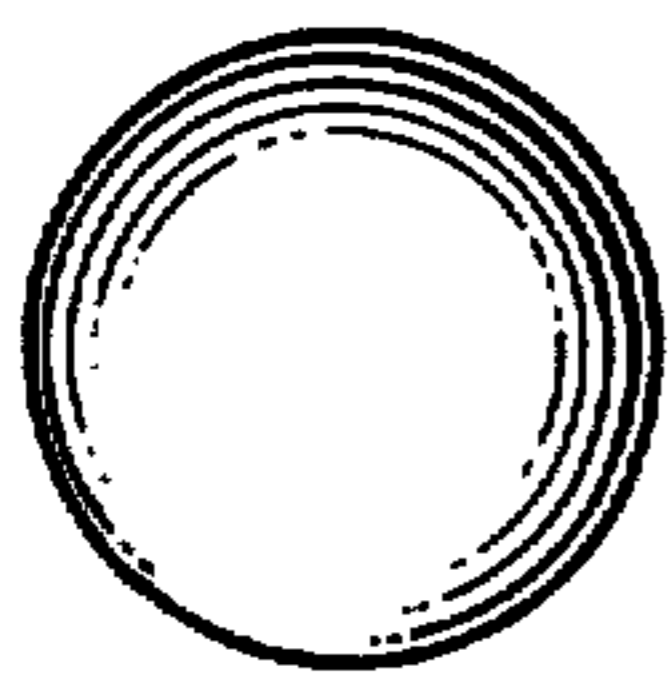


FIG. 3.

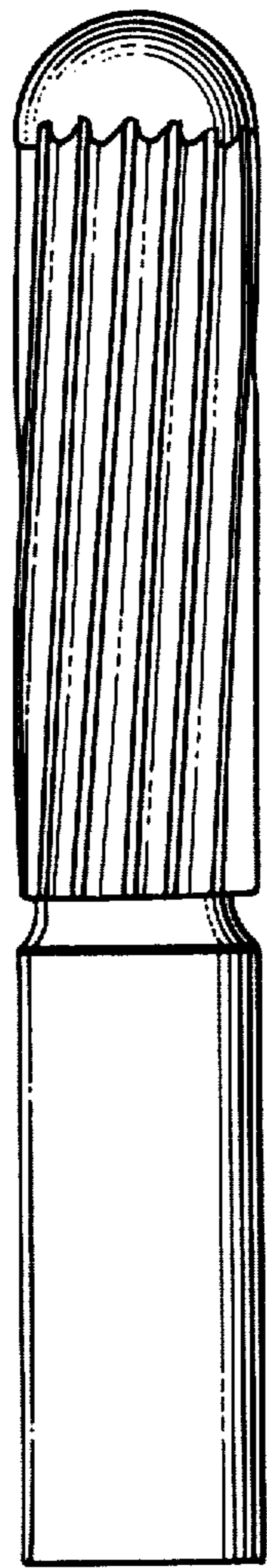


FIG. 4.




FIG. 6.




FIG. 7.



FIG. 9.

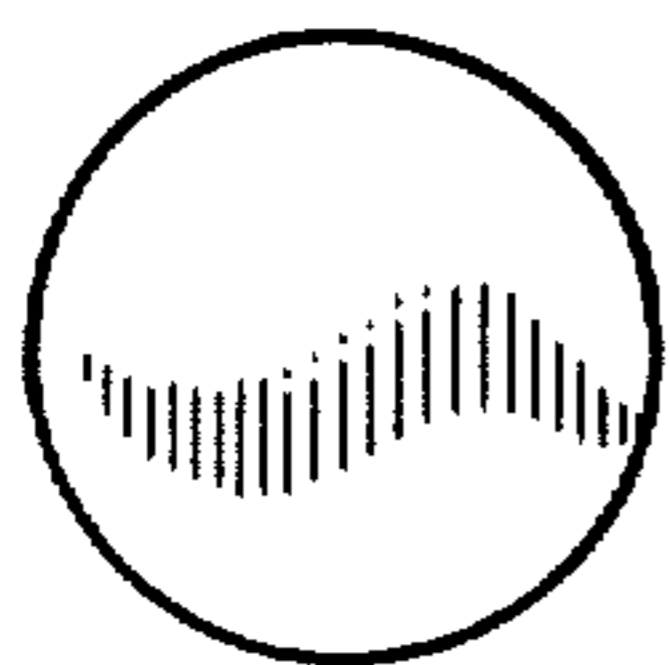


FIG. 2.

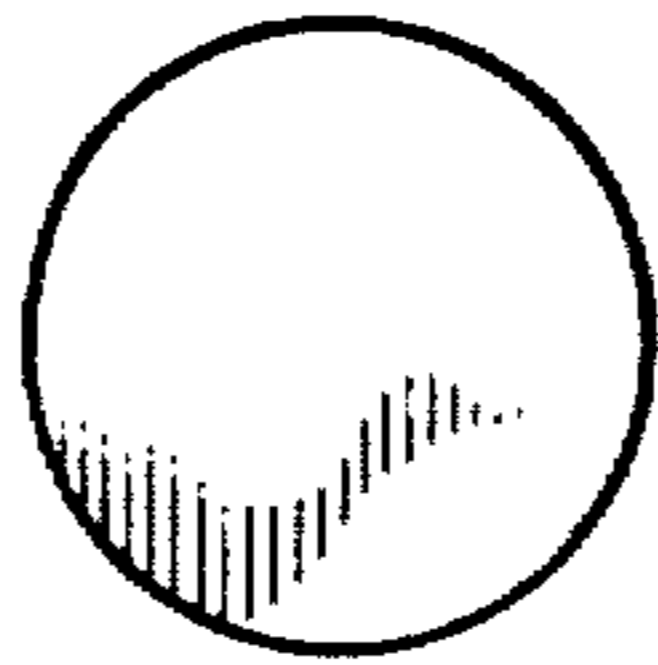


FIG. 5.

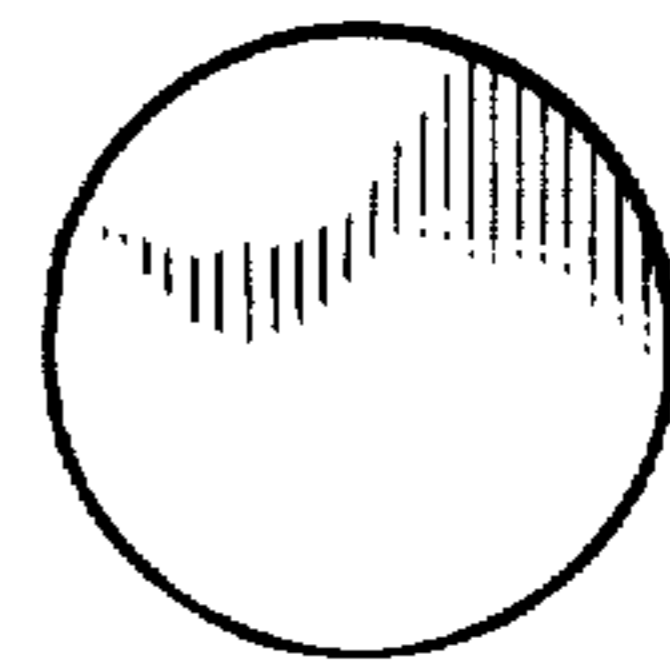


FIG. 8.

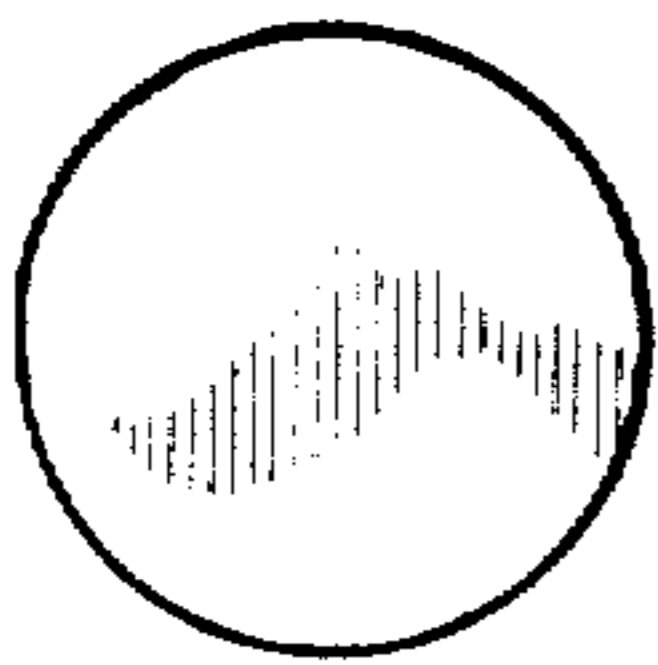


FIG. 11.




FIG. 10.




FIG. 12.

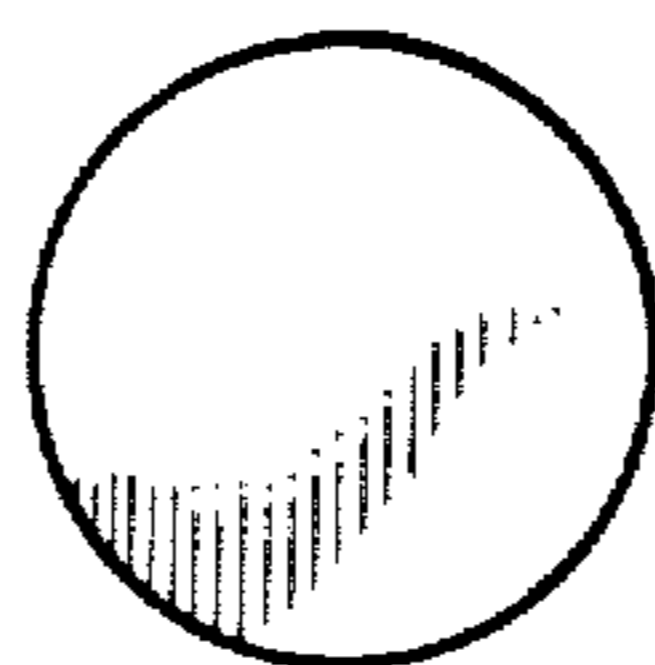


FIG. 14.




FIG. 13.

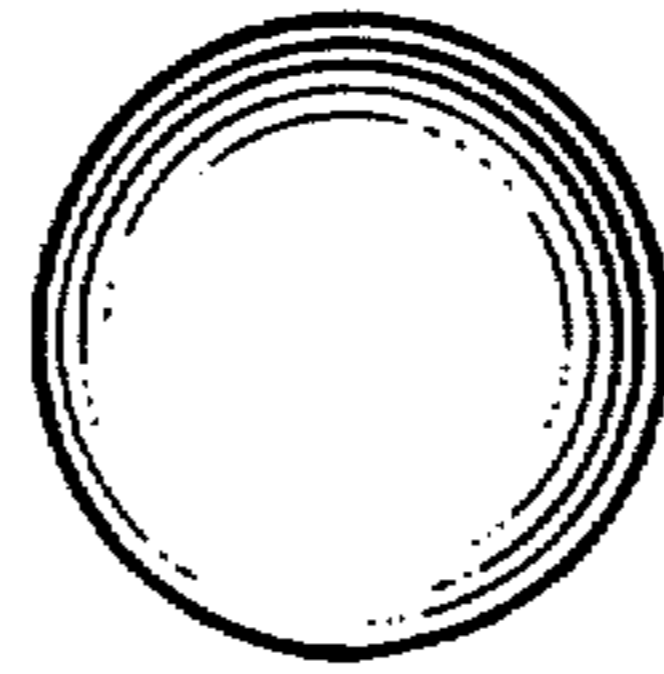


FIG. 15.

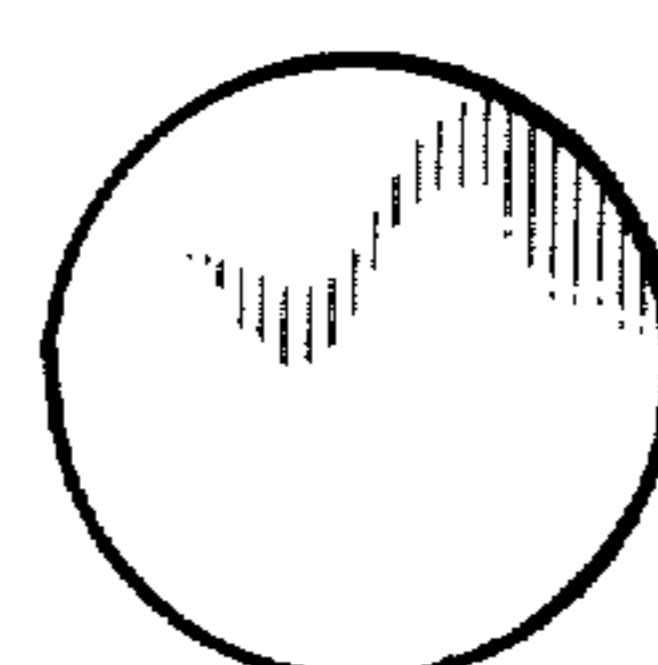


FIG. 17.




FIG. 16.

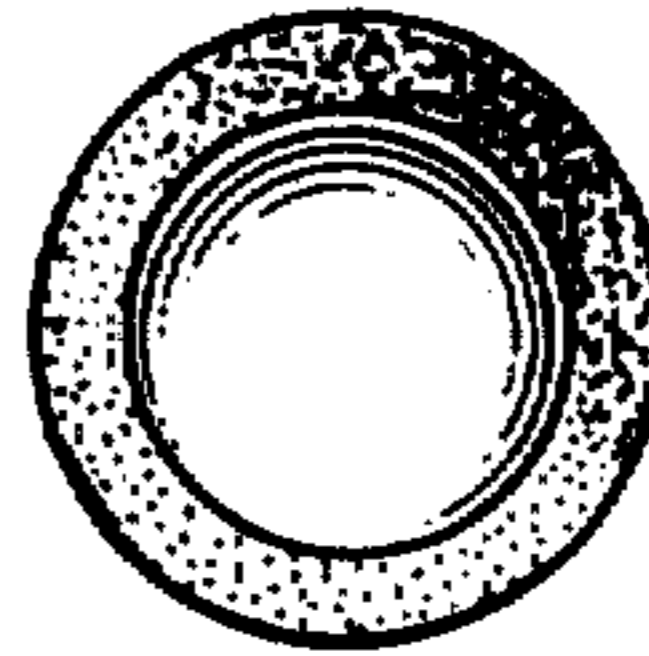


FIG. 18.