

[54] VIBRATOR FOR MIXING DENTAL COMPOUNDS OR THE LIKE

[76] Inventor: Morton Klein, 7 Beach Plum Dr., Northport, N.Y. 11768

[\*\*] Term: 14 Years

[21] Appl. No.: 159,537

[22] Filed: Jun. 16, 1980

[51] Int. Cl. .... D24-02

[52] U.S. Cl. .... D24/10; D24/41

[58] Field of Search ..... D23/17; D24/8, 10, 11, D24/41, 42; 433/118, 119, 122, 123

[56] References Cited

U.S. PATENT DOCUMENTS

- D. 92,479 6/1934 Lees ..... D24/41
- D. 187,903 5/1960 McNair ..... D24/41
- D. 231,101 4/1974 Dragan ..... D24/11

- D. 237,187 10/1975 Fattaleh ..... D24/10
- D. 248,041 5/1978 Persson ..... D23/17
- D. 252,097 6/1979 Probst et al. .... D23/17
- D. 265,421 7/1982 Moore et al. .... D24/10
- 4,176,454 12/1979 Hatter et al. .... 433/119

Primary Examiner—James R. Largen  
Attorney, Agent, or Firm—Paul J. Sutton

[57] CLAIM

The ornamental design for a vibrator for mixing dental compounds or the like, as shown and described.

DESCRIPTION

FIG. 1 is a top plan view of a vibrator for mixing dental compounds or the like showing my new design; FIG. 2 is a front elevational view thereof; FIG. 3 is a right side elevational view thereof; FIG. 4 is a left side elevational view thereof; FIG. 5 is a rear elevational view thereof; and FIG. 6 is a bottom plan view thereof.

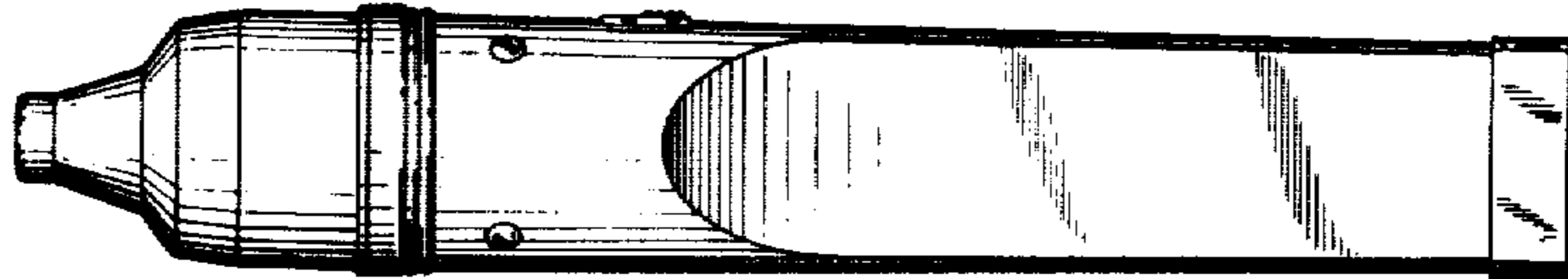
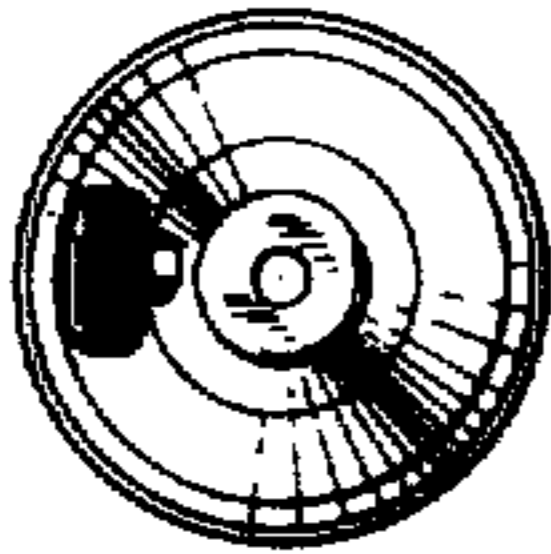


FIG. 1

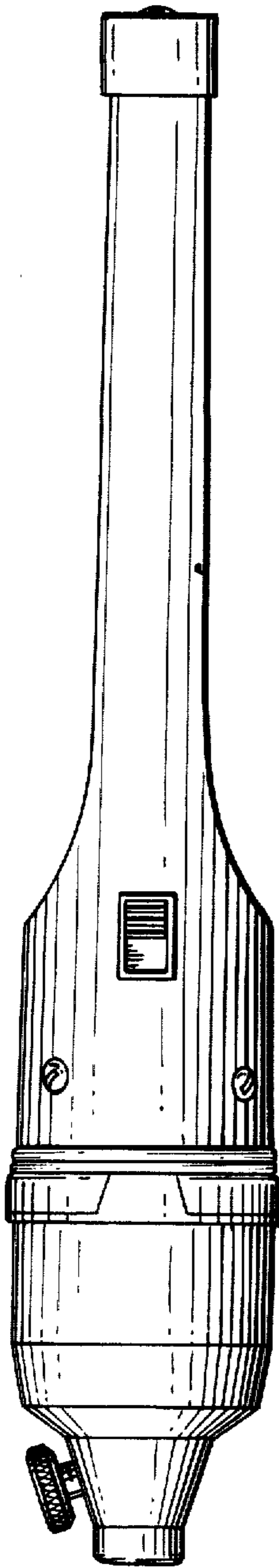


FIG. 3

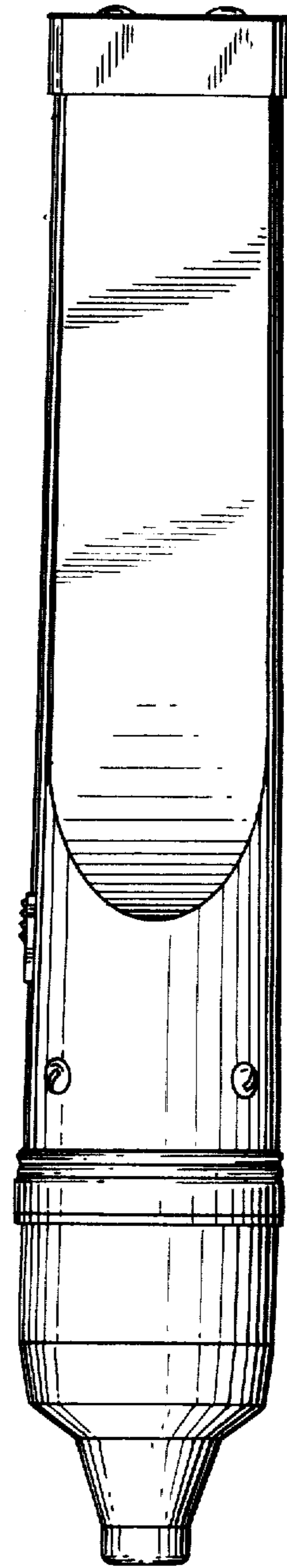


FIG. 2

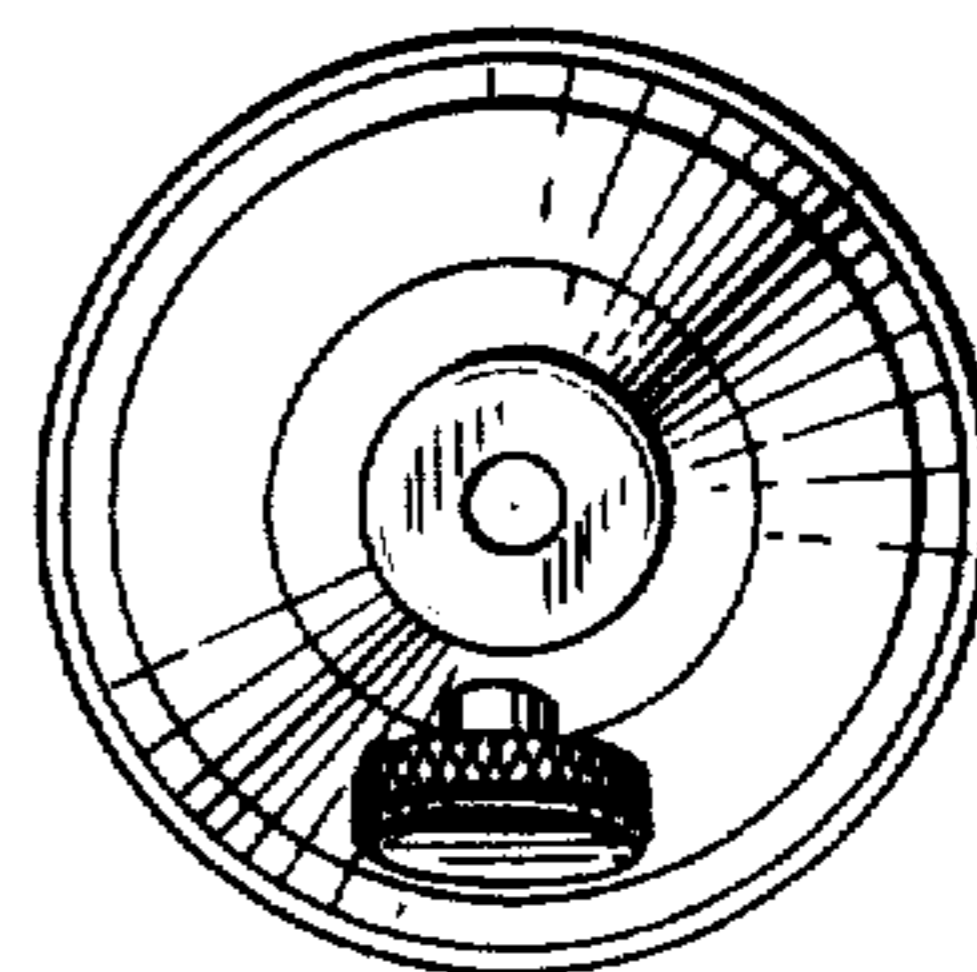


FIG. 4




FIG. 6

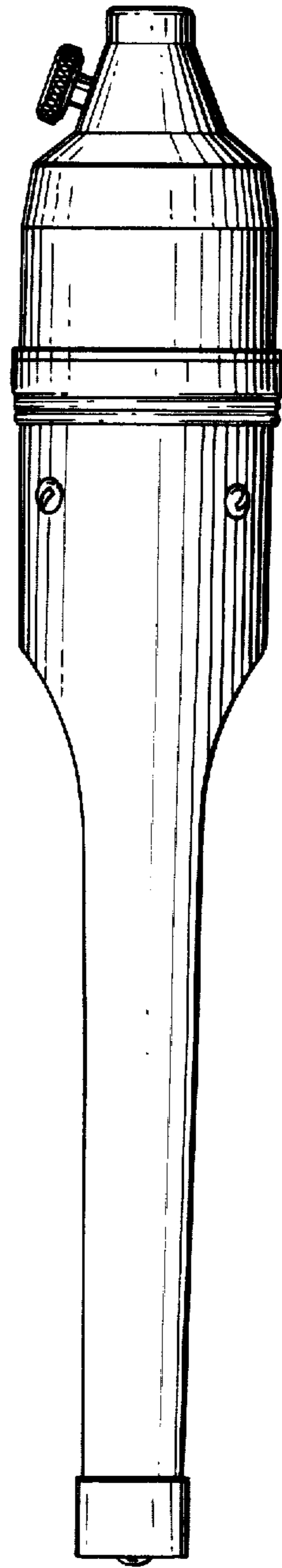


FIG. 5

