

- [54] STOVE FACE PLATE
- [75] Inventor: Paul B. Bortz, North Ferrisburg, Vt.
- [73] Assignee: Vermont Stove Company, Inc., Shelburne, Vt.
- [**] Term: 14 Years
- [21] Appl. No.: 284,370
- [22] Filed: Jul. 17, 1981
- [51] Int. Cl. D23-03
- [52] U.S. Cl. D23/128
- [58] Field of Search D23/93, 94, 95, 96, D23/97, 128; 126/120, 121, 123, 126, 190, 200, 202, 138, 139


- [56] **References Cited**
- U.S. PATENT DOCUMENTS**
- D. 250,203 11/1978 Syme D23/97
- D. 260,033 7/1981 Syme D23/128
- D. 264,621 5/1982 Becker, Jr. D23/94

D. 266,867 11/1982 Brice D23/97
Primary Examiner—Catherine E. Kemper
Attorney, Agent, or Firm—Thomas N. Neiman

[57] **CLAIM**
 The ornamental design for a stove face plate, as shown and described.

DESCRIPTION

FIG. 1 is a front elevational view of a stove face plate showing my new design;
 FIG. 2 is a side view thereof;
 FIG. 3 is a rear elevational view thereof;
 FIG. 4 is a bottom view thereof;
 FIG. 5 is a top view thereof;
 FIG. 6 is an enlarged view of the mantel at the top of the stove face plate;
 FIG. 7 is an enlarged view of the ornamental screen design of the stove face plate; and
 FIG. 8 is an enlarged view of the design strip above the door opening of the stove face plate.



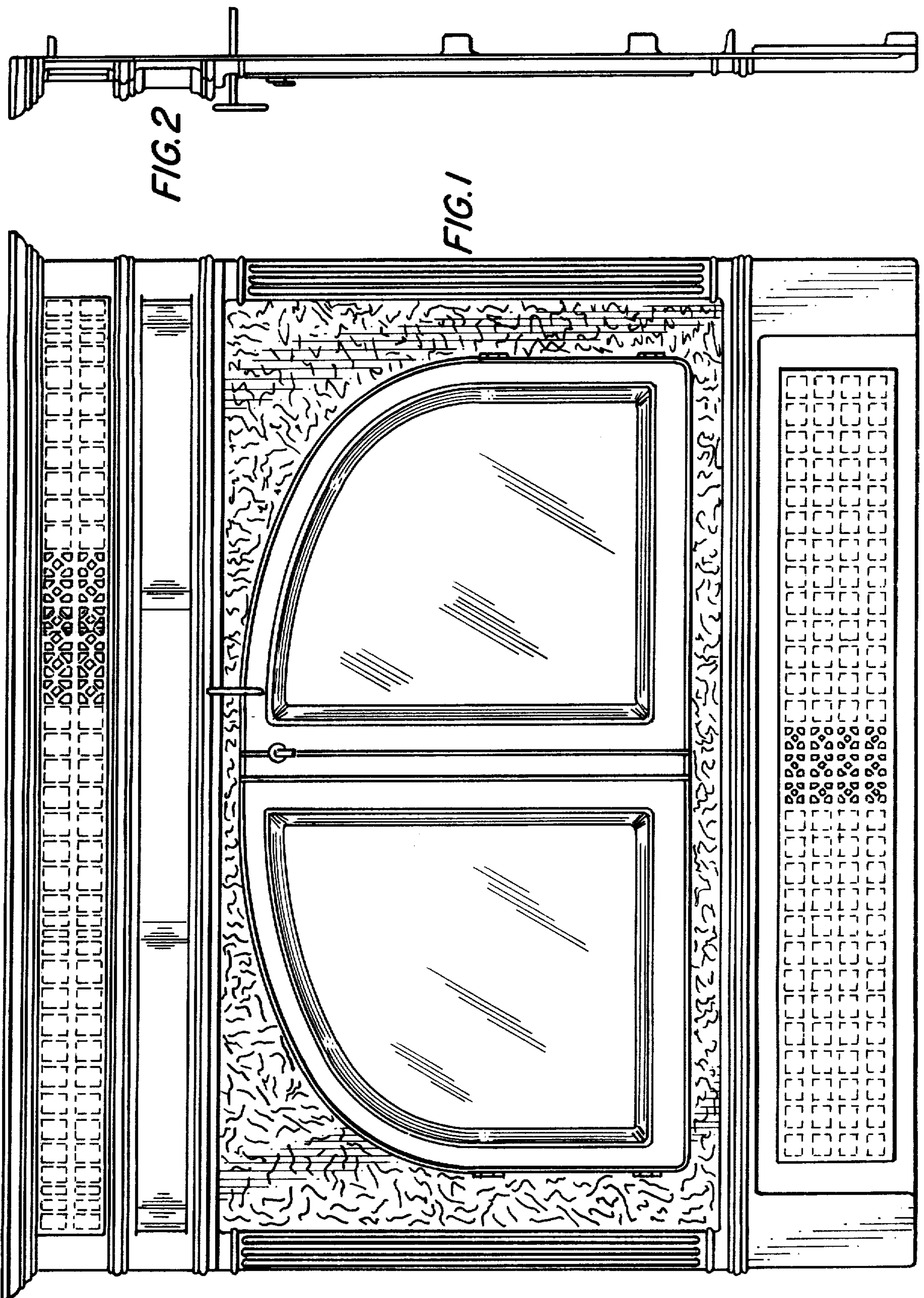


FIG. 2

FIG. 1

FIG. 3

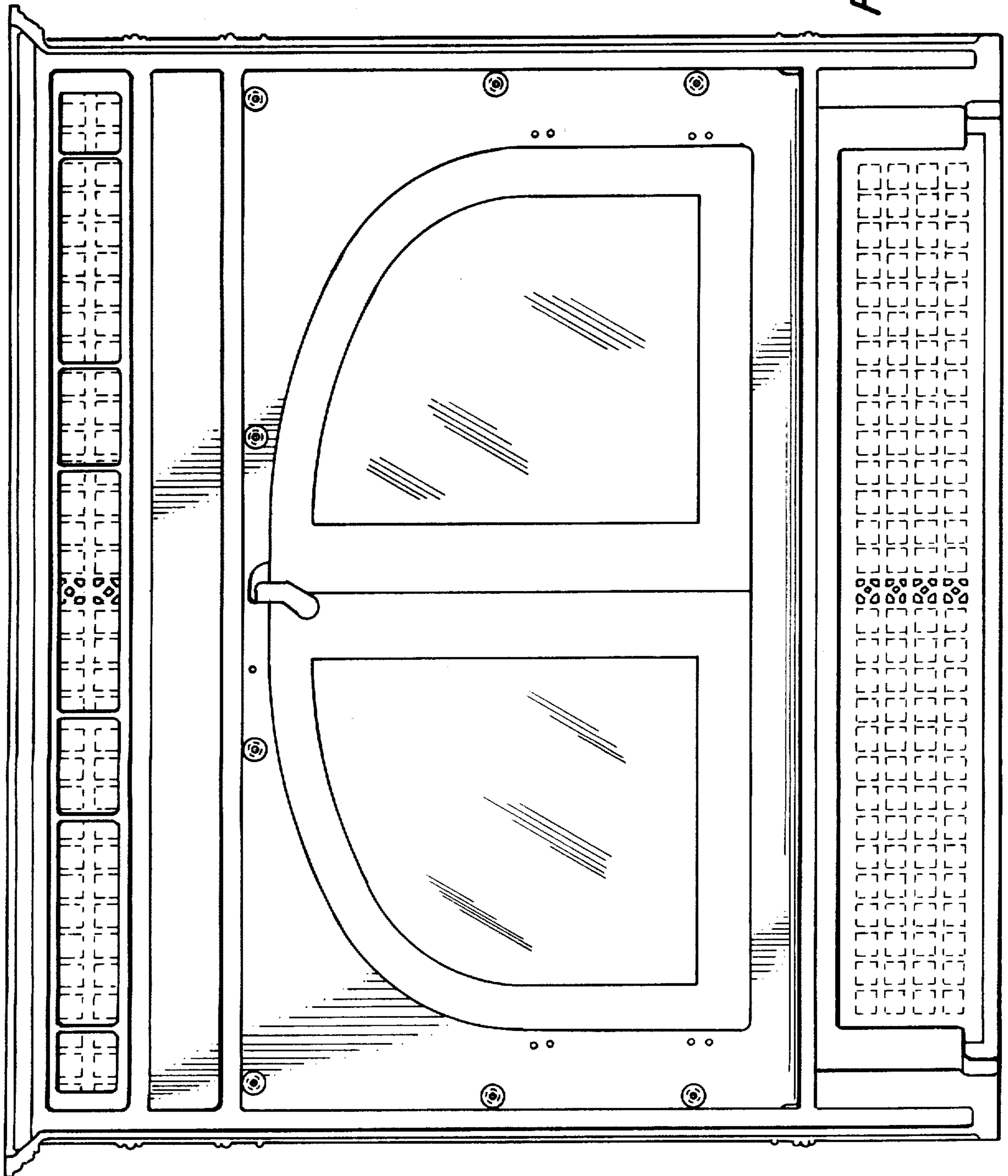


FIG. 4

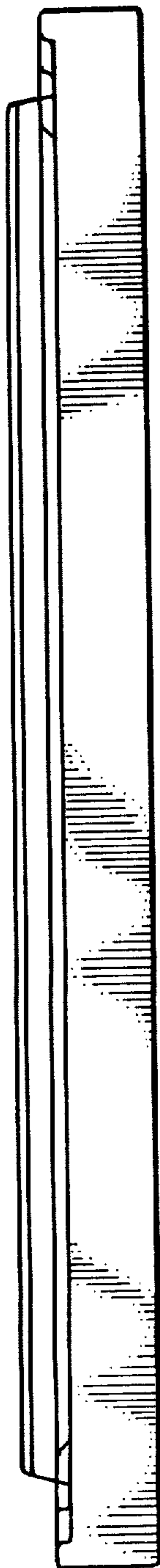


FIG. 5

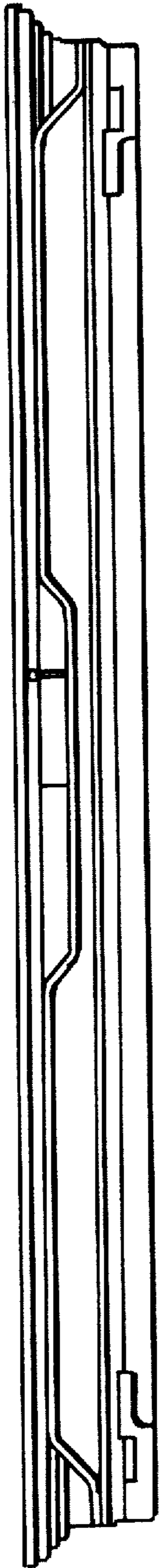


FIG. 8

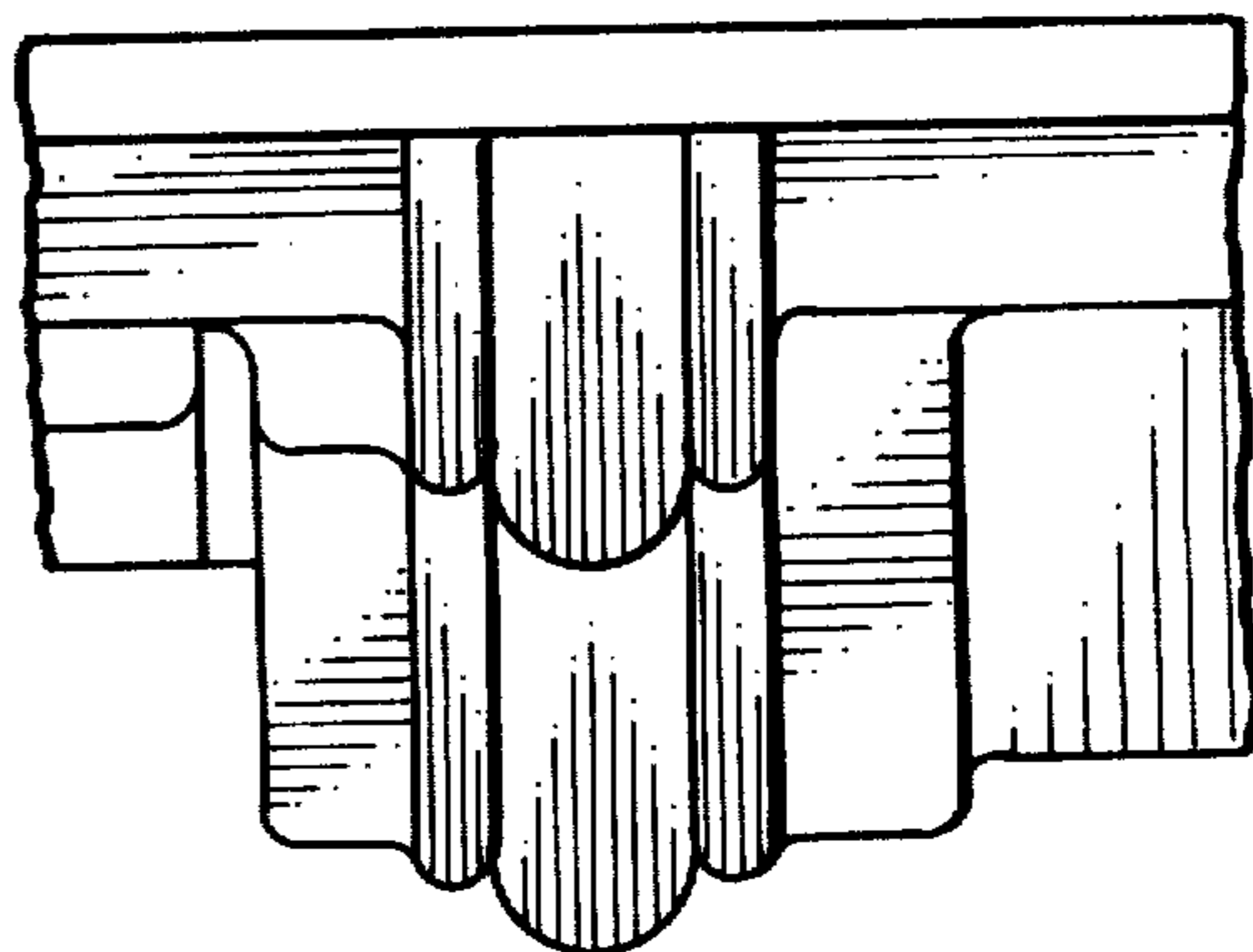


FIG. 7




FIG. 6

