

[54] DOOR KNOB ADAPTER

[75] Inventor: Rodney F. Bergen, Moorhead, Minn.

[73] Assignee: Extend Incorporated, Moorhead, Minn.

[**] Term: 14 Years

[21] Appl. No.: 218,057

[22] Filed: Dec. 19, 1980

[51] Int. Cl. D8-06

[52] U.S. Cl. D8/308; D8/321

[58] Field of Search D8/308, 321; 292/336.3, 292/347, DIG. 2; 74/557; 16/121

[56] References Cited

U.S. PATENT DOCUMENTS

D. 219,861	2/1971	Coffman	D8/308
2,756,088	7/1956	Sutter	292/347
2,801,122	7/1957	Sutter	292/347
2,808,282	10/1957	Peoples	292/347
2,942,909	6/1960	Chase	292/347

3,575,453	4/1971	Hohl	292/336.3
3,827,739	8/1974	Overholser	292/347
4,018,465	4/1977	Ramler	292/336.3
4,223,931	9/1980	Neary	16/121
4,285,536	8/1981	McCoy et al.	292/DIG. 2

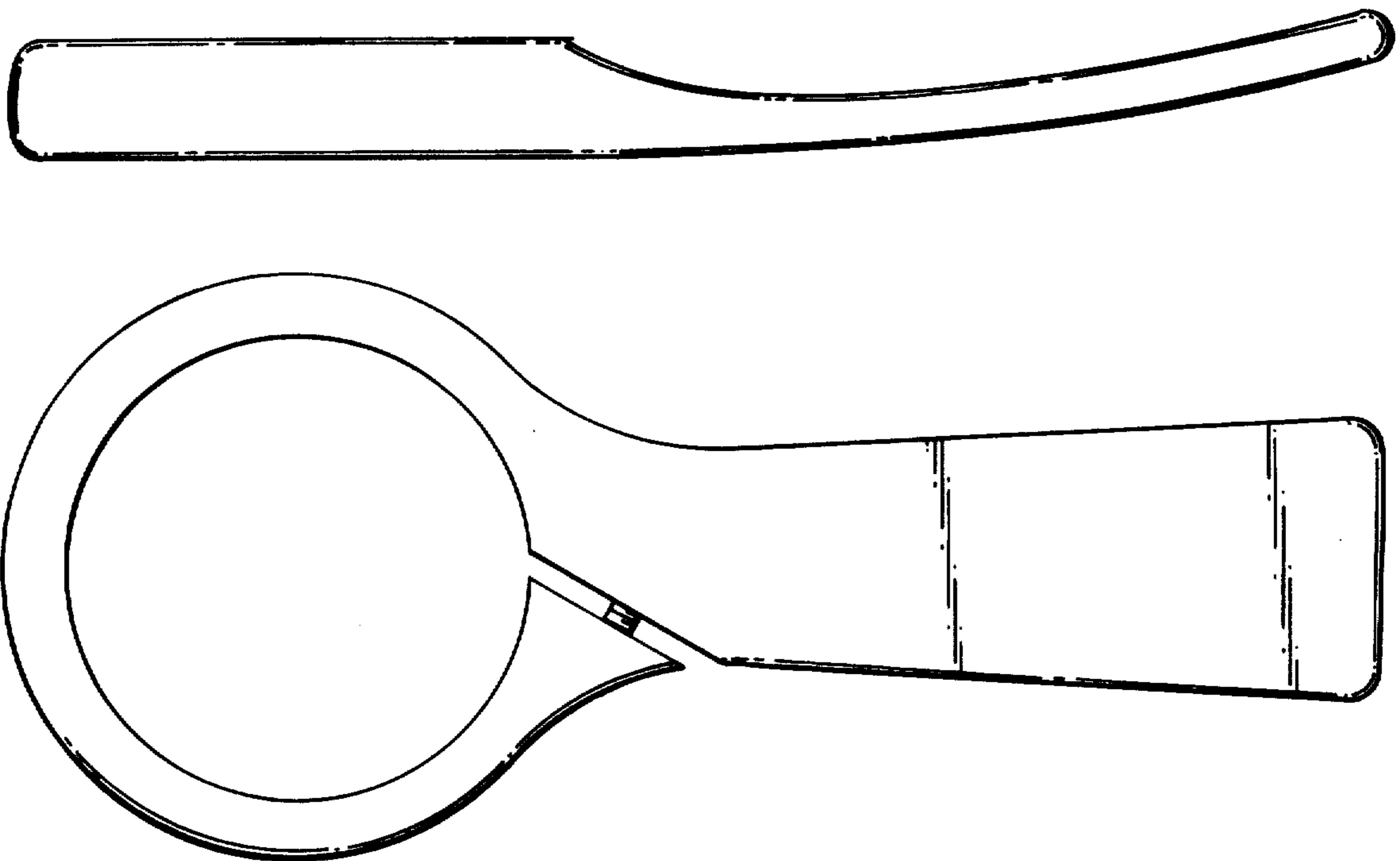
Primary Examiner—B. J. Bullock
Attorney, Agent, or Firm—Merchant, Gould, Smith, Edell, Welter & Schmidt

[57] CLAIM

The ornamental design for a door knob adapter, substantially as shown and described.

DESCRIPTION

FIG. 1 is a top plan view of a door knob adapter showing my new design;
FIG. 2 is a front elevational view thereof;
FIG. 3 is a bottom plan view thereof;
FIG. 4 is a rear elevational view thereof;
FIG. 5 is an end elevational view taken from the left of FIG. 1;
FIG. 6 is an end elevational view taken from the right of FIG. 1.






FIG. 1

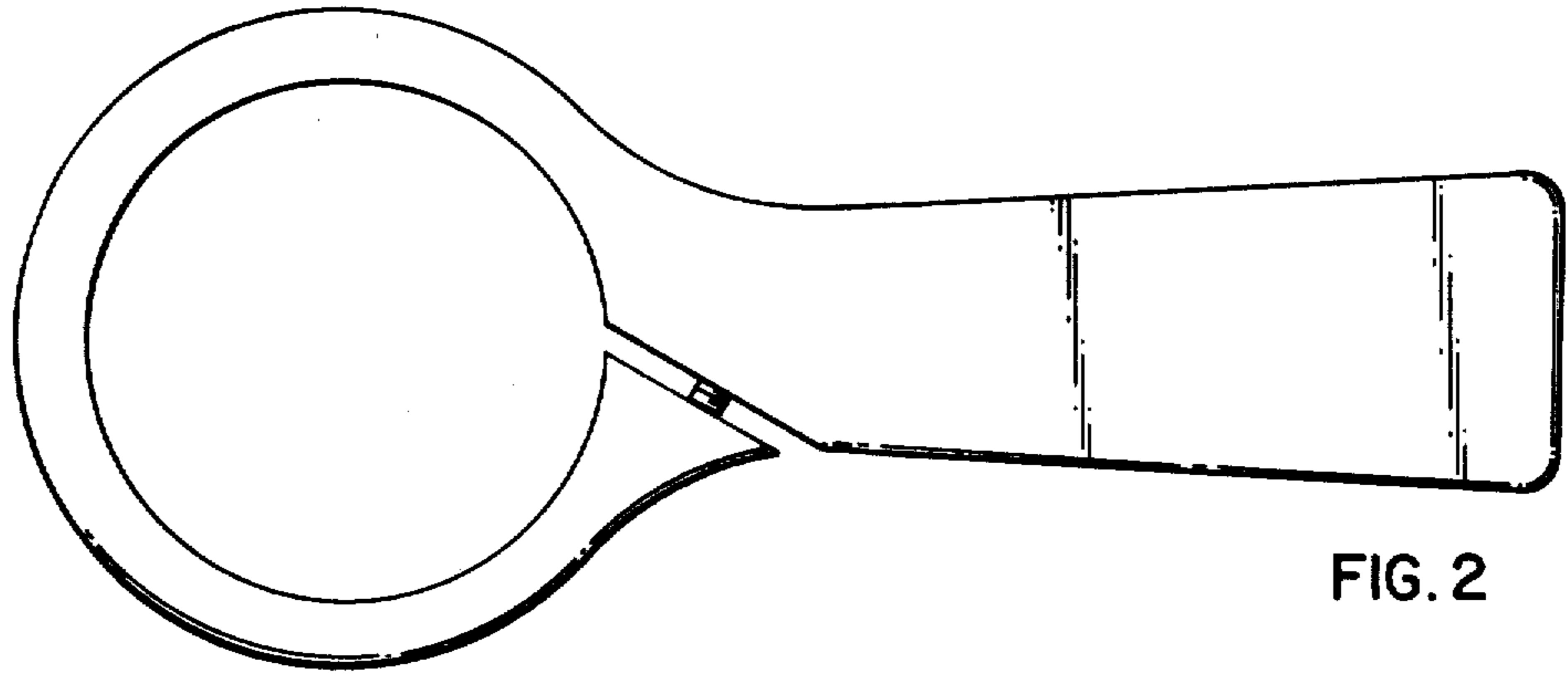


FIG. 2

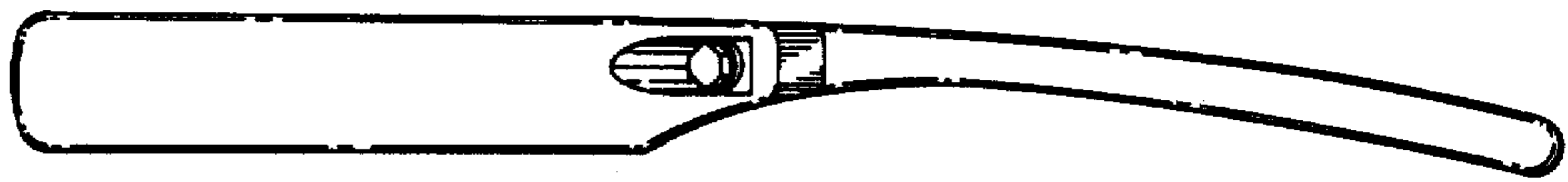


FIG. 3

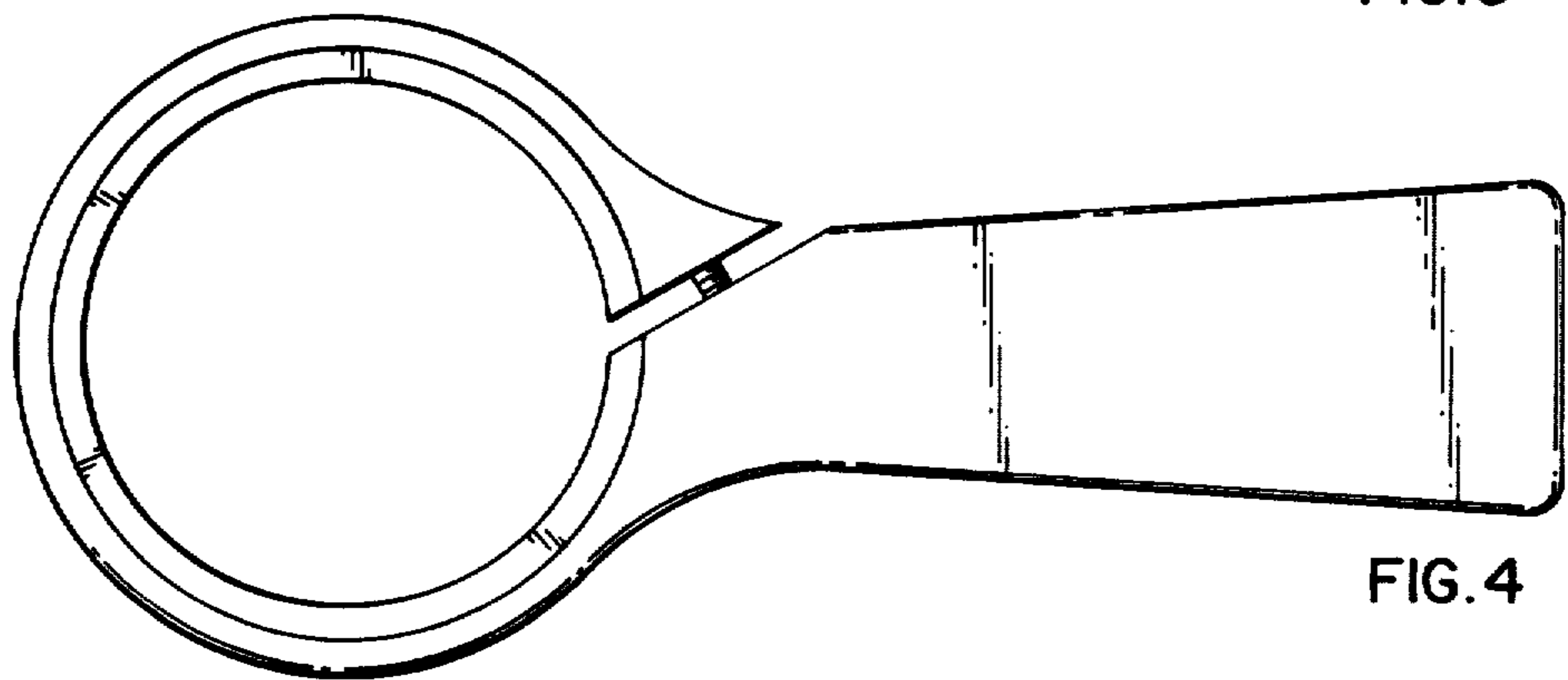


FIG. 4



FIG. 5




FIG. 6