

[54] **GOLF GRIP**

[75] Inventor: **Robert G. Southey**, Laurinburg, N.C.  
[73] Assignee: **Eaton Corporation**, Cleveland, Ohio  
[\*\*] Term: **14 Years**  
[21] Appl. No.: **245,832**  
[22] Filed: **Mar. 20, 1981**

[51] Int. Cl. .... **D21-02**  
[52] U.S. Cl. .... **D21/222**  
[58] Field of Search ..... **D21/222; 273/81 R, 81 B; D12/146**

[56] **References Cited**

**U.S. PATENT DOCUMENTS**

D. 254,000 1/1980 Kolowski et al. .... **D12/147**  
1,573,612 2/1926 Johnston ..... **273/81 B**

**OTHER PUBLICATIONS**

Spalding 1975 Professional Golf Cat., p. 13, Golf Club Grip.

*Primary Examiner*—Melvin B. Feifer  
*Attorney, Agent, or Firm*—C. H. Grace; M. L. Union; C. J. Toddy

[57] **CLAIM**

The ornamental design for a golf grip, substantially as shown and described.

**DESCRIPTION**

FIG. 1 is a front view of the golf club grip showing our new design;  
FIG. 2 is a side view taken from the left side of FIG. 1;  
FIG. 3 is a side view of the golf grip taken from the right side of FIG. 1;  
FIG. 4 is a rear view of the golf grip showing our new design;  
FIG. 5 is a top view of the golf grip of FIG. 1; and  
FIG. 6 is a bottom view of the golf grip of FIG. 1.

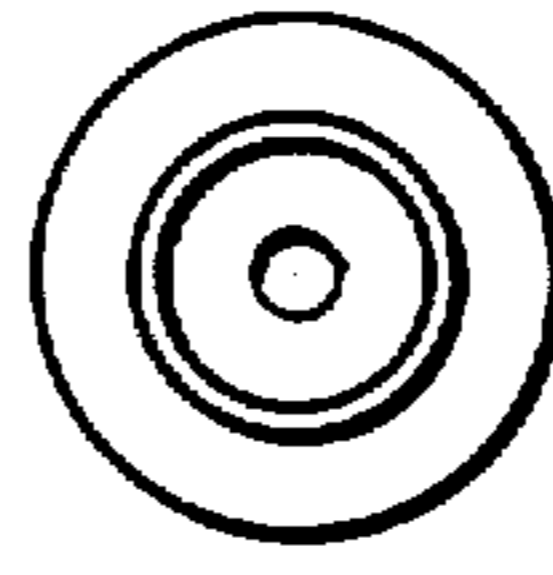
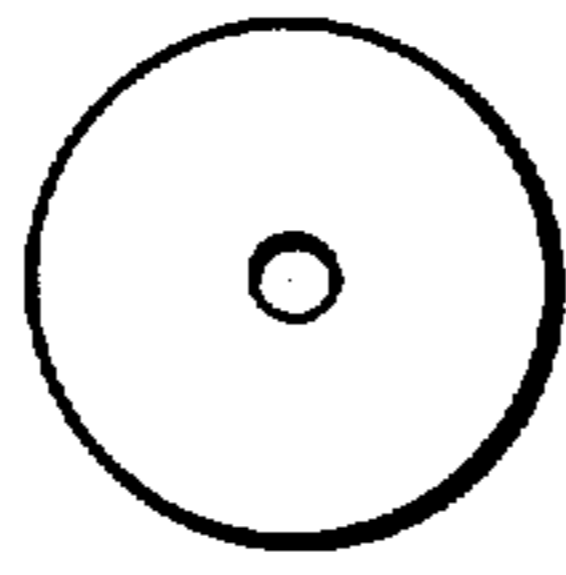


U.S. Patent

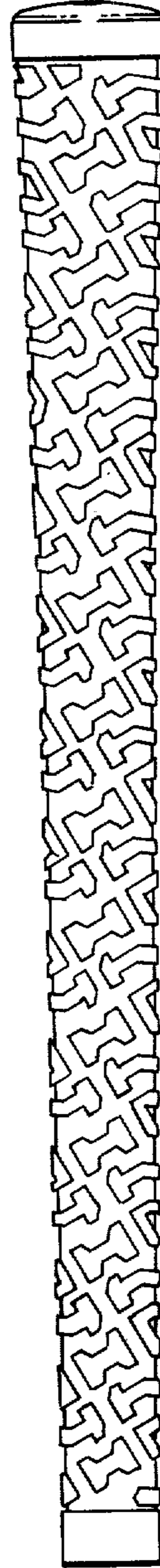

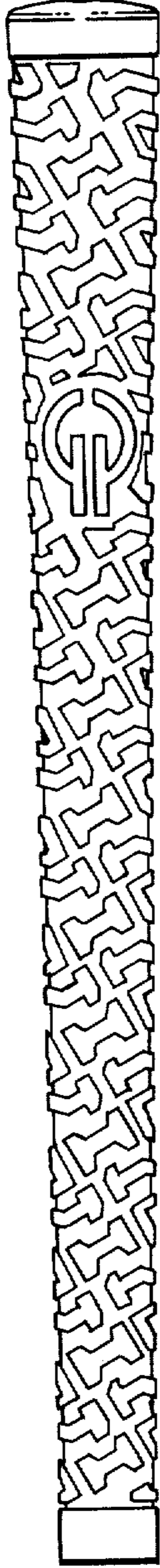
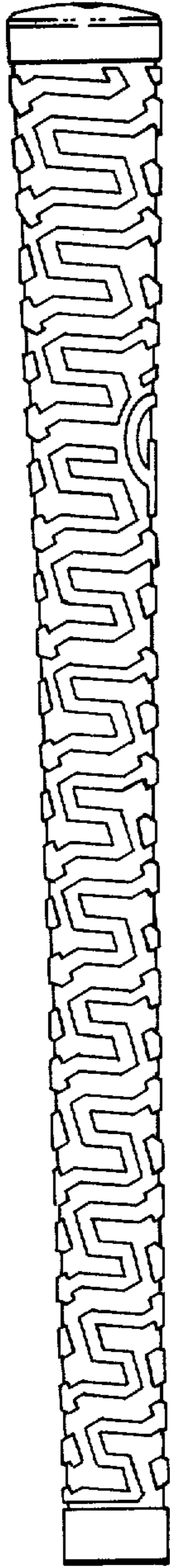
May 10, 1983

Des. 268,944

**FIG. 5**



**FIG. 6**



**FIG. 2**

**FIG. 1**

**FIG. 3**

**FIG. 4**