

[54] COMBINED PAINT STIRRER AND EDGER

[76] Inventor: Thomas P. Derloshon, Jr., 151 Kensington Park Rd., Greenwood, Ind. 46142

[\*\*] Term: 14 Years

[21] Appl. No.: 211,197

[22] Filed: Nov. 28, 1980

[51] Int. Cl. .... D7-99; D8-05  
[52] U.S. Cl. .... D7/102; D8/14  
[58] Field of Search .... D8/16, 14, 19; 416/70 R, 71, 170 HM; D32/49; 366/343, 605; D7/102

[56] References Cited

U.S. PATENT DOCUMENTS

D. 197,296	1/1964	Roselle	.....	D7/102
D. 219,672	1/1971	Seapy	.....	D7/102
D. 222,901	2/1972	Meadows	.....	D8/14
4,215,628	8/1980	Dodd, Jr.	.....	366/343 X

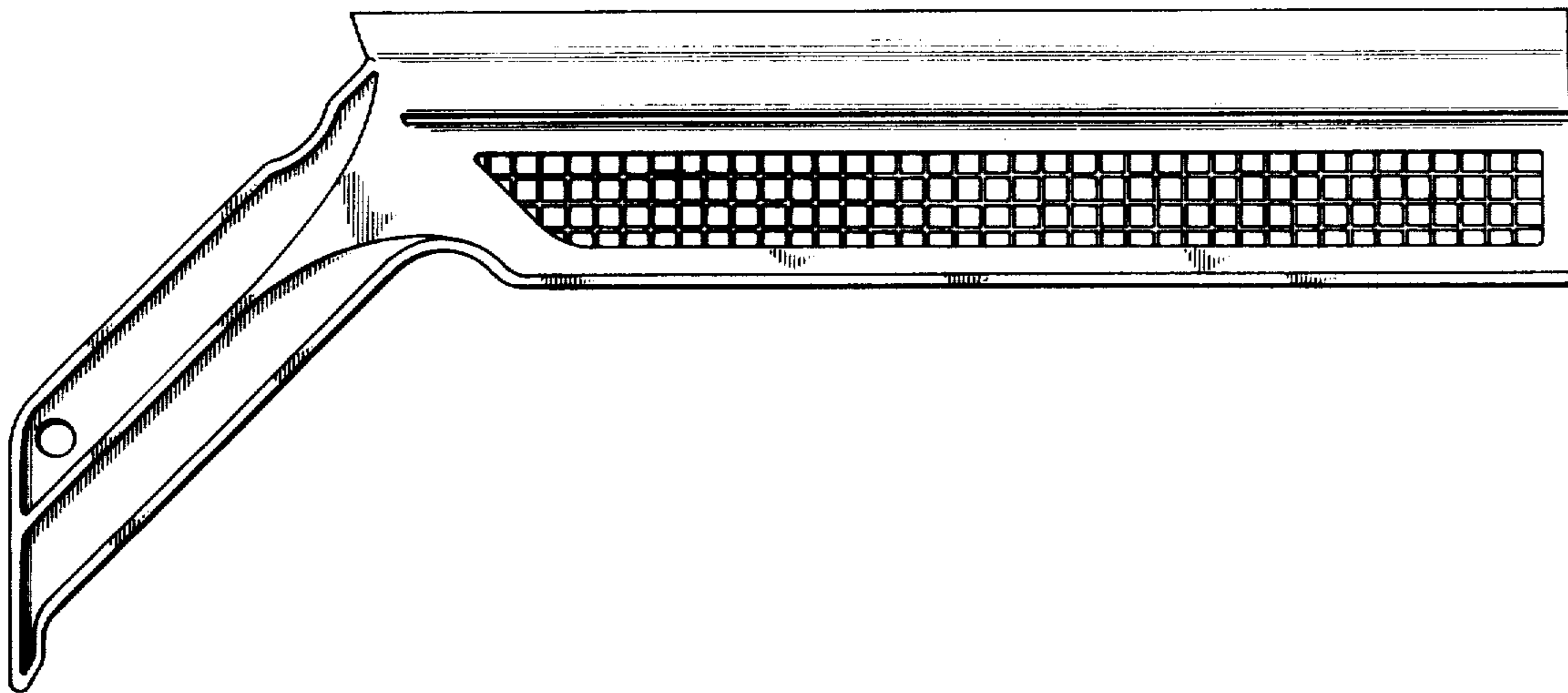
Primary Examiner—A. Hugo Word  
Attorney, Agent, or Firm—Woodard, Weikart, Emhardt & Naughton

[57] CLAIM

The ornamental design for a combined paint stirrer and edger, as shown and described.

DESCRIPTION

FIG. 1 is a front elevational view of my combined paint stirrer and edger showing my new design.  
FIG. 2 is a top plan view thereof.  
FIG. 3 is a bottom plan view thereof.  
FIG. 4 is a left side elevational view thereof.  
FIG. 5 is a right side elevational view thereof.



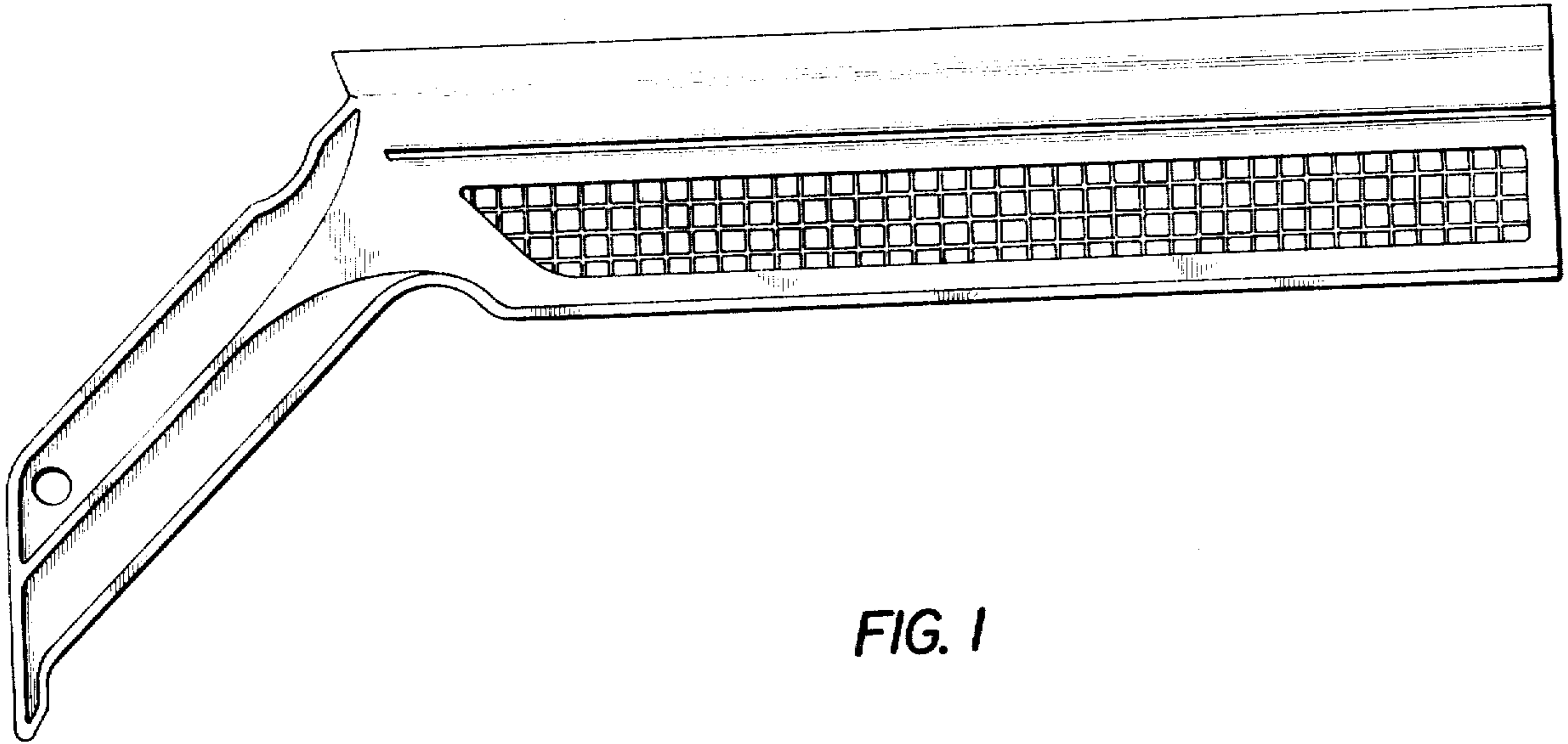


FIG. 1




FIG. 2




FIG. 3

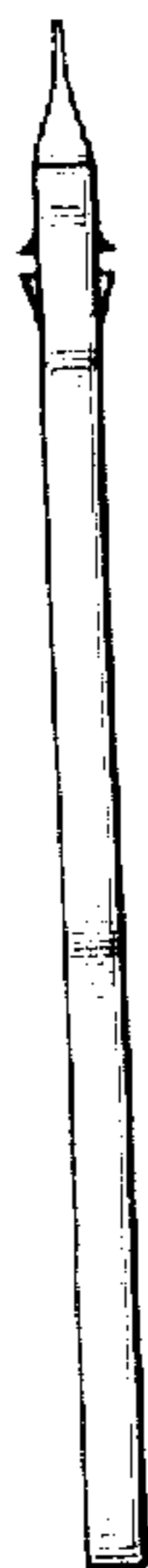


FIG. 4



FIG. 5