

[54] **COMBINED CONTAINER AND CAP WITH ATTACHED SPOON**

[76] **Inventor: Ronald L. Horsley, 1805 E. 14th St., San Leandro, Calif. 94577**

[**] **Term: 14 Years**

[21] **Appl. No.: 102,952**

[22] **Filed: Dec. 12, 1979**

Related U.S. Application Data

[62] **Division of Ser. No. 914,913, Jun. 12, 1978.**

[51] **Int. Cl. D09—01**

[52] **U.S. Cl. D9/337; D9/352; D9/355; D9/436**

[58] **Field of Search D9/253, 254, 261, 262, D9/287, 434, 436, 447, 449, 452, 453, 454, 337, 338, 352, 355, 399; 215/228; 220/212; 229/1.5 C; D7/54, 55**

[56] **References Cited**

U.S. PATENT DOCUMENTS

D. 90,649	9/1933	Fleisch	D9/453
D. 148,509	1/1948	Wright	D9/338
D. 160,819	11/1950	Singer et al.	D9/338
D. 191,387	9/1961	Hansen	D9/436
350,499	10/1886	Noe	229/1.5 C
1,425,456	8/1922	Dial	215/228
1,772,322	8/1930	Peterson et al.	229/1.5 C
2,487,274	11/1949	Schaffer	215/228
3,931,741	1/1976	Ceccarelli	229/1.5 C

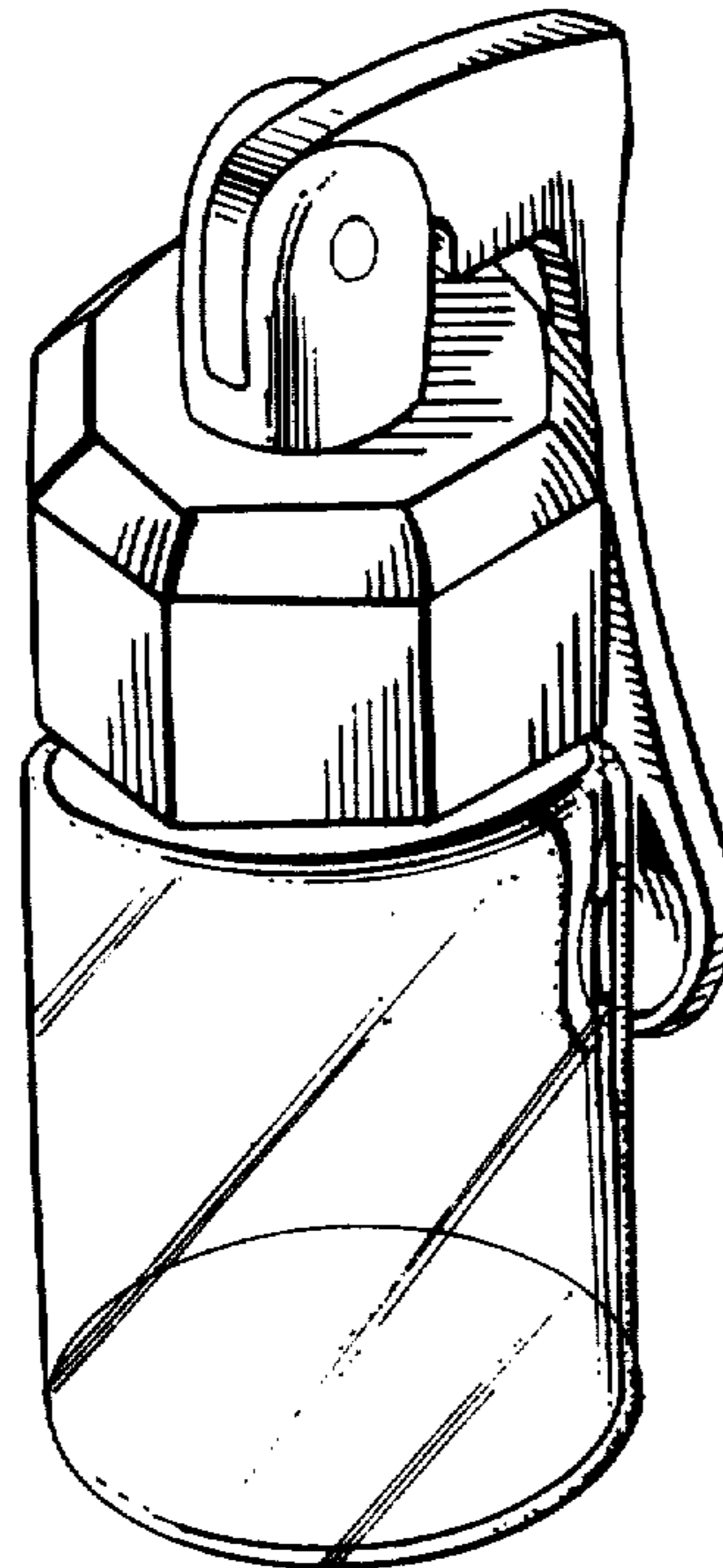
Primary Examiner—Joel Stearman
Assistant Examiner—Carmen H. Vales

[57] **CLAIM**

The ornamental design for a combined container and cap with attached spoon, substantially as shown and described.

DESCRIPTION

FIG. 1 is a perspective view of a combined container and cap with attached spoon showing my new design; FIG. 2 is a right side elevational view thereof, the left side elevational view being a mirror image thereof; FIG. 3 is a top plan view thereof; and FIG. 4 is a bottom plan view thereof.



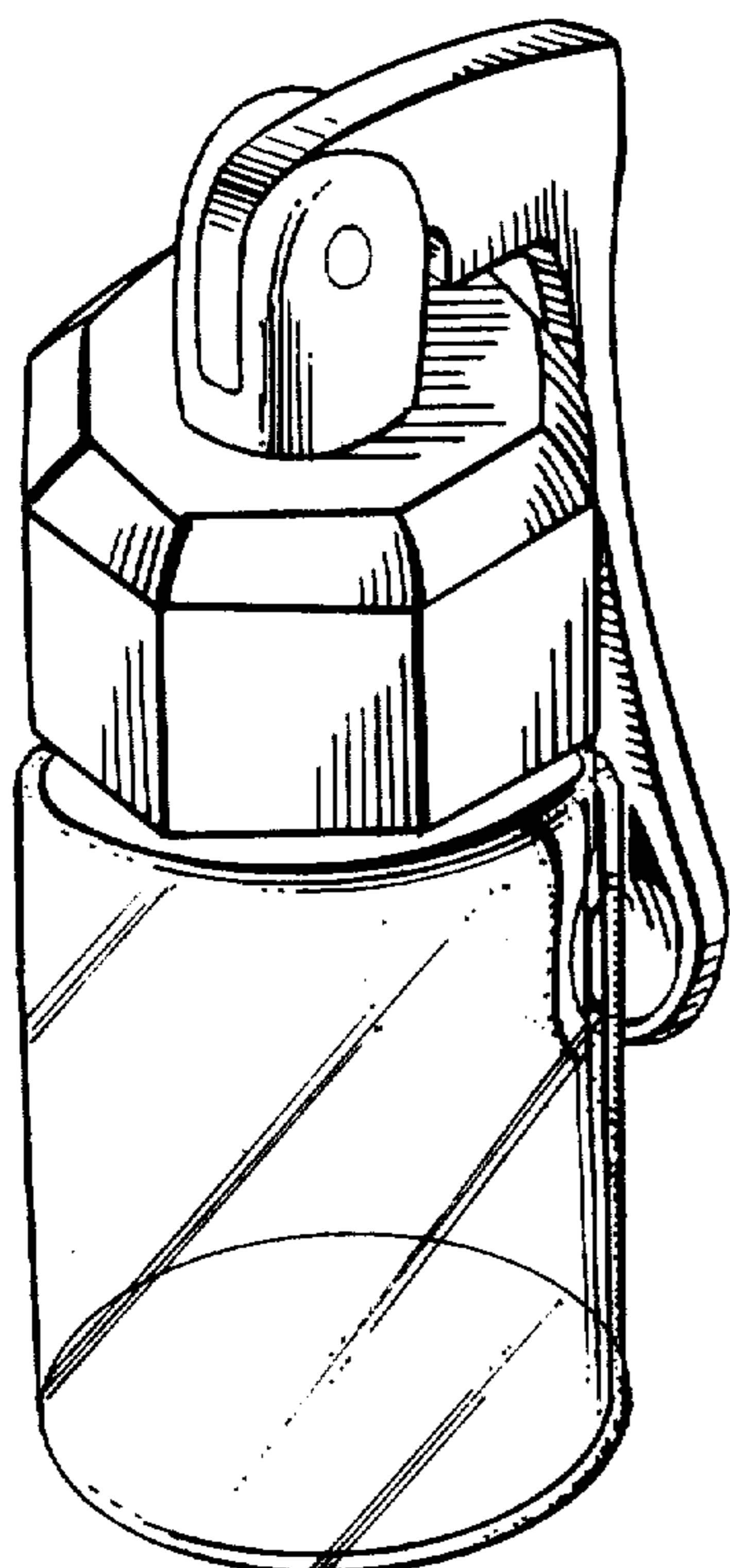


FIG. 1

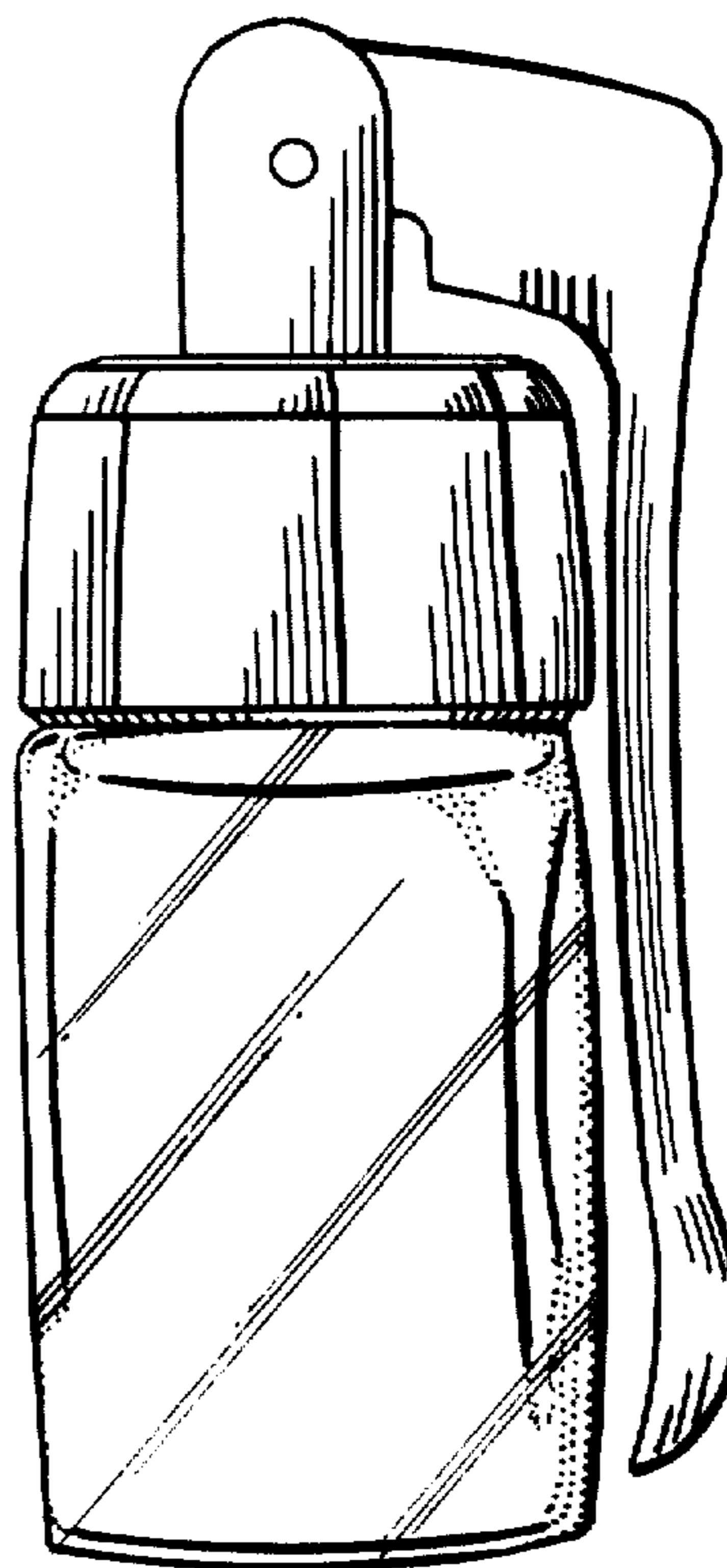


FIG. 2




FIG. 3

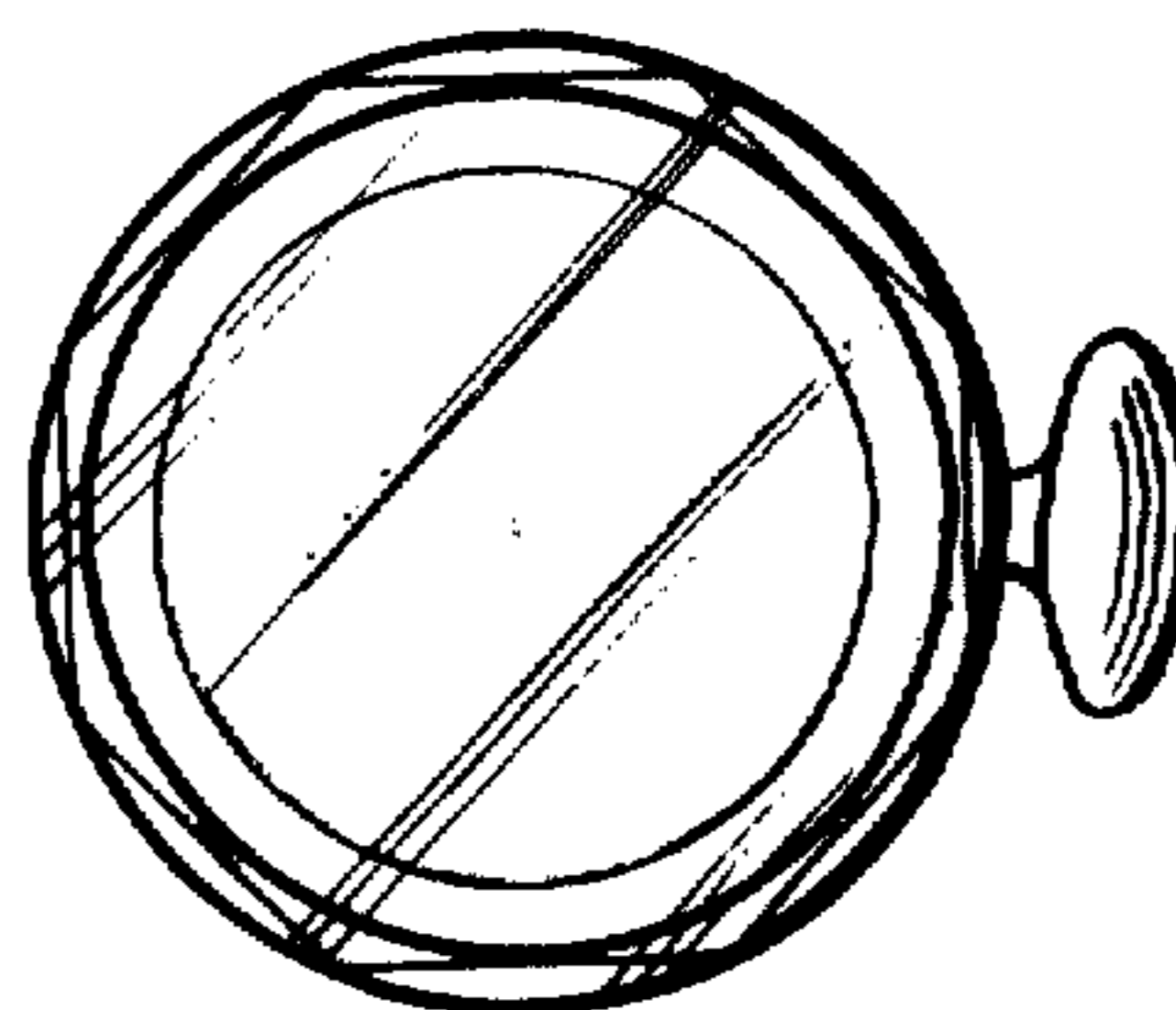


FIG. 4