

[54] **WATER CLOSET**

3,501,779 3/1970 Ward ..... 4/331

[75] Inventors: **Donald W. Doman**, Janesville;  
**Norman J. Jaekels**, Sheboygan, both  
of Wis.

[73] Assignee: **Kohler Co.**, Kohler, Wis.

[\*\*] Term: **14 Years**

[21] Appl. No.: **182,453**

[22] Filed: **Aug. 29, 1980**

[51] Int. Cl. .... **D23—02**

[52] U.S. Cl. .... **D23/65**

[58] Field of Search ..... **D23/51, 65-67;**  
**4/300, 301, 321, 325, 329-332, 353, 355, 420**

[56] **References Cited**

**U.S. PATENT DOCUMENTS**

D. 92,215	5/1934	Teahen .....	D23/65
D. 139,563	11/1944	Young .....	D23/65
D. 166,840	5/1952	Alexander .....	D23/65
D. 167,130	7/1952	Alexander .....	D23/65
D. 185,618	7/1959	Teague et al. ....	D4/5
D. 188,750	9/1960	Swann .....	D4/5
D. 198,018	4/1964	Wadsworth .....	D4/5
D. 198,431	6/1964	Armstrong .....	D4/5
D. 199,235	9/1964	Tiller .....	D23/65
D. 200,461	3/1965	Mox .....	D23/65
D. 224,108	7/1972	Doman .....	D23/65
D. 226,910	5/1973	Doman .....	D23/51
D. 250,202	11/1978	Doman et al. ....	D23/65
D. 261,799	11/1981	Alger .....	D23/65
2,558,680	6/1951	Groff .....	D23/65 X

**OTHER PUBLICATIONS**

Eljer advertisement, p. C-4, "Eljer Catalog," undated, showing Silette water closet, admitted prior art.  
American Standard advertisement, p. 34, 1979, "American Standard Catalog", showing Concord.  
American Standard advertisements, 1979, "American Standard Catalog", showing Ellisse and Luxor.  
Kohler Co. advertisement, "K-300 1979 Catalog", pp. H29, H30, 66-68 (various water closets).  
6 pp., Briggs advertisements, Briggs "1978 Catalog", models 6002, 6005, 6006, 6011.  
Crane Co. advertisement, Crane catalog, undated (admitted prior art), p. C-3 ("Neu-Criterion", Neu-Ambassador, Empress).  
Universal Rundle advertisement, undated, p. 16 of "Universal Rundle Catalog," admitted prior art, Polaris, Lunar.

*Primary Examiner*—James R. Largen

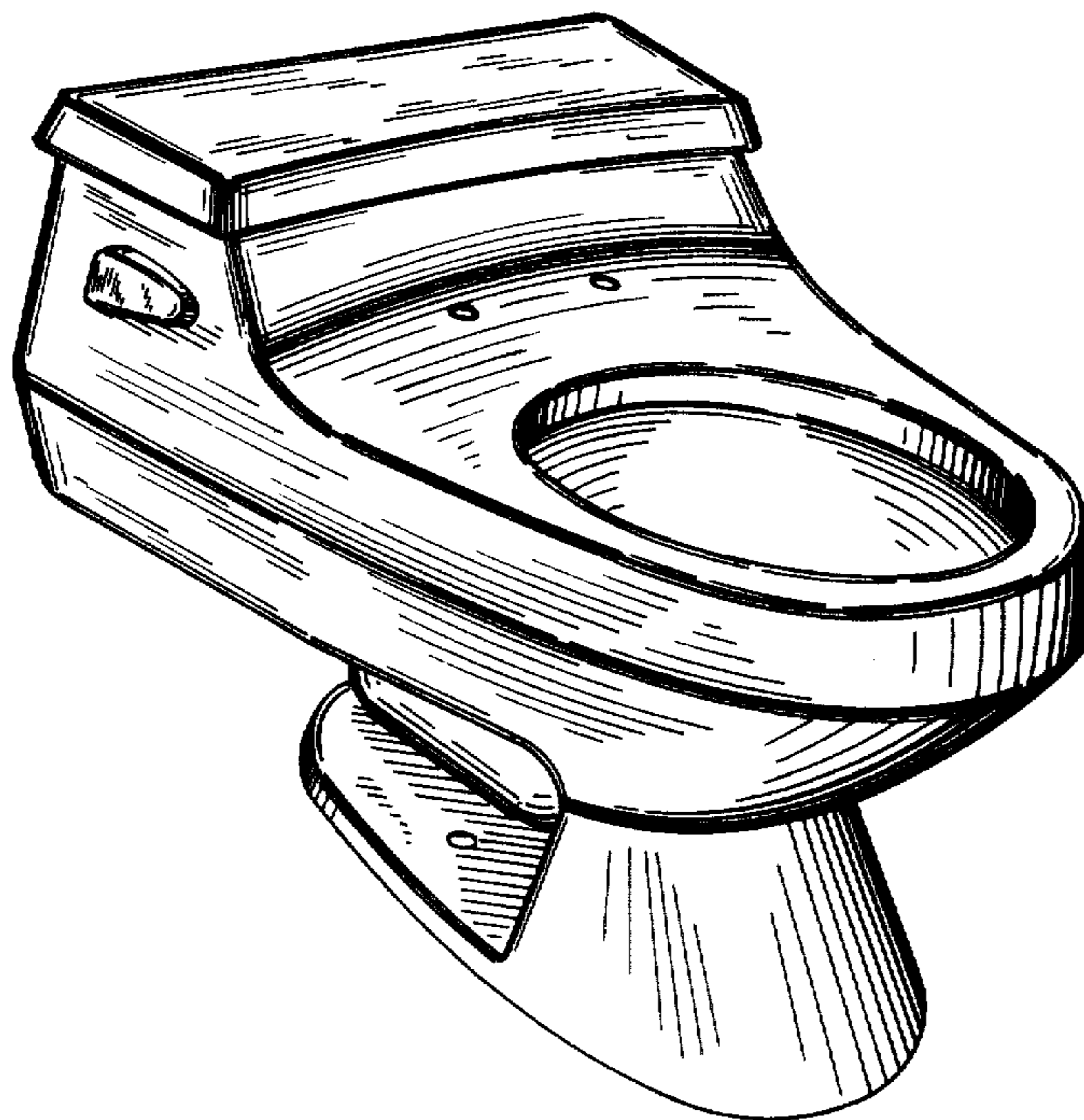
*Attorney, Agent, or Firm*—Quarles & Brady

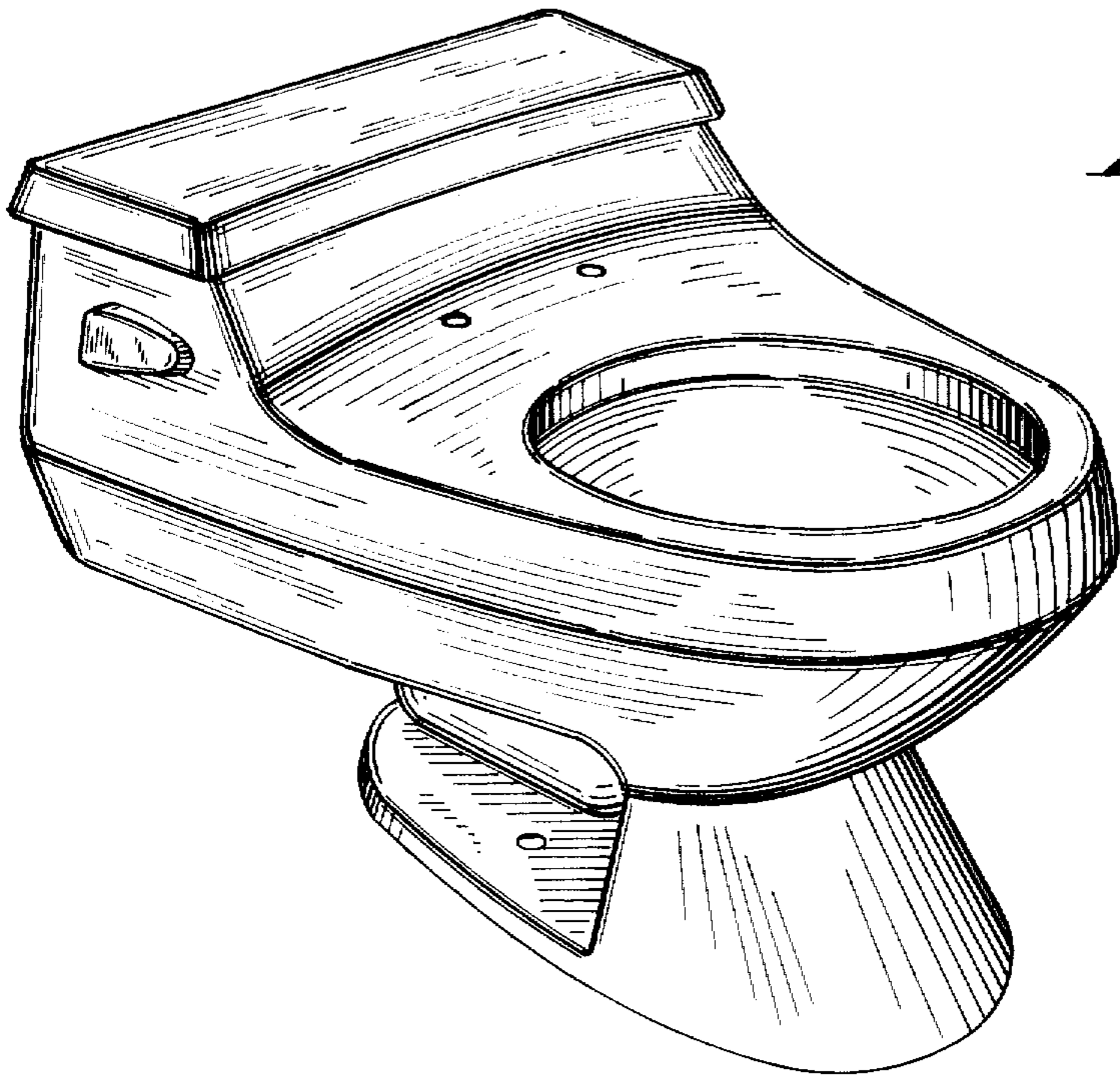
[57] **CLAIM**

The ornamental design for a water closet, as shown.


**DESCRIPTION**

FIG. 1 is a perspective view of a water closet showing our new design;  
FIG. 2 is a top plan view thereof;  
FIG. 3 is a front elevational view thereof;  
FIG. 4 is a left side elevational view thereof; and  
FIG. 5 is a right side elevational view thereof.

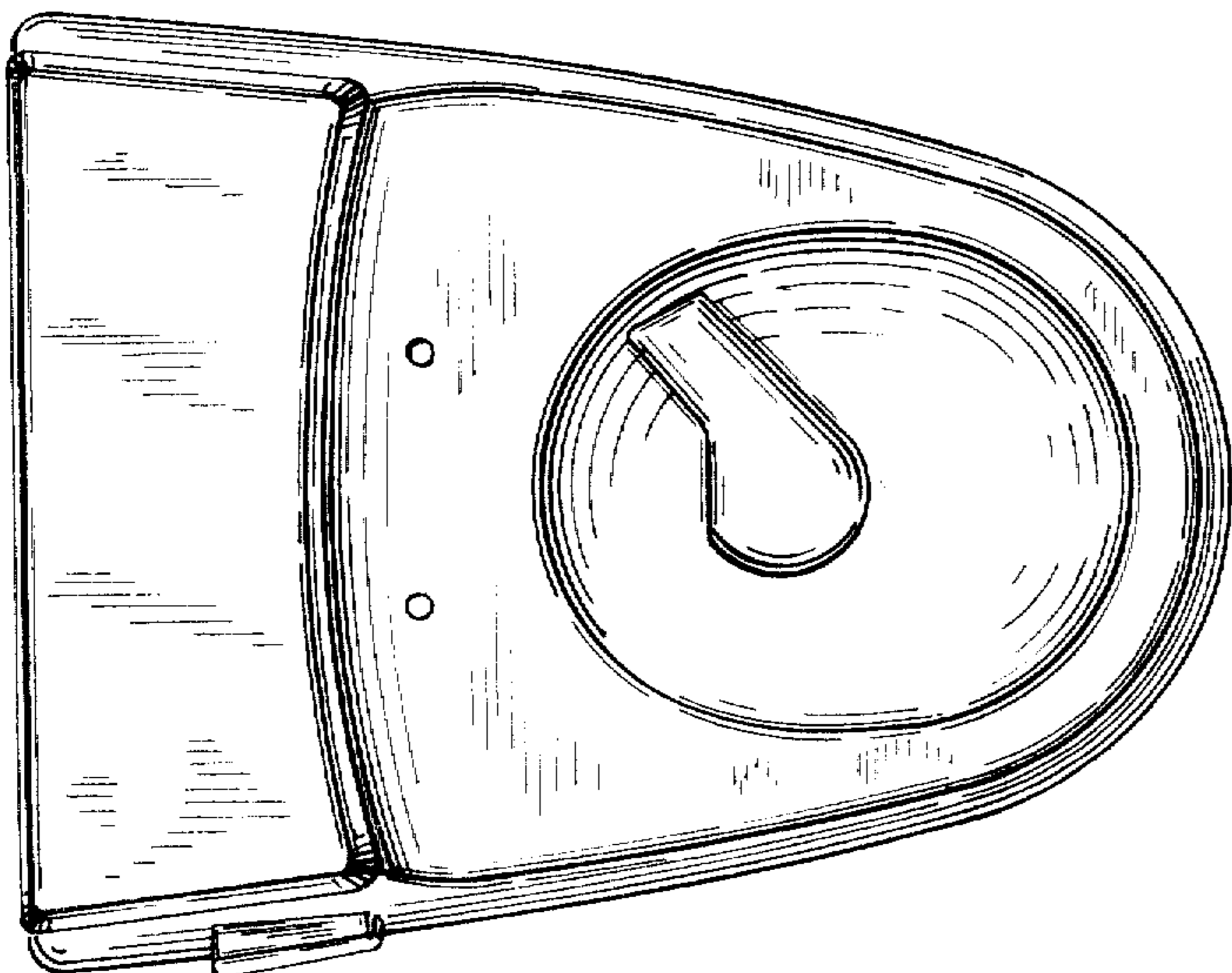




*Fig. 1*



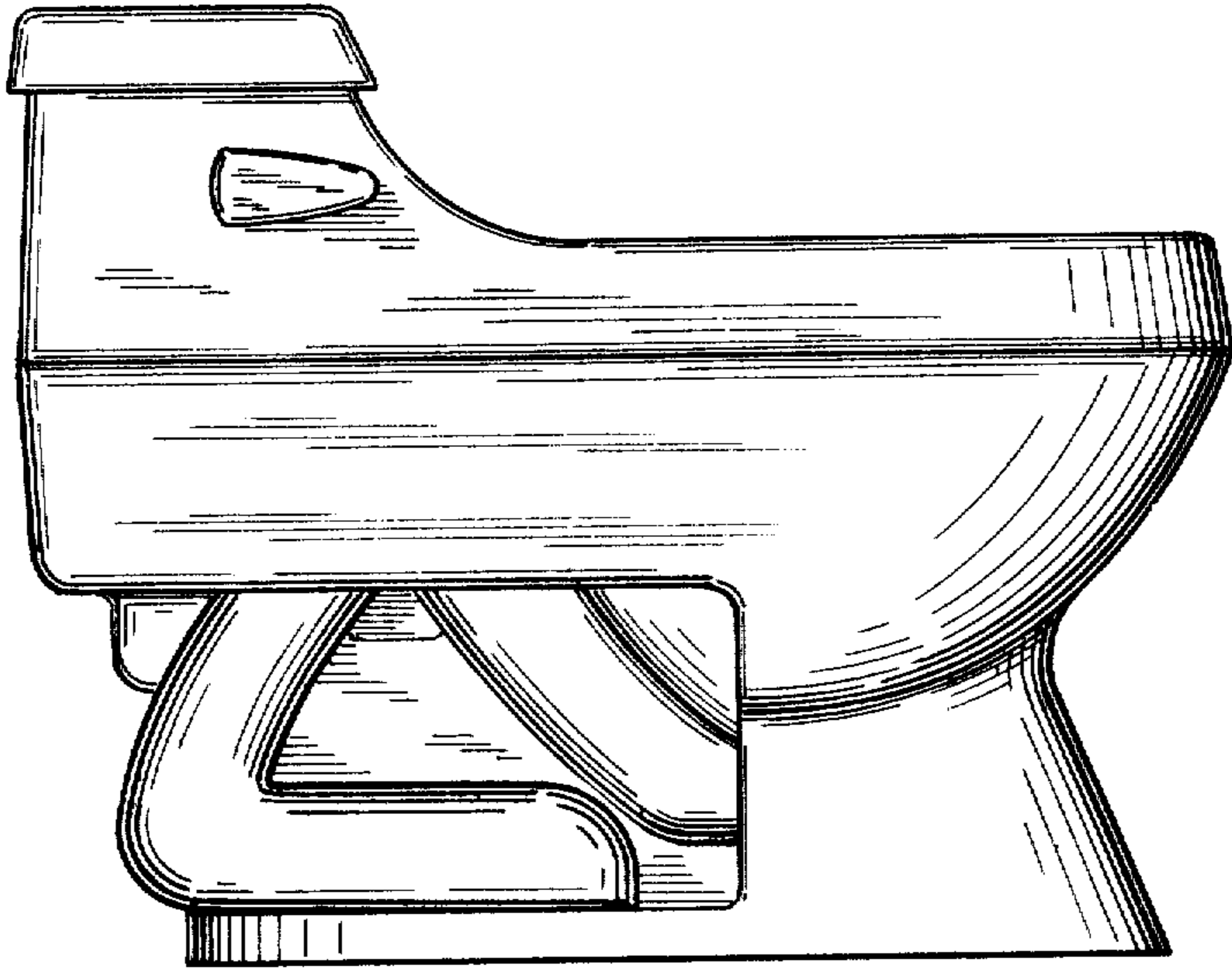
*Fig. 3*



*Fig. 2*



*Fig. 4*



*Fig. 5*

