

[54] **SHOE SOLE CLEANING MACHINE**

[56]

**References Cited**

**U.S. PATENT DOCUMENTS**

[76] Inventors: **Max Muller**, 10920 W. 100 Terr., Overland Park, Kans. 66214; **James F. Corn**, 5032 Clark Dr., Roeland Park, Kans. 66205

3,440,676	4/1969	Beck et al.	15/34 X
3,784,997	1/1974	Beck	15/34 X
3,787,918	1/1974	Ebert	15/34 X
3,849,822	11/1974	Ouellette	15/36

*Primary Examiner*—Catherine E. Kemper  
*Attorney, Agent, or Firm*—Kokjer, Kircher, Bradley, Wharton, Bowman & Johnson

[\*\*] Term: **14 Years**

[57] **CLAIM**

[21] Appl. No.: **209,871**

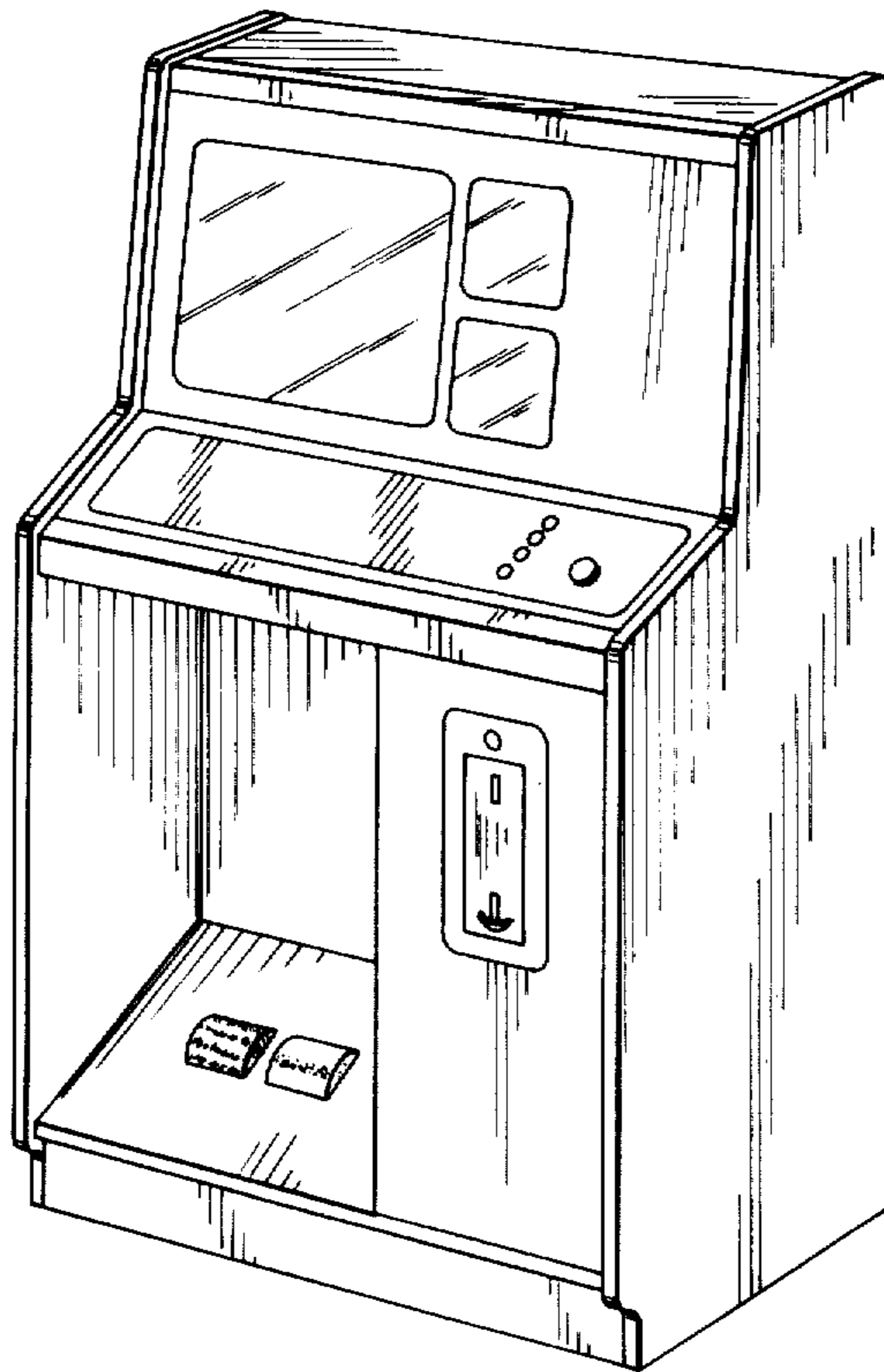
The ornamental design for a shoe sole cleaning machine, as shown and described.

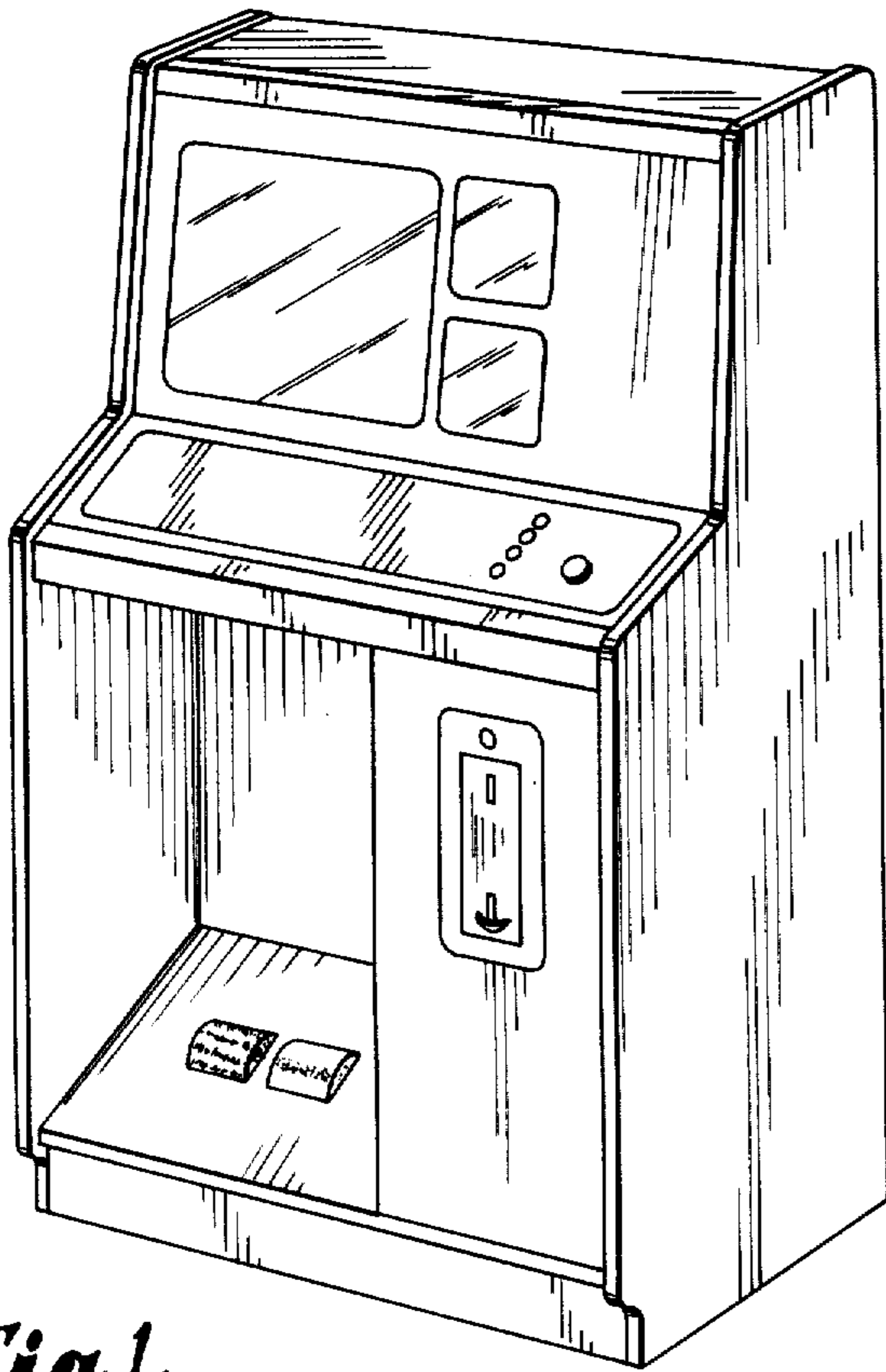
[22] Filed: **Nov. 24, 1980**

**DESCRIPTION**


- [51] Int. Cl. .... **D15—05**
- [52] U.S. Cl. .... **D32/01**
- [58] Field of Search ..... 15/30, 34, 36, 97 A;  
D32/1

**FIG. 1** is a perspective view of a shoe sole cleaning machine embodying our new design;  
**FIG. 2** is a front elevational view thereof;  
**FIG. 3** is a side elevational view thereof;  
**FIG. 4** is a top plan view thereof.



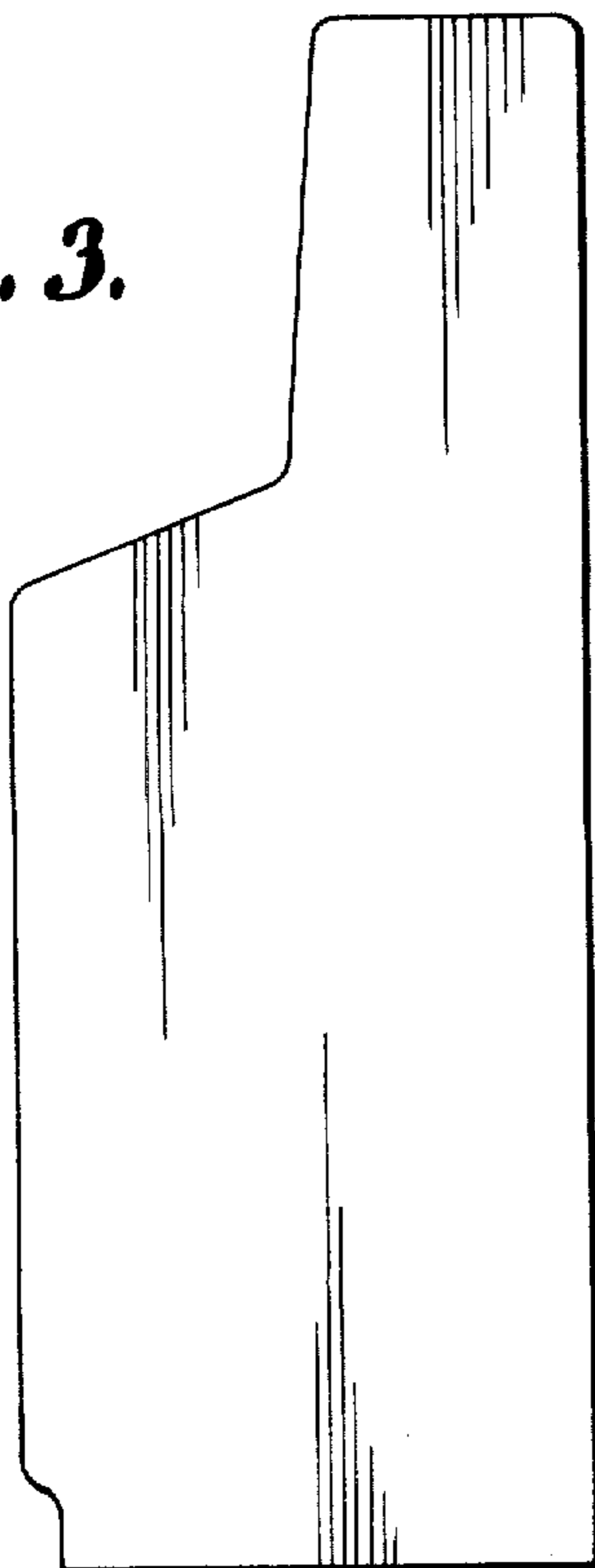


*Fig. 1.*



*Fig. 2.*

*Fig. 3.*



*Fig. 4.*

