

[54] STIRRUP FOR SUSPENDING BOOKS, PAPERS AND THE LIKE ON THE FACE OF AN INCLINED DRAWING BOARD

D. 51,944 4/1918 Yakish ..... D8/366  
D. 137,205 2/1944 Petzke ..... D8/373  
D. 248,910 8/1978 DeFilippo ..... D8/373  
3,986,649 10/1976 Heimstra ..... 211/42

[76] Inventor: James C. Rogers, 144 Main St., Lakeville, Mass. 02346

FOREIGN PATENT DOCUMENTS

1383609 2/1975 United Kingdom ..... 248/441 B

[\*\*] Term: 14 Years

Primary Examiner—George P. Word

[21] Appl. No.: 236,827

Attorney, Agent, or Firm—Robert T. Gammons

[22] Filed: Feb. 23, 1981

[57] CLAIM

[51] Int. Cl. .... D19-99

The ornamental design for a stirrup for suspending books, papers and the like on the face of an inclined drawing board, substantially as shown and described.

[52] U.S. Cl. .... D19/91; D8/366; D8/371; D8/373; D19/52

DESCRIPTION

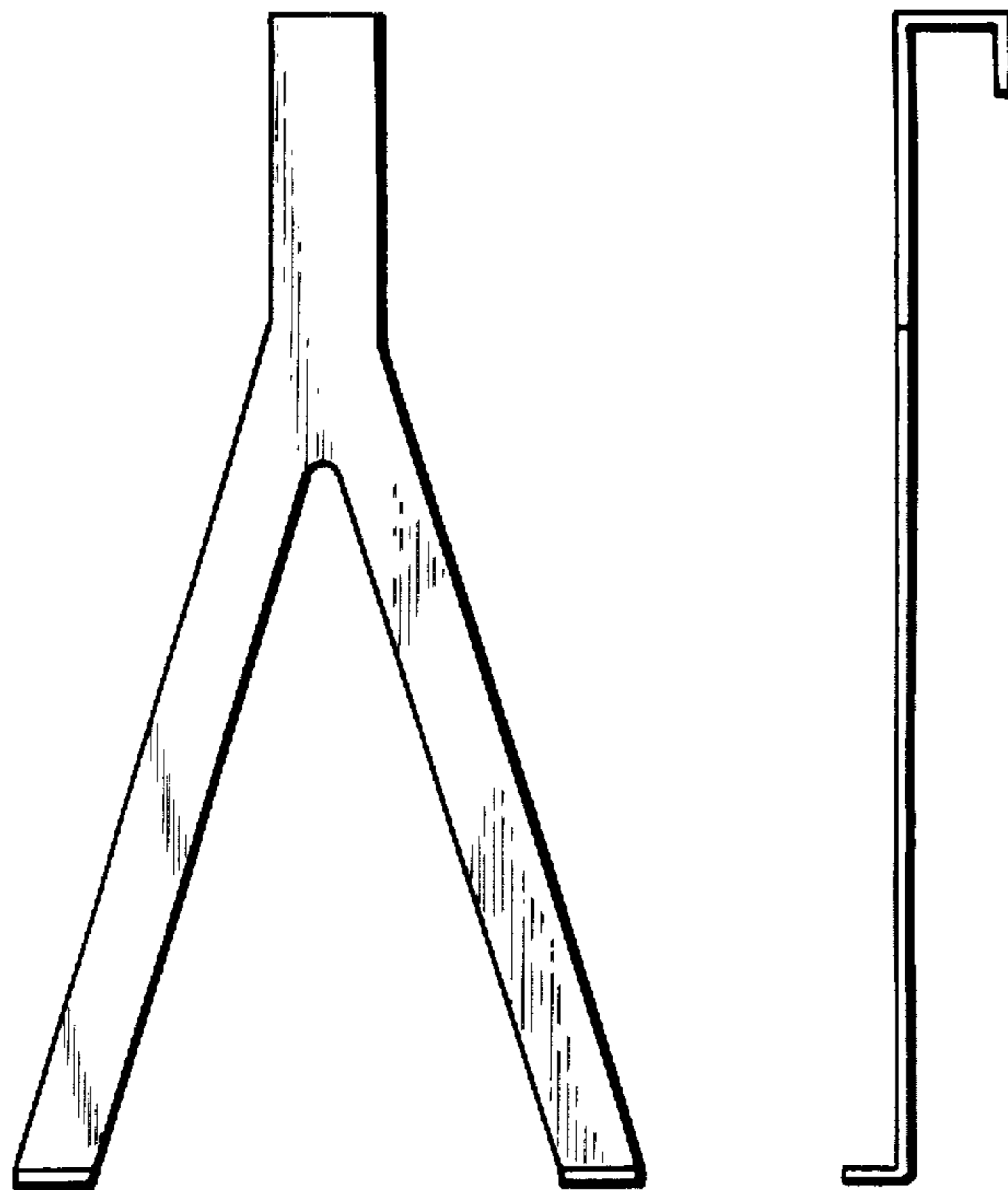
[58] Field of Search ..... D19/35, 65, 75, 52, D19/90, 91, 99, 100; D6/102, 85, 120, 142, 156, 136, 137, 184; D8/367, 370-373, 384; 248/441 B, 441 C, 227, 301, 304, 339-340; 40/152.1; 211/35, 41, 42

FIG. 1 is a front elevational view of a stirrup for suspending books, papers and the like on the face of an inclined drawing board showing my new design; FIG. 2 is a rear elevational view thereof; FIG. 3 is a right side elevational view, the opposite side being a mirror image thereof; FIG. 4 is a top plan view thereof; and FIG. 5 is a bottom plan view thereof.

[56] References Cited

U.S. PATENT DOCUMENTS

D. 31,976 12/1899 Hogue ..... D8/373



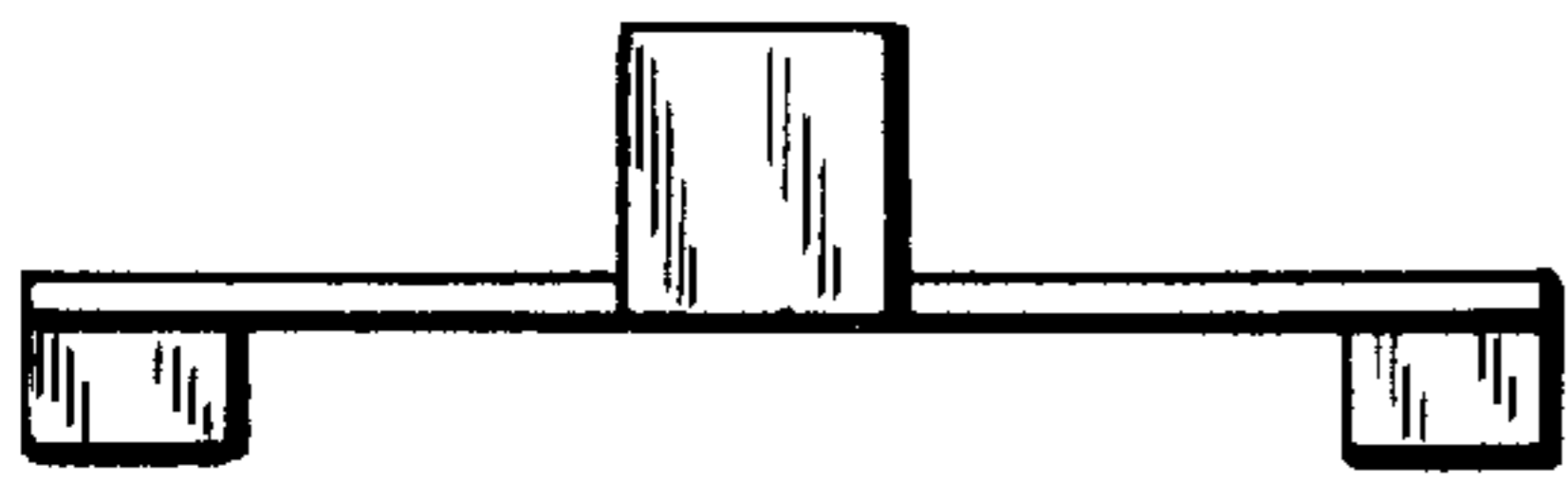


FIG. 4

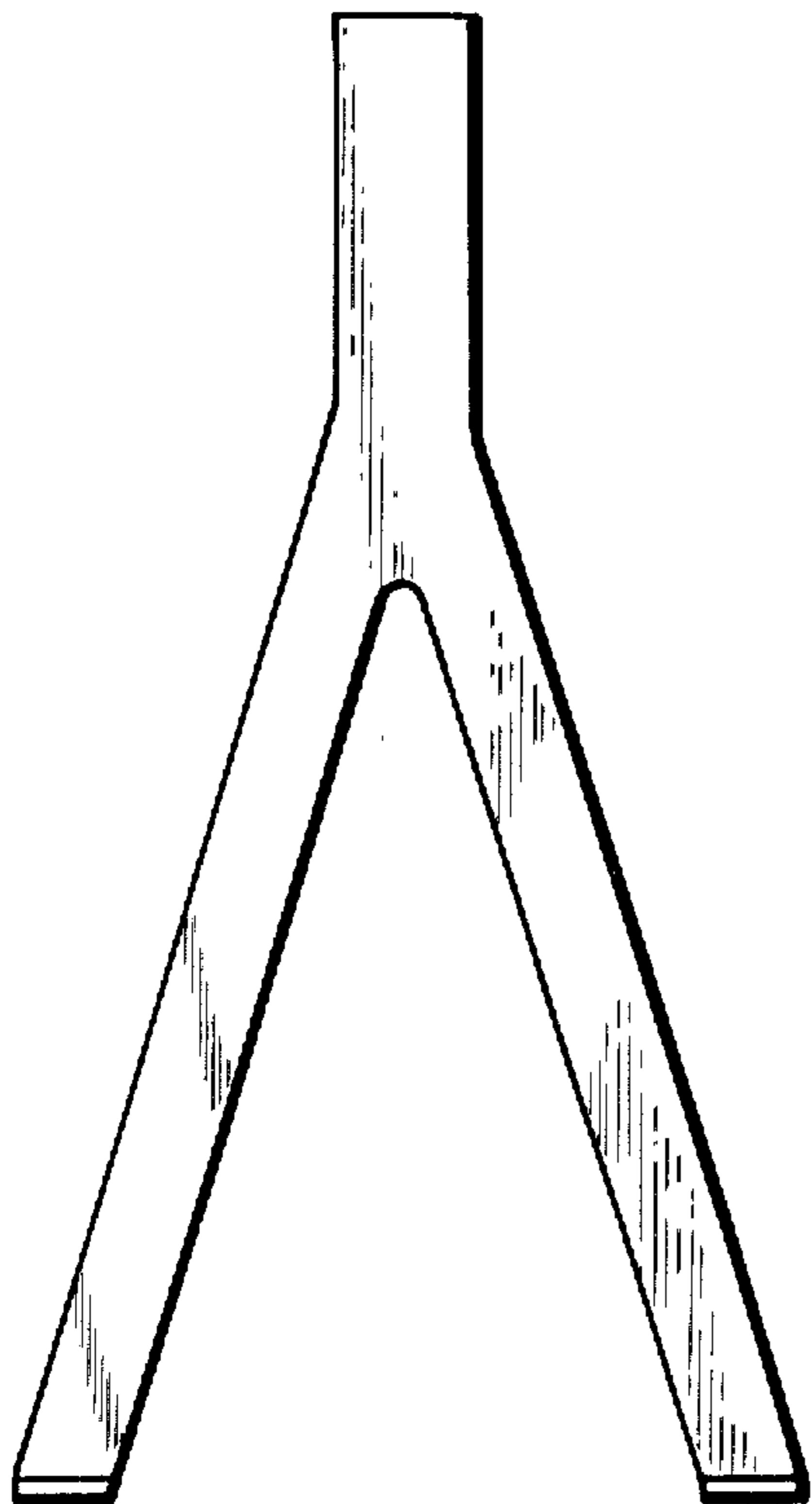


FIG. 1

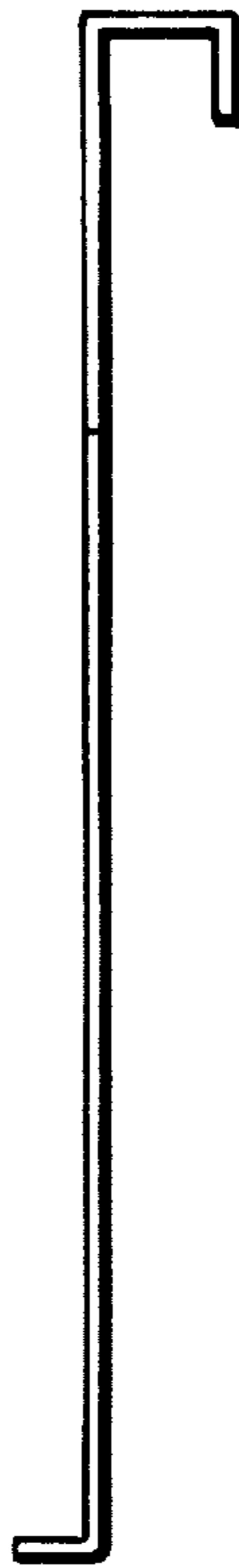


FIG. 3

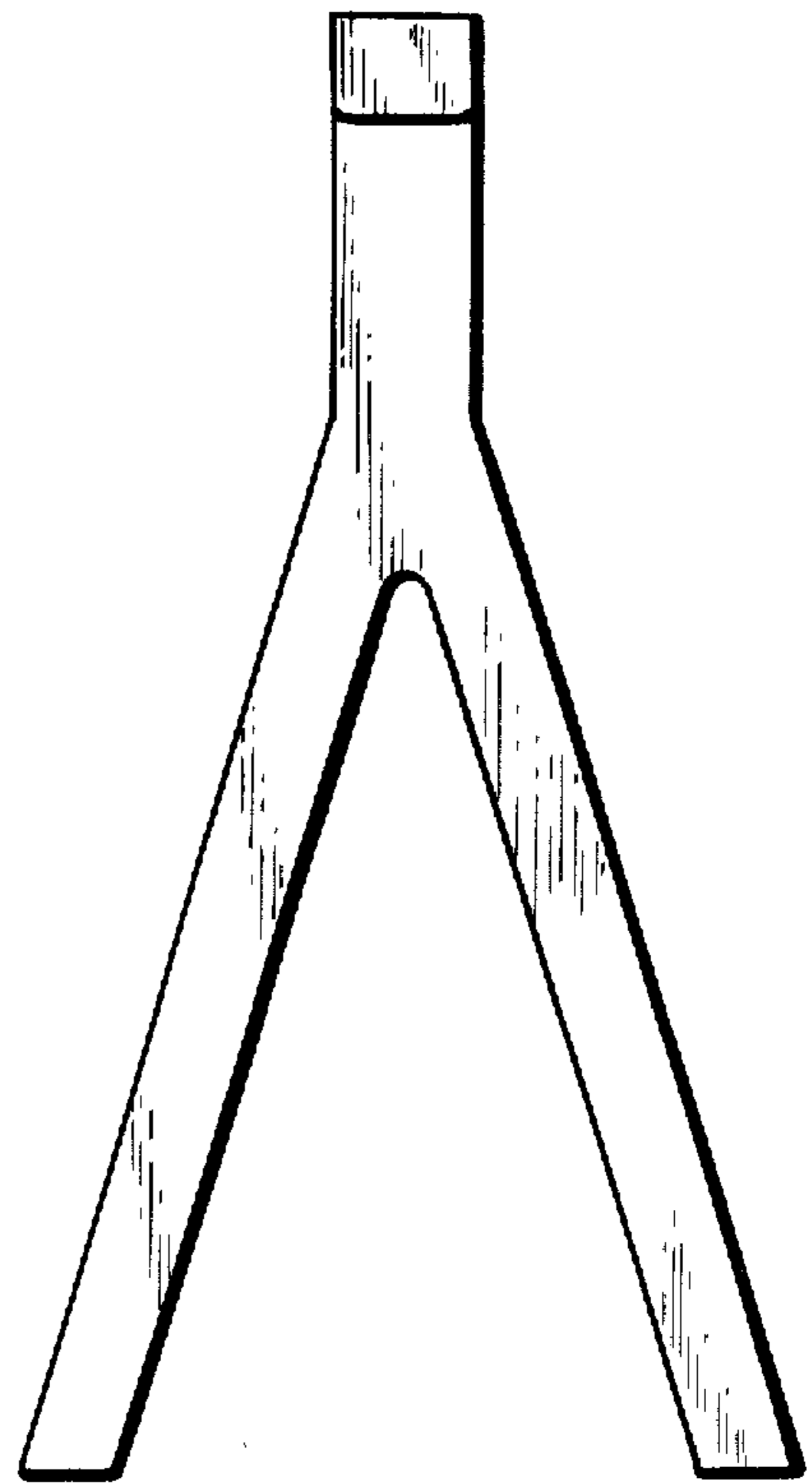


FIG. 2



FIG. 5