

[54] COMBINED SWITCH HOUSING AND INTEGRAL MOUNTING BRACKET

[75] Inventors: Thomas J. Holce, Portland; Charles M. Huckins, Tigard, both of Oreg.

[73] Assignee: Sentrol, Inc., Portland, Oreg.

[**] Term: 14 Years

[21] Appl. No.: 177,521

[22] Filed: Aug. 12, 1980

[51] Int. Cl. D13-03

[52] U.S. Cl. D13/38; D13/32

[58] Field of Search D13/32, 38; 200/293, 200/295, 300, 328, 159; 174/50, 52 R

[56] References Cited

U.S. PATENT DOCUMENTS

- 3,339,050 8/1967 Mitchell 200/295
- 3,354,454 11/1967 Rueger 174/52 R X

3,425,023 1/1969 Krol et al. 174/52 R X

Primary Examiner—Susan J. Lucas
Attorney, Agent, or Firm—Chernoff & Vilhauer

[57] CLAIM

The ornamental design for a combined switch housing and integral mounting bracket, as shown and described.

DESCRIPTION

FIG. 1 is a pictorial view of a combined switch housing and integral mounting bracket, embodying our new design;

FIG. 2 is a plan view thereof, on an enlarged scale;

FIG. 3 is a front elevational view thereof, on an enlarged scale;

FIG. 4 is a left elevational view thereof, on an enlarged scale;

FIG. 5 is a right elevational view thereof, on an enlarged scale; and

FIG. 6 is a rear elevational view thereof, on an enlarged scale.




FIG. 1

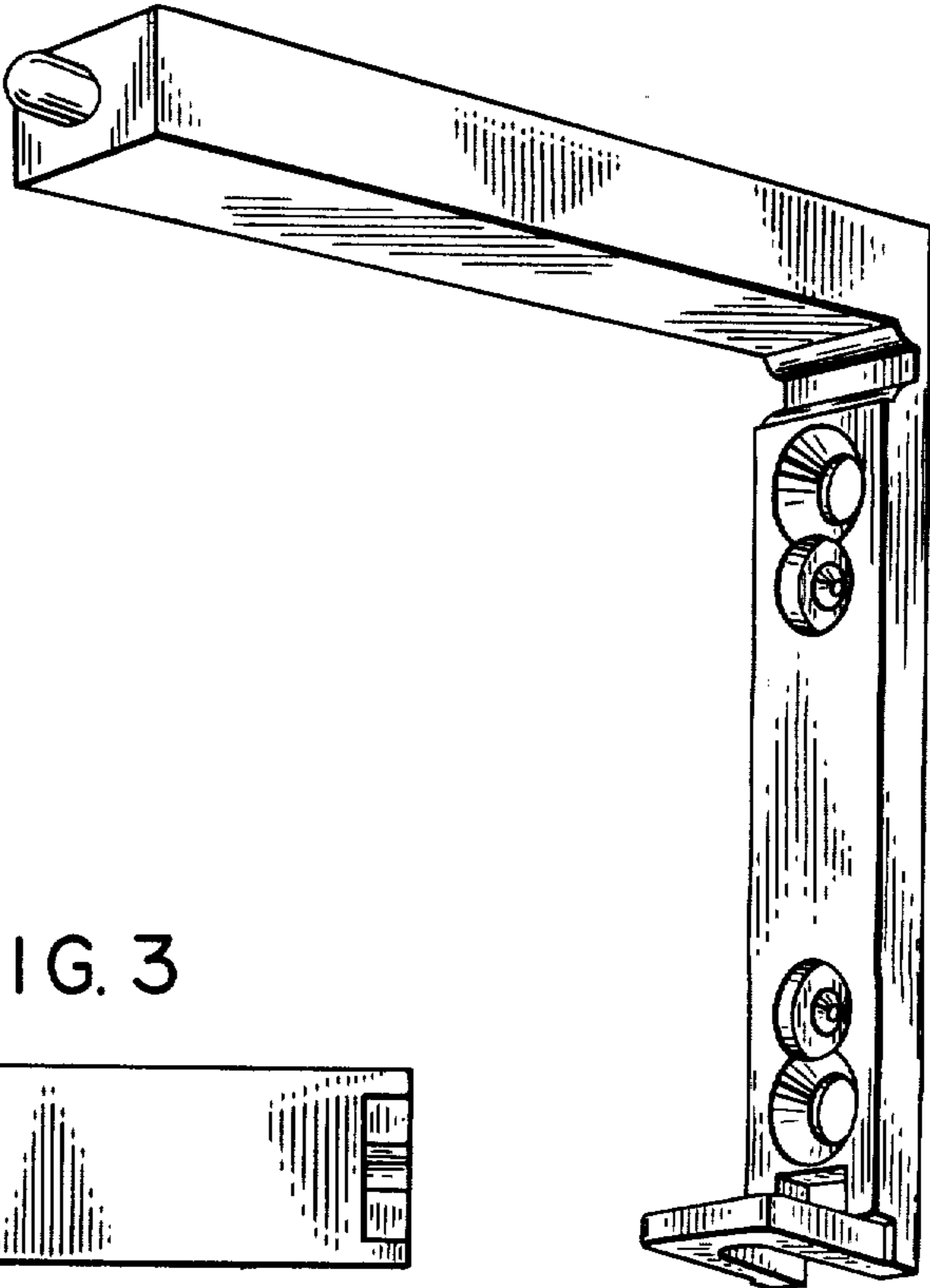


FIG. 3

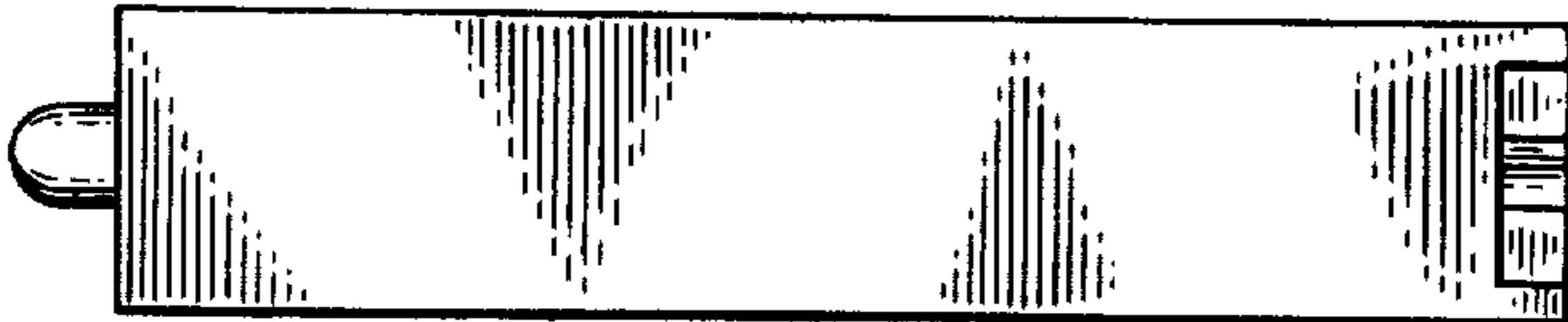


FIG. 2

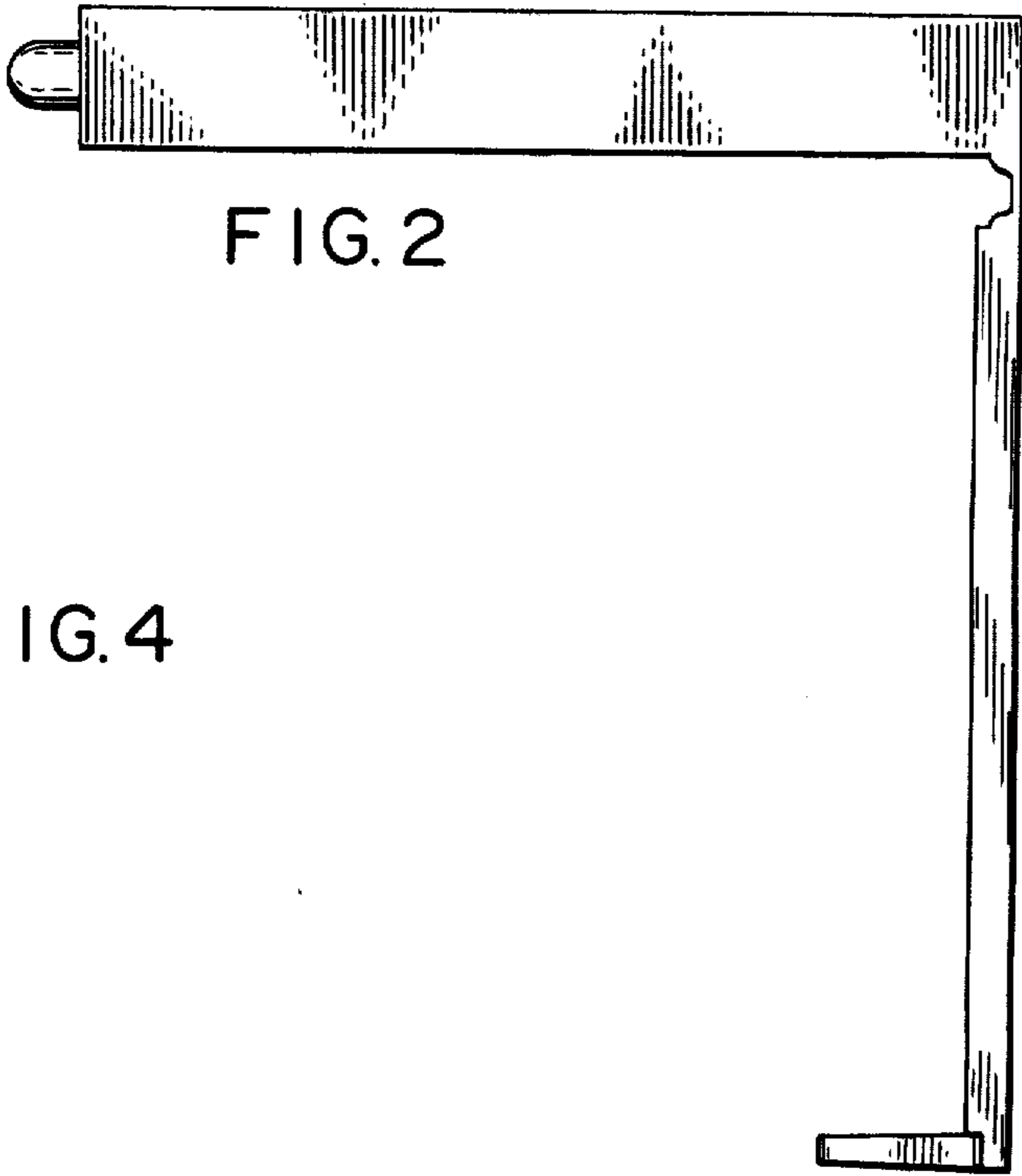


FIG. 4

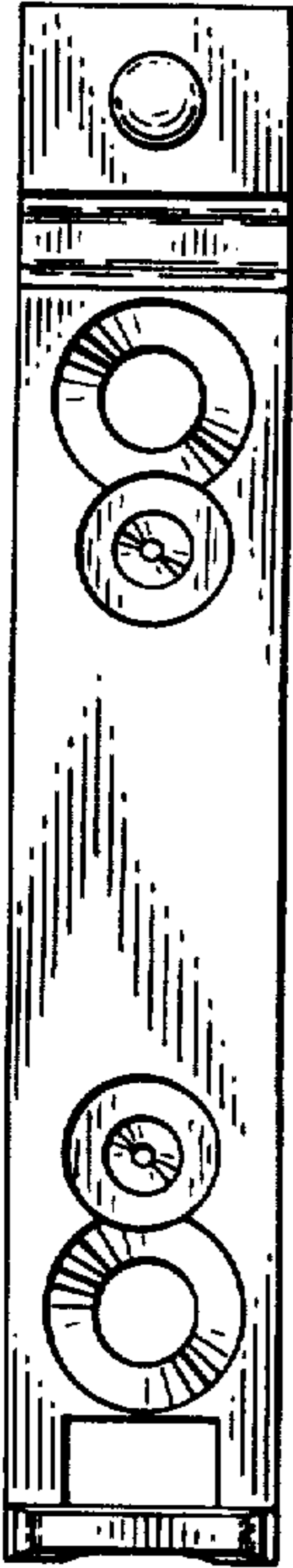


FIG. 5




FIG. 6

