

[54] **MOTORIZED REAR VIEW MIRROR**

[75] **Inventor:** Bernard C. Sharp, White Plains, N.Y.

[73] **Assignee:** Parker-Hannifin Corporation,
Shelton, Conn.

[**] **Term:** 14 Years

[21] **Appl. No.:** 218,960

[22] **Filed:** Dec. 22, 1980

[51] **Int. Cl.** D12-16

[52] **U.S. Cl.** D12/187

[58] **Field of Search** D12/187; 350/288, 289,
350/307; 248/481, 484, 485, 486, 479, 476

[56] **References Cited**

U.S. PATENT DOCUMENTS

D. 263,130 2/1982 Vitaloni D12/187

FOREIGN PATENT DOCUMENTS

2839138 3/1980 Fed. Rep. of Germany 350/307
2908675 9/1980 Fed. Rep. of Germany 248/481
2322764 4/1977 France 248/481

Primary Examiner—James M. Gandy
Attorney, Agent, or Firm—Albert C. Johnston


[57] **CLAIM**

The ornamental design for a motorized rear view mirror, substantially as shown and described.

DESCRIPTION

FIG. 1 is a front elevational view of a motorized rear view mirror embodying my new design;
FIG. 2 is an outer end elevational view thereof;
FIG. 3 is a back elevational view thereof;
FIG. 4 is an inner end elevational view thereof;
FIG. 5 is a top plan view thereof; and
FIG. 6 is a bottom plan view thereof.

The broken line indications in FIGS. 1, 2, 3 and 4 of an attached mirror mounting are for illustrative purposes only and are not part of the new design.






FIG. 2

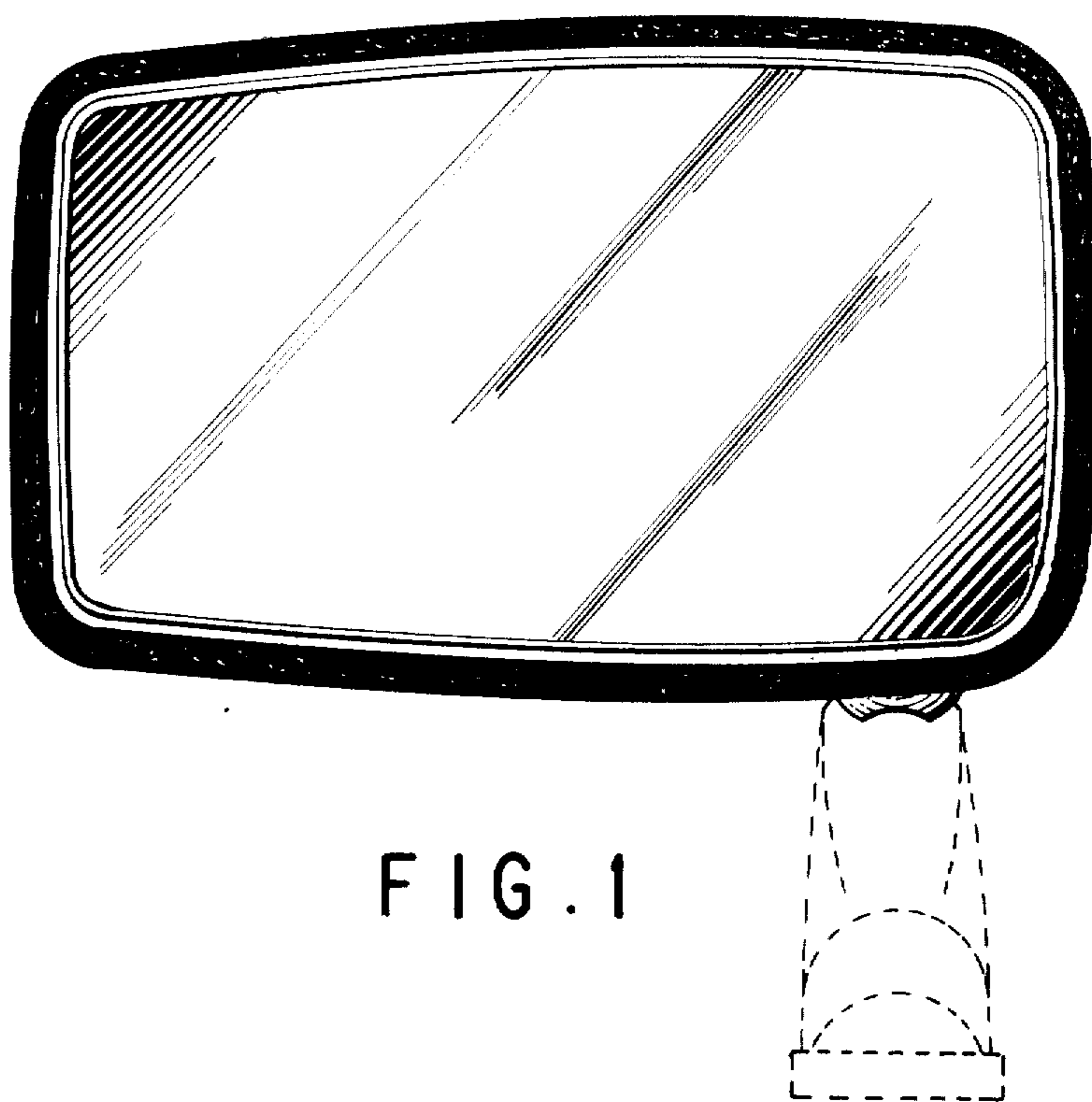


FIG. 1

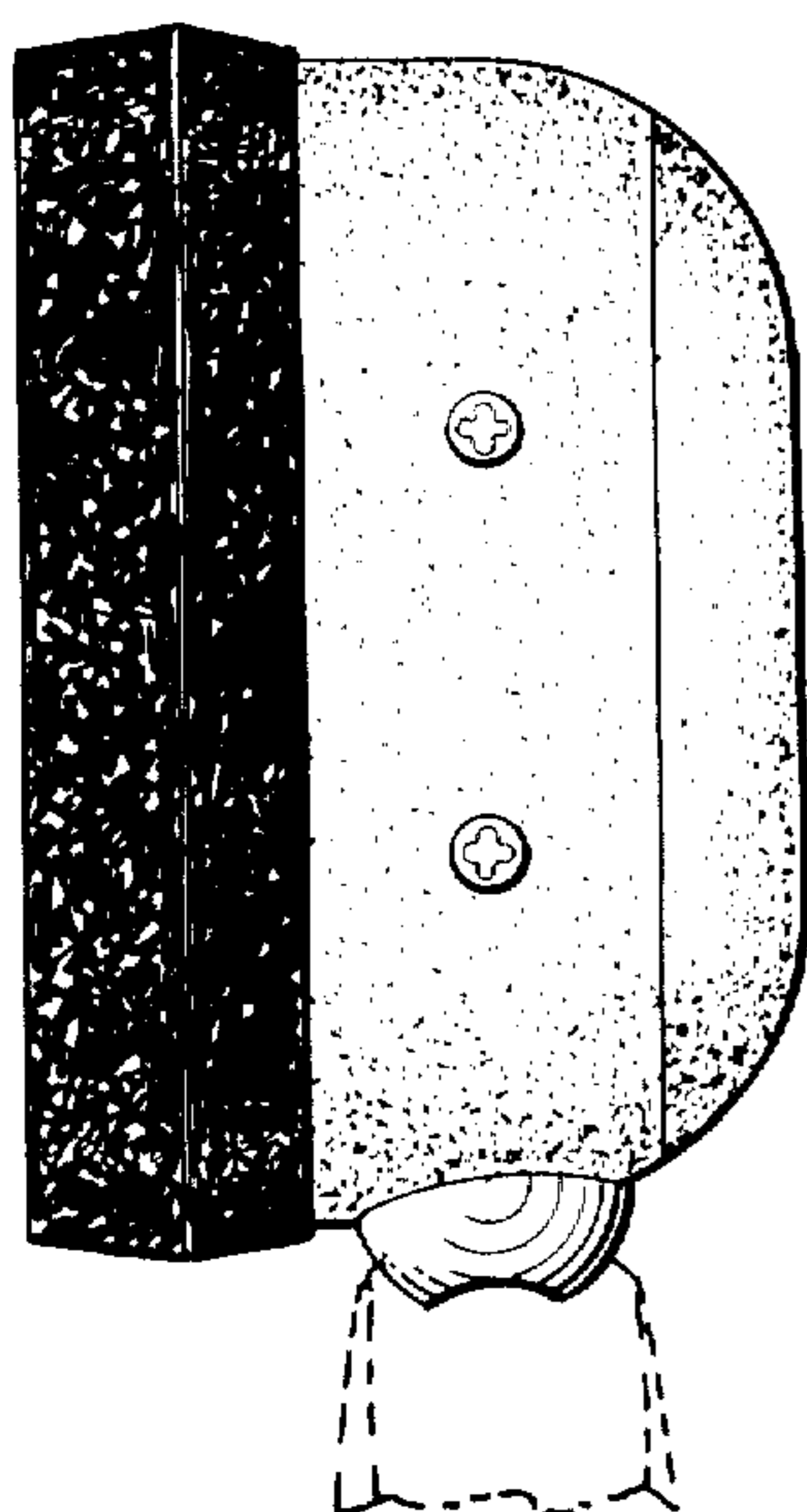


FIG. 4

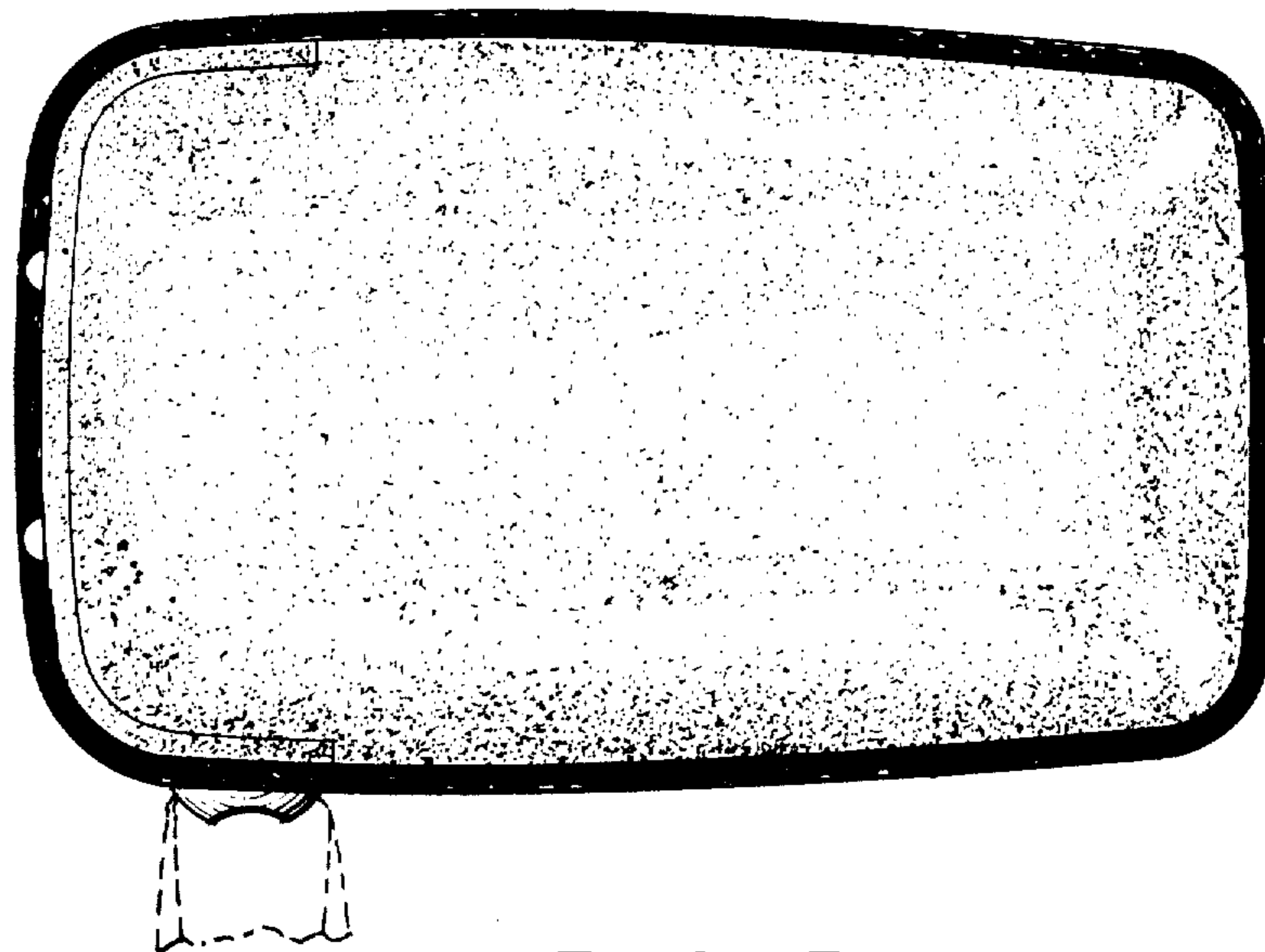


FIG. 3




FIG. 5




FIG. 6