

[54] **PACKAGING CONTAINER**
 [75] Inventors: **Gerhard Adamson**, West Milford;
Walter F. Rousseau, Glen Rock, both
 of N.J.
 [73] Assignee: **Union Carbide Corporation**,
 Danbury, Conn.
 [**] Term: **14 Years**
 [21] Appl. No.: **179,814**
 [22] Filed: **Aug. 20, 1980**

[51] Int. Cl. **D9-03**
 [52] U.S. Cl. **D9/416**
 [58] Field of Search 229/17 R, 17 S;
 206/233, 601, 604, 605, 608, 611, 620-622;
 221/63, 33, 48; D9/416, 418, 432, 438

[56] **References Cited**
U.S. PATENT DOCUMENTS
 D. 163,132 5/1951 Muller-Munk D9/416
 D. 212,684 11/1968 Roccaforte et al. D9/416
 D. 215,414 9/1969 Roccaforte et al. D9/416
 2,012,692 12/1961 Petersen 221/63
 2,085,882 7/1937 Wandel 206/57
 2,126,106 8/1938 Goldberg 229/17
 2,529,853 11/1950 Taggart 206/57

2,621,788 12/1952 Hitchcock 206/57
 2,651,409 9/1953 Fay 206/57
 3,144,961 8/1964 Phenner 221/48
 3,145,840 8/1964 Wright 206/57
 3,195,772 7/1965 Buttery 221/33
 3,227,359 1/1966 Hanlon 206/66
 3,306,492 2/1967 Kugler 221/63
 3,309,834 3/1967 Buttery 53/21
 3,395,830 8/1968 Buttery 221/63
 3,606,080 9/1971 Lynch et al. 221/63
 3,826,361 7/1974 Heckrodt 206/49
 4,175,673 4/1938 Stompe 206/57

Primary Examiner—Robert C. Spangler
Attorney, Agent, or Firm—John C. LeFever

[57] **CLAIM**

The ornamental design for a packaging container, as shown and described.

DESCRIPTION

FIG. 1 is a front perspective view of a packaging container showing our new design;
 FIG. 2 is a view similar to FIG. 1 but with the opening flap removed;
 FIG. 3 is a side elevational view, showing the side not seen in FIG. 1;
 FIG. 4 is a rear elevational view; and
 FIG. 5 is a bottom plan view thereof.
 The dash lines in FIG. 1 represent score lines.

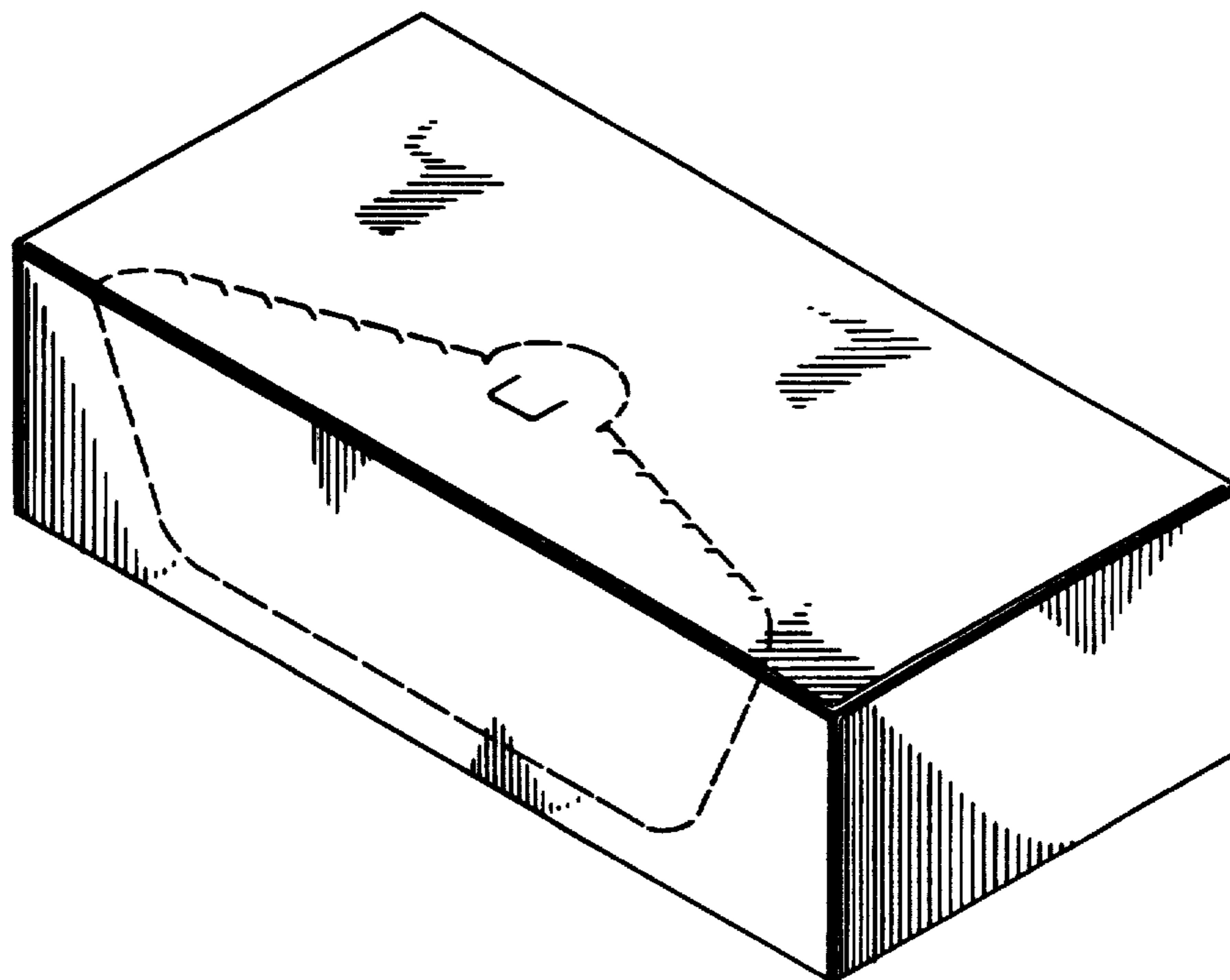
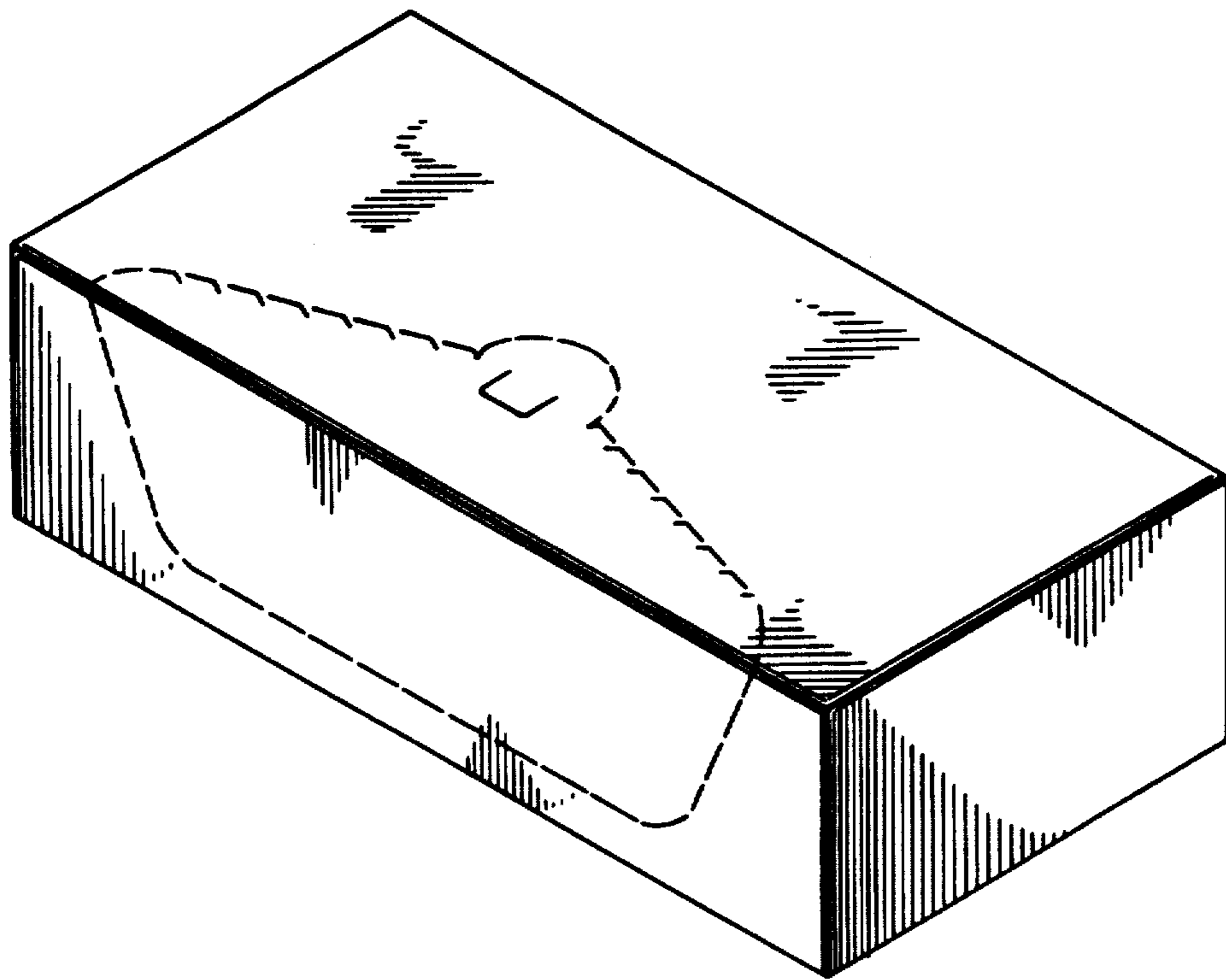


FIG. 1



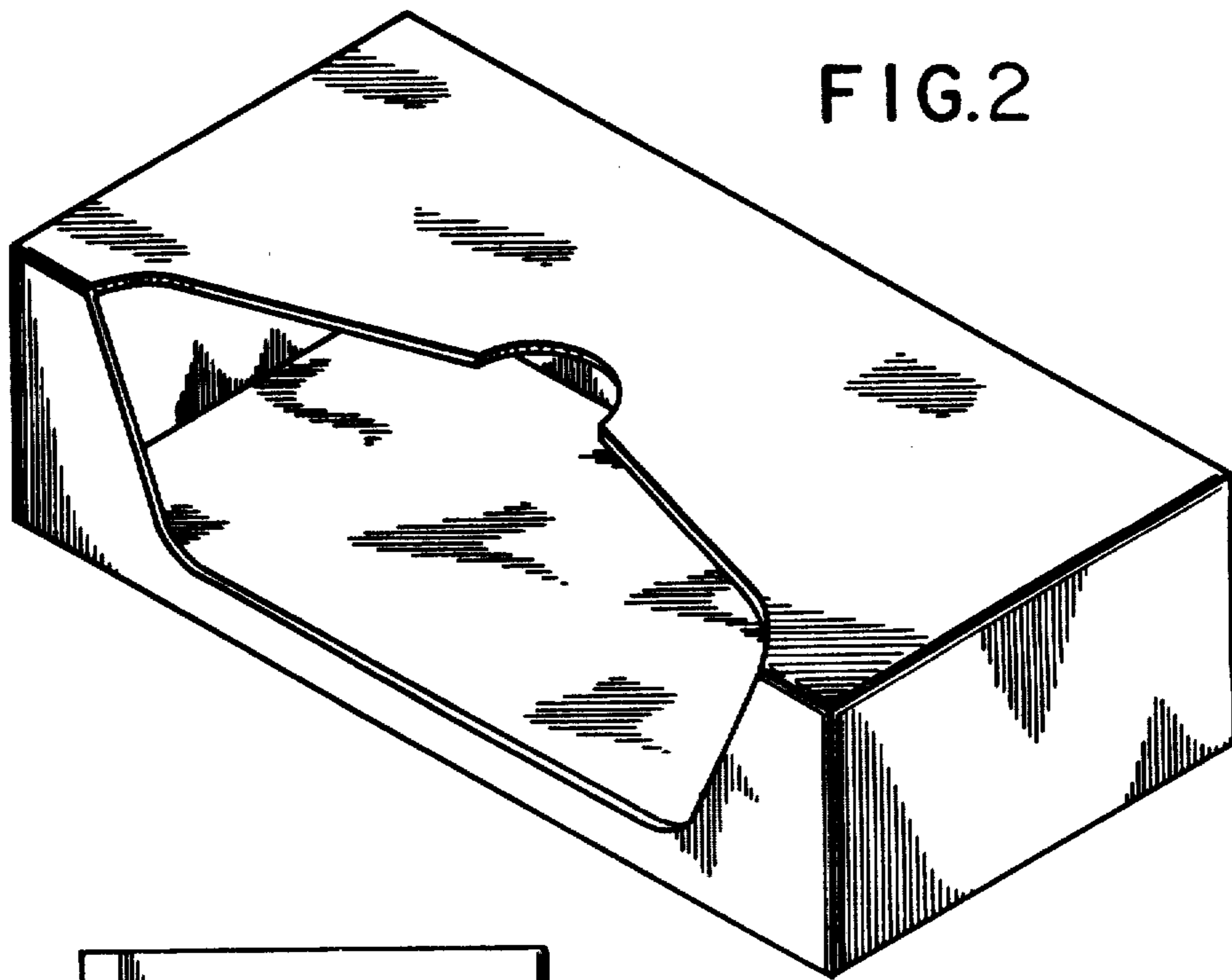


FIG. 2



FIG. 3

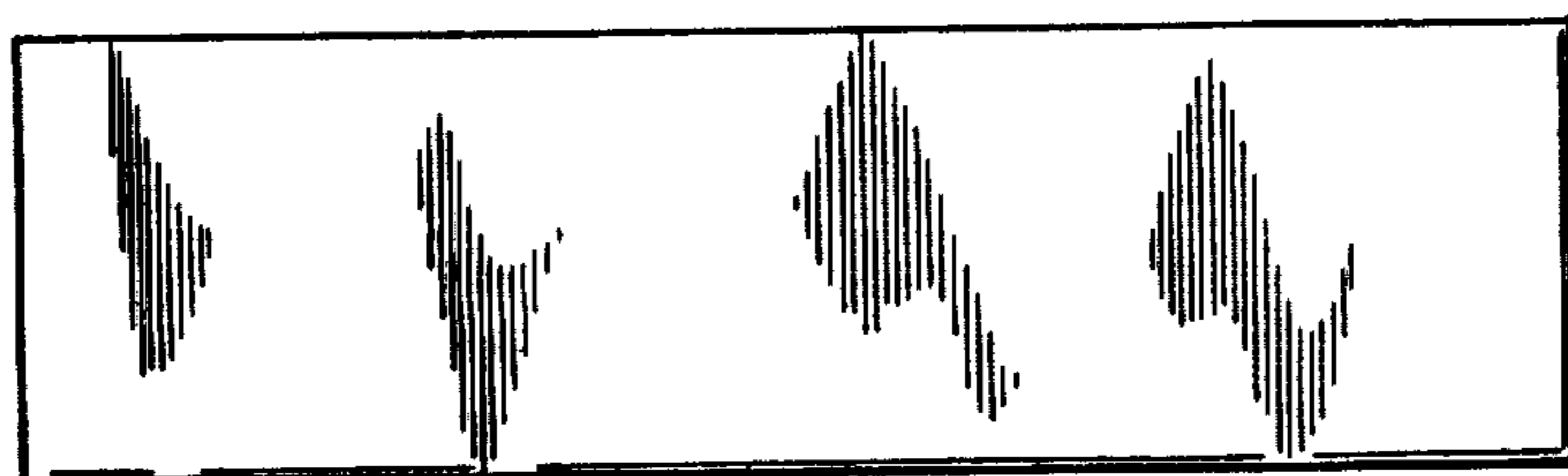


FIG. 4




FIG. 5