

[54] **CHAIR PANEL**

[75] Inventor: **James W. Hull**, Huntington Beach, Calif.

[73] Assignee: **H. W. Hull & Sons, Inc.**, Gardena, Calif.

[**] Term: **14 Years**

[21] Appl. No.: **343,965**

[22] Filed: **Jan. 29, 1982**

Related U.S. Application Data

[62] Division of Ser. No. 166,377, Jul. 7, 1980.

[51] Int. Cl. **D6-99**

[52] U.S. Cl. **D6/193; D6/197**

[58] Field of Search **D6/47-78, D6/191, 193, 197**

[56] **References Cited**

U.S. PATENT DOCUMENTS

D. 22,327	4/1893	Mark	D6/197
D. 197,070	12/1963	Smith	D6/193
D. 219,651	1/1971	Fisher	D6/68
D. 253,207	10/1979	Brooks	D6/68 X
D. 263,011	2/1982	Lee et al.	D6/197 X

Primary Examiner—Bruce W. Dunkins
Attorney, Agent, or Firm—G. Donald Weber, Jr.

[57] **CLAIM**

The ornamental design for a chair panel, as shown and described.


DESCRIPTION

FIG. 1 is a plan view of the chair panel of the instant invention.

FIG. 2 is a bottom view of the chair panel shown in FIG. 1.

FIG. 3 is a top view of the chair panel shown in FIG. 1.

FIG. 4 is an end view of the chair panel shown in FIG. 1. The opposite end view is the mirror image of FIG. 4.



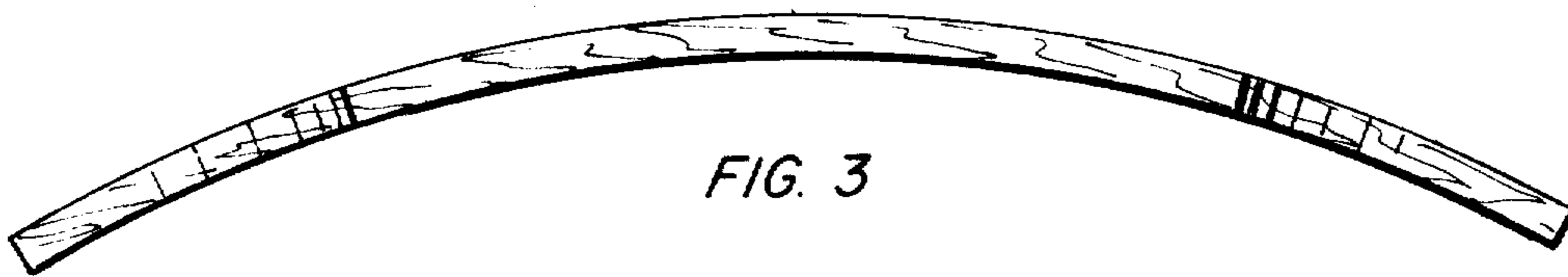


FIG. 3




FIG. 1




FIG. 4




FIG. 2