

[54] ELECTRIC SHAVER

[75] Inventors: Florian Seiffert, Grünwald, Fed. Rep. of Germany; Noboru Abe, Kadoma, Japan

[73] Assignee: Matsushita Electric Works, Ltd., Osaka, Japan

[\*\*] Term: 14 Years

[21] Appl. No.: 221,689

[22] Filed: Dec. 30, 1980

[30] Foreign Application Priority Data

Jul. 7, 1980 [JP] Japan ..... 55-27247

[51] Int. Cl. .... D28-03

[52] U.S. Cl. .... D28/51

[58] Field of Search ..... D28/44, 45, 49-53; 30/32, 34 R, 34.1, 41.9, 42, 43, 43.7-43.92, 85, 90

[56] References Cited

U.S. PATENT DOCUMENTS

D. 160,805 11/1950 Otto ..... D28/51  
D. 169,093 3/1953 Otto ..... D28/51

D. 221,504 8/1971 Seiffert ..... D28/51  
D. 245,043 7/1977 Beeren et al. .... D28/51

FOREIGN PATENT DOCUMENTS

2843947 3/1980 Fed. Rep. of Germany ..... 30/34.1

OTHER PUBLICATIONS

Merchandising, 5/1979, p. 16-Shaver at bottom left.  
Home Furnishings Daily, Tues. 11/12/74, p. 19-Braun Shavers at top right.


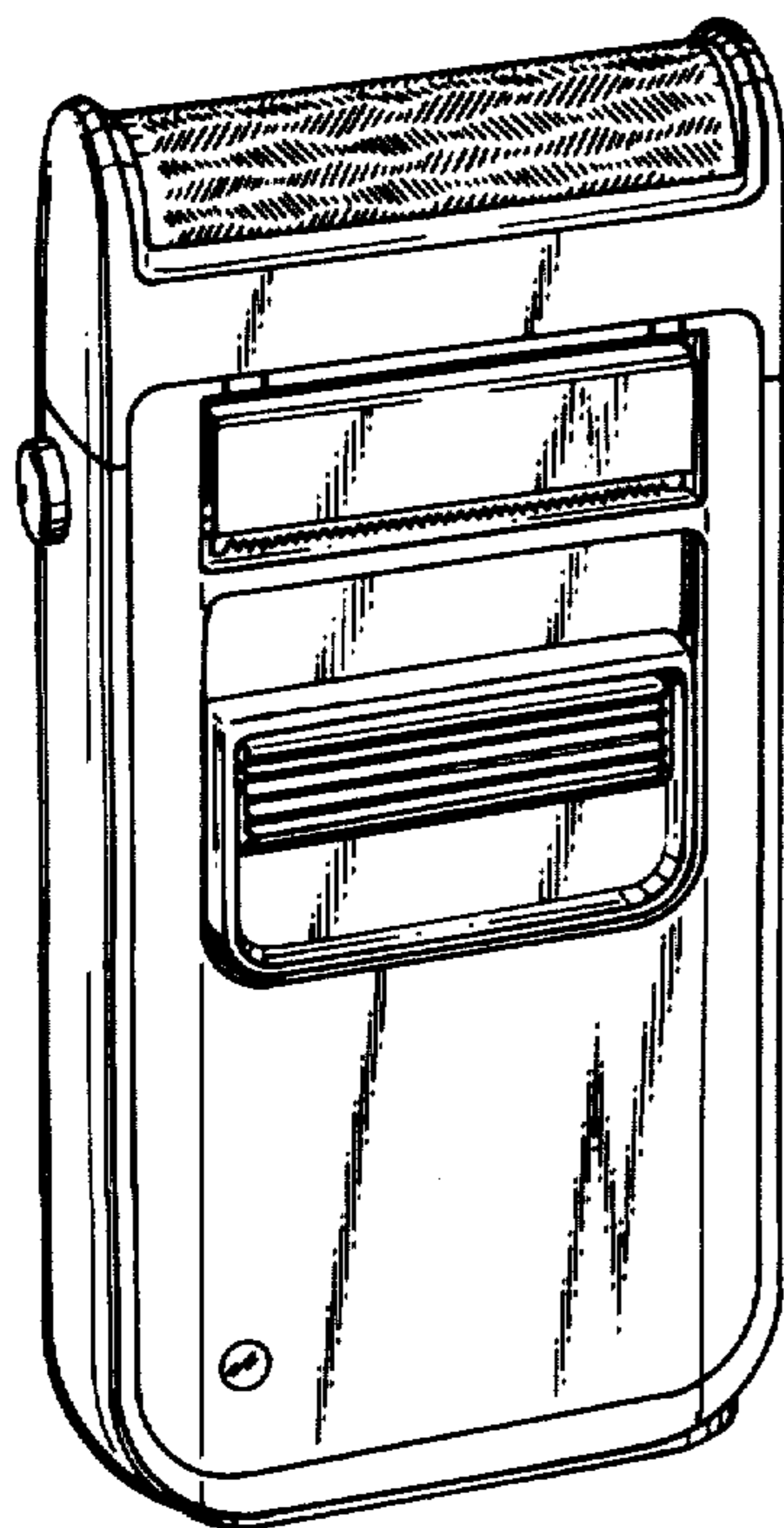
Primary Examiner—Louis S. Zarfes  
Attorney, Agent, or Firm—Sughrue, Mion, Zinn, Macpeak & Seas

[57] CLAIM

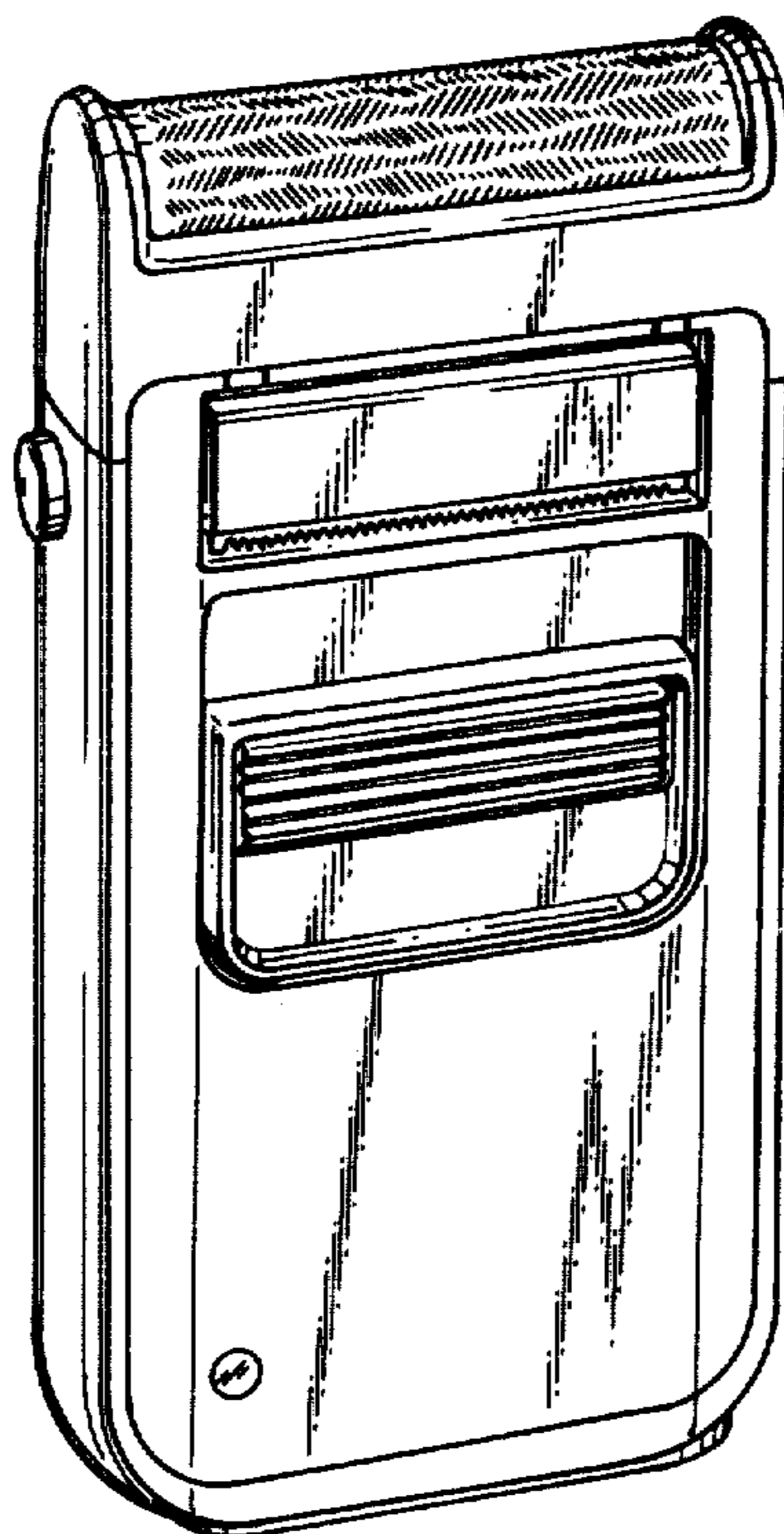
The ornamental design for an electric shaver, as shown.

DESCRIPTION


FIG. 1 is a front, top and left side perspective view of an electric shaver showing our new design; FIG. 2 is a rear elevational view thereof; FIG. 3 is a left side elevational view thereof; FIG. 4 is a right side elevational view thereof; FIG. 5 is a top plan view thereof; and FIG. 6 is a bottom plan view thereof.




*Fig. 1*




*Fig. 2*




*Fig. 3*



*Fig. 4*



*Fig. 5*



*Fig. 6*

