

[54] HAND SHOWER

[75] Inventor: Odo Klose, Wuppertal, Fed. Rep. of Germany

[73] Assignee: Friedrich Grohe Armaturenfabrik GmbH & Co., Hemer, Fed. Rep. of Germany

[**] Term: 14 Years

[21] Appl. No.: 296,623

[22] Filed: Aug. 27, 1981

[30] Foreign Application Priority Data

Mar. 16, 1981 [DE] Fed. Rep. of Germany MR 7136

[51] Int. Cl. D23-01

[52] U.S. Cl. D23/35

[58] Field of Search D23/34-38; 4/596, 601, 619; 239/211, 282, 283, 310, 318, 380-383, 443-449, 499, 525, 529, 548, 551, 552, 556, 558-560, 563, 564, 567, 568, 581-583, 586-588, 590.3, 590.5

[56] References Cited

U.S. PATENT DOCUMENTS

D. 146,308	2/1947	Harman	D23/35
D. 212,535	10/1968	Barker	D23/35
D. 224,834	9/1972	Landell	D23/35
D. 251,678	4/1979	Kwan	D23/35
D. 253,069	10/1979	Ogilvie	D23/35
D. 258,677	3/1981	Larsson	D23/35
D. 261,300	10/1981	Klose	D23/35
3,776,469	12/1973	Joannon	239/446
3,865,310	2/1975	Elkins et al.	239/283
3,929,287	12/1975	Givler et al.	239/449 X
4,091,998	5/1978	Peterson	239/283

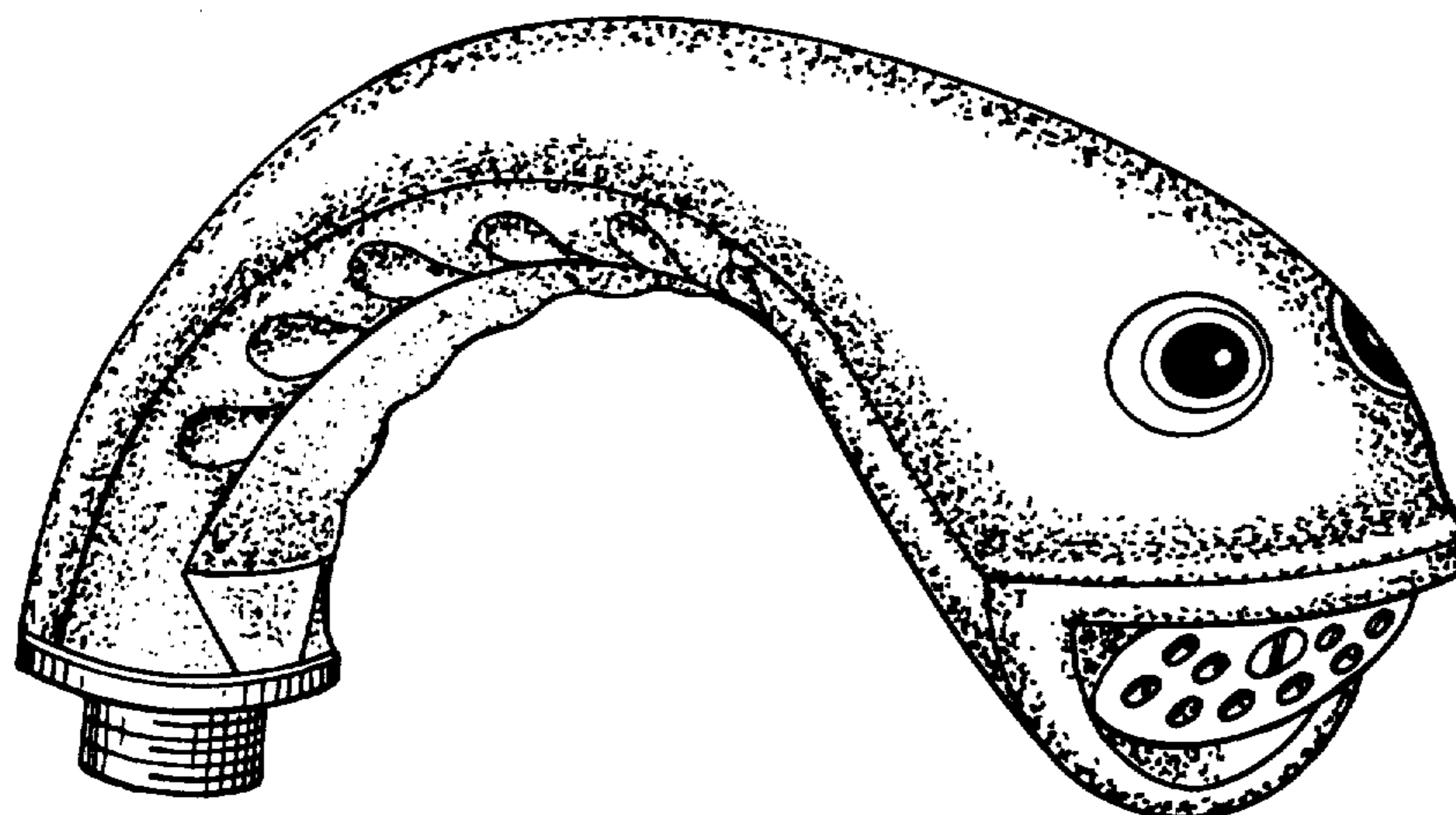
Primary Examiner—James R. Largen
Attorney, Agent, or Firm—James B. Raden; Donald J. Lenkszus

[57] CLAIM

The ornamental design for a hand shower, substantially as shown and described.

DESCRIPTION

FIG. 1 is a front perspective view of a hand shower showing my new design;
FIG. 2 is a side view thereof;
FIG. 3 is a top view thereof;
FIG. 4 is a bottom view thereof;
FIG. 5 is a front view thereof; and
FIG. 6 is a rear view thereof.



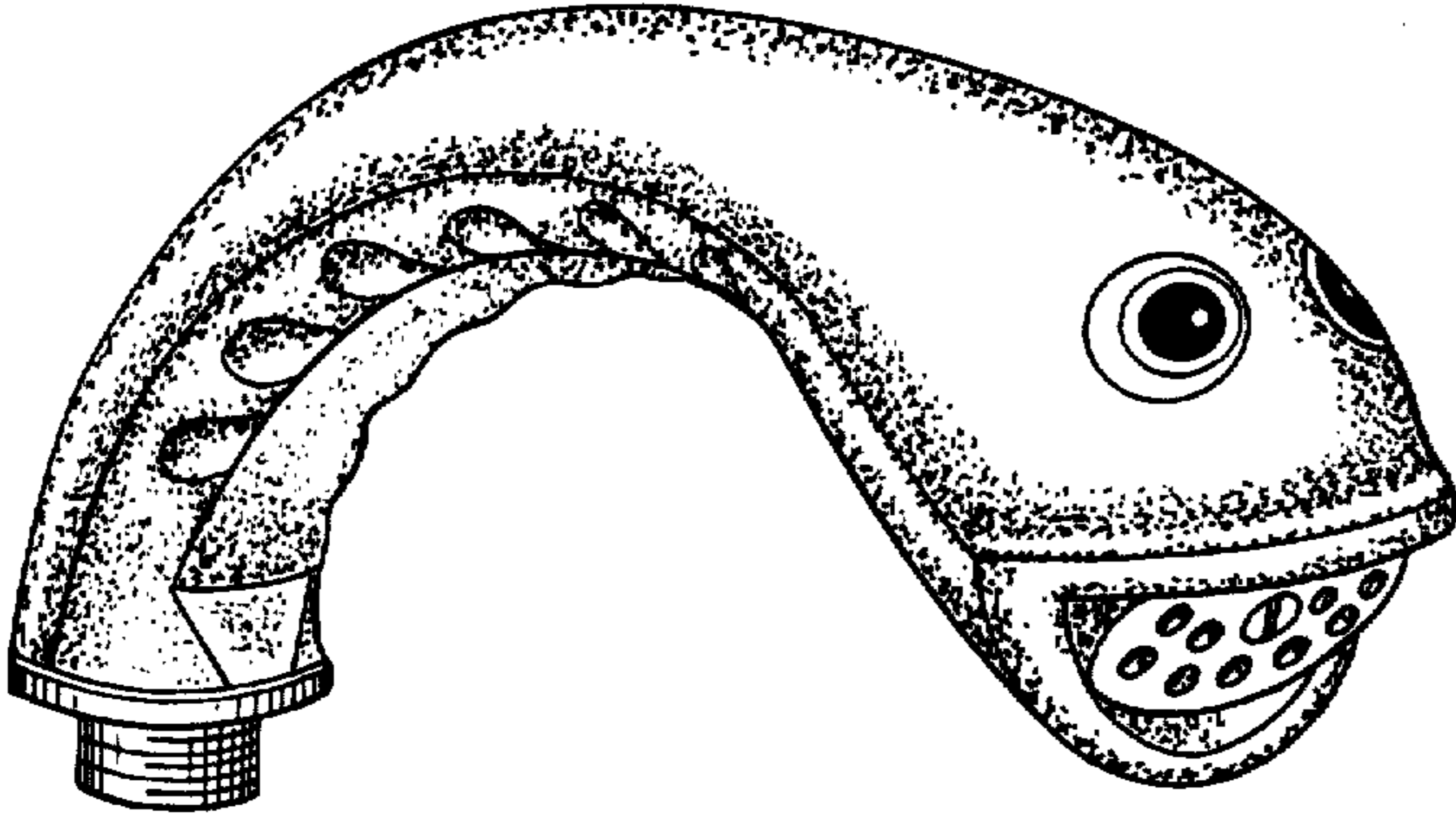


FIG. 1




FIG. 2

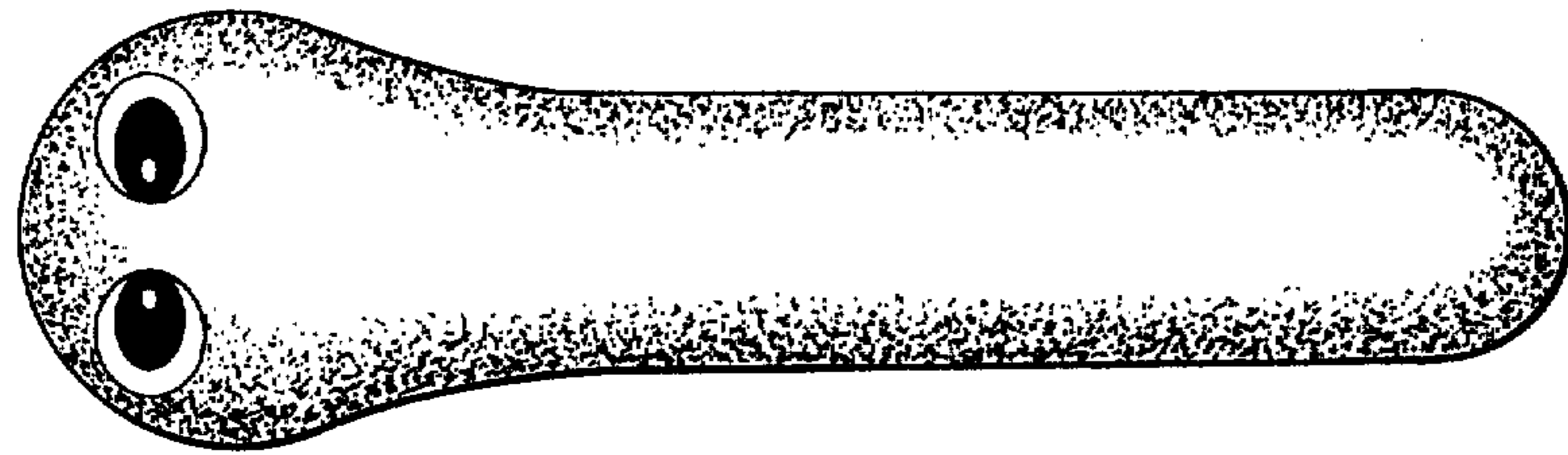


FIG. 3

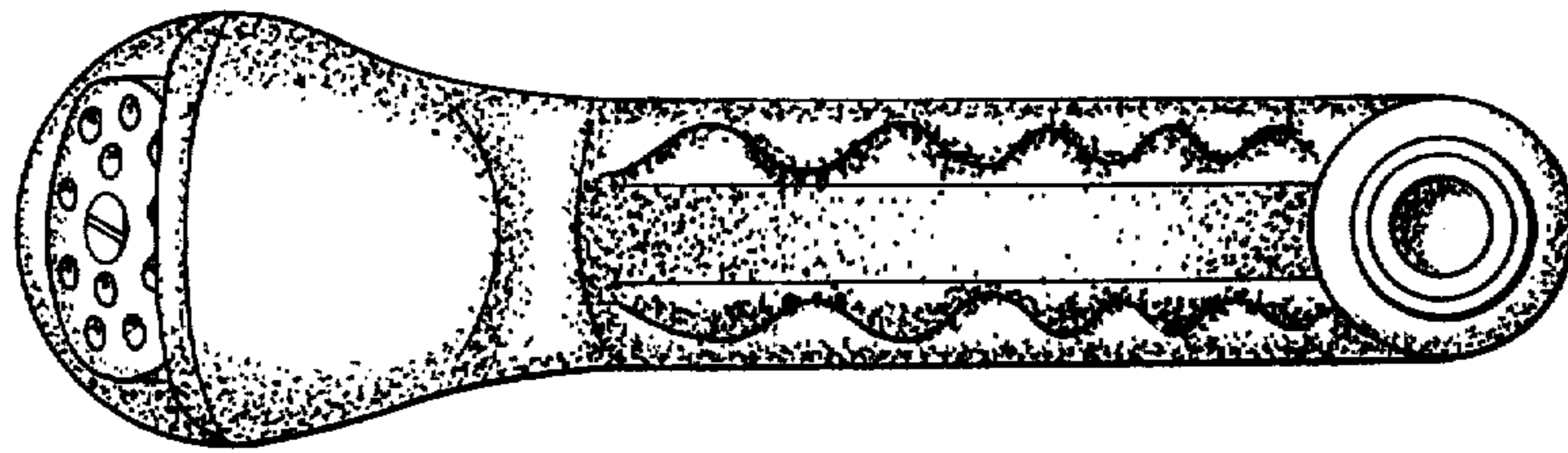


FIG. 4




FIG. 5

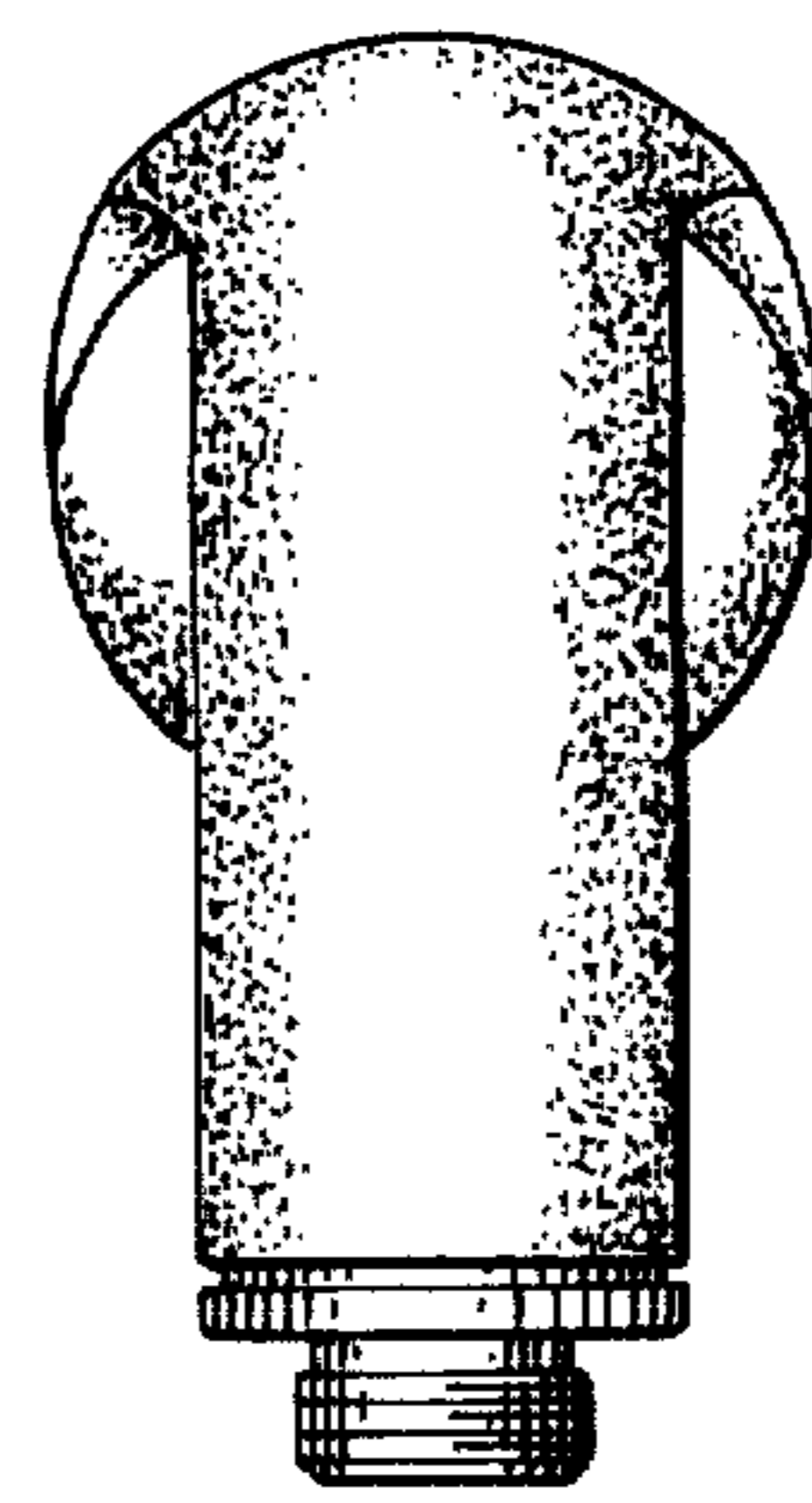


FIG. 6