

[54] HAND SHOWER

[75] Inventor: Bruce R. Thompson, Tranmere, Australia

[73] Assignee: UPL Group Limited, Brisbane, Australia

[**] Term: 14 Years

[21] Appl. No.: 255,538

[22] Filed: Apr. 20, 1981

[30] Foreign Application Priority Data

Jan. 5, 1981 [AU] Australia 82,979

[51] Int. Cl. D23-01

[52] U.S. Cl. D23/35

[58] Field of Search D23/34-38; 4/596, 601, 619; 239/282, 283, 310, 318, 380-383, 443-449, 499, 525, 529, 548, 551, 552, 556, 558-560, 563, 564, 567, 568, 581-583, 586-588, 590.3, 590.5

[56]

References Cited

U.S. PATENT DOCUMENTS

D. 228,908	10/1973	Juhlin	D23/35
D. 237,708	11/1975	Grohe	D23/35
D. 243,609	3/1977	Monö et al.	D23/35
D. 253,069	10/1979	Ogilvie	D23/35
3,865,310	2/1975	Elkins et al.	239/283

Primary Examiner—James R. Largen
Attorney, Agent, or Firm—McDougall, Hersh & Scott

[57]

CLAIM

The ornamental design for a hand shower, as shown and described.

DESCRIPTION

FIG. 1 is a perspective view of a hand shower showing my new design;
FIG. 2 is a front elevational view thereof;
FIG. 3 is a bottom plan view thereof;
FIG. 4 is a top plan view thereof; and
FIG. 5 is a side elevational view thereof.
The flexible tube is broken away in FIG. 1 to indicate indeterminate length and omitted from FIGS. 2 through 5 for convenience of illustration.

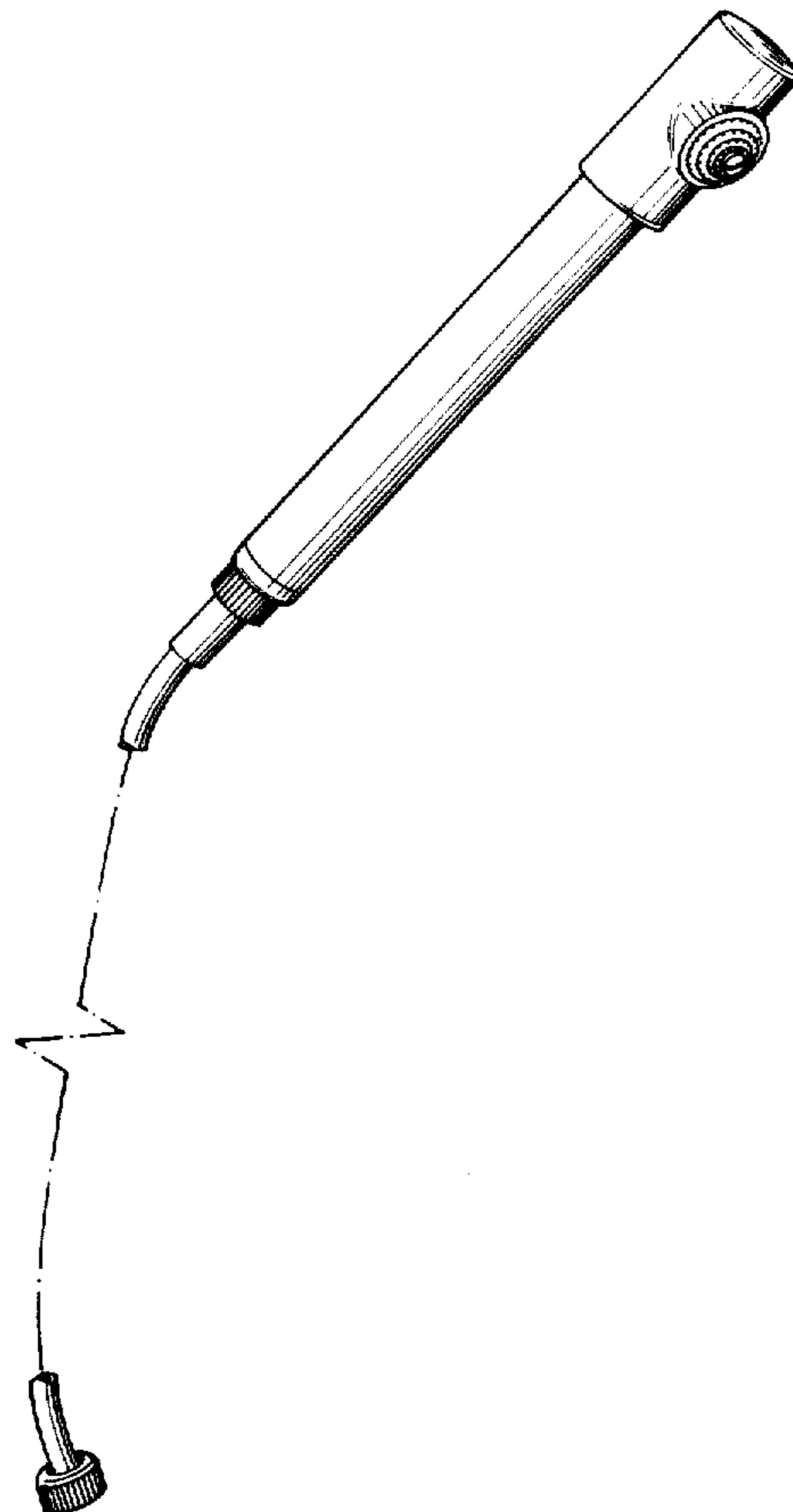


FIG. 1

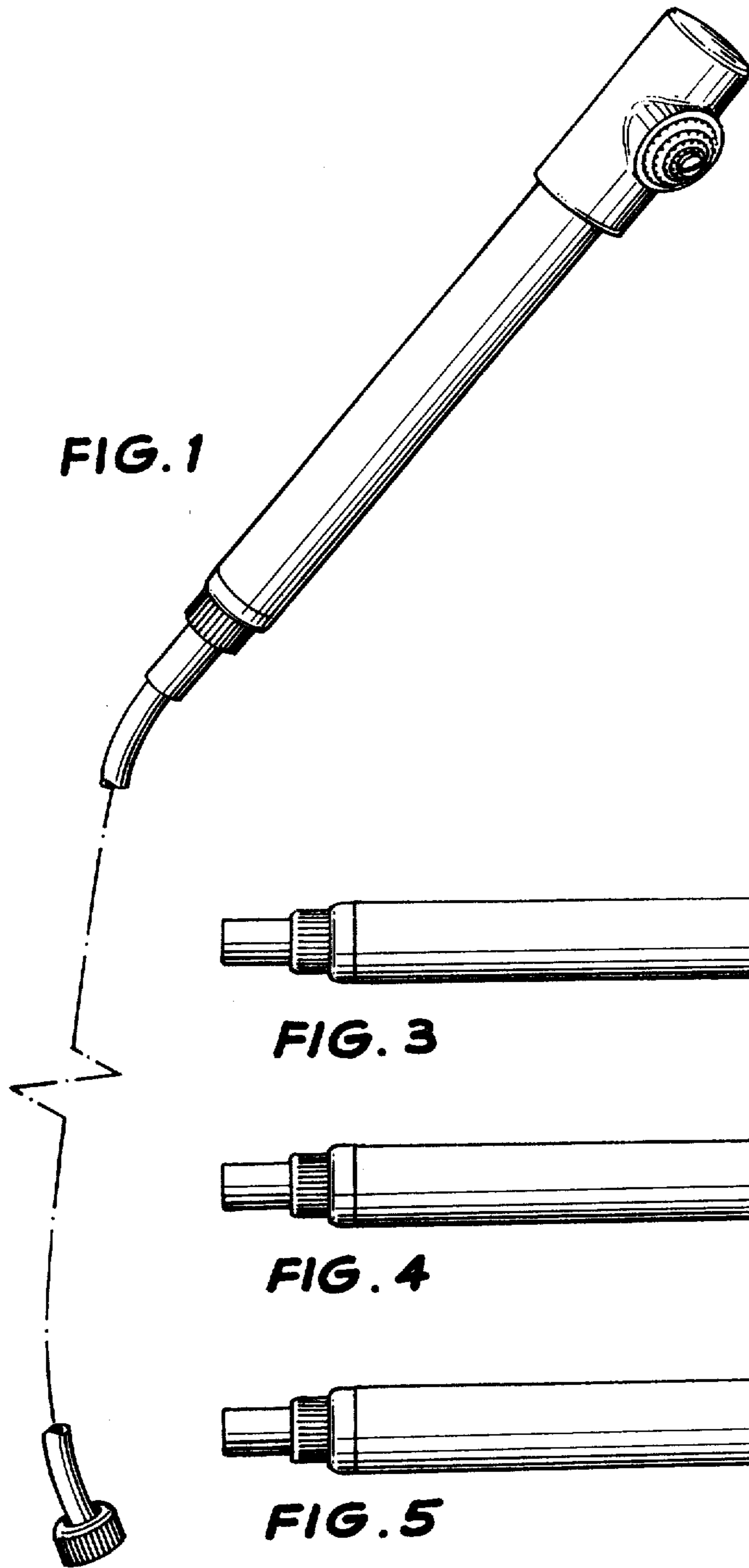


FIG. 2




FIG. 3




FIG. 4




FIG. 5