

[54] **MEAT PACKAGING TRAY OR THE LIKE**  
 [75] **Inventor: Morell J. Holden, Canandaigua, N.Y.**  
 [73] **Assignee: Mobil Oil Corporation, New York, N.Y.**  
 [\*\*] **Term: 14 Years**  
 [21] **Appl. No.: 207,588**  
 [22] **Filed: Nov. 18, 1980**  
 [51] **Int. Cl. .... D9—03**  
 [52] **U.S. Cl. .... D9/425**  
 [58] **Field of Search ..... D9/424, 425, 428, 429, D9/432, 456; 229/1.5 R, 2.5 R**

3,056,232 10/1962 Chaplin ..... 229/2.5  
 3,185,371 5/1965 Reifers ..... 229/2.5  
 3,346,400 10/1967 Roesner ..... 229/2.5  
 3,581,970 6/1971 Colato ..... 229/1.5  
 3,684,633 8/1972 Haase ..... 161/44  
 3,761,011 9/1973 Reifers et al. .  
 3,885,727 5/1975 Gilley ..... 229/2.5  
 3,986,655 10/1976 Rynning .  
 4,162,759 7/1979 Reifers et al. .... 229/2.5

*Primary Examiner*—Robert C. Spangler  
*Attorney, Agent, or Firm*—Charles A. Huggett; Michael G. Gilman; James F. Powers, Jr.

[57] **CLAIM**

The ornamental design for a meat packaging tray or the like, as shown.


[56] **References Cited**

**U.S. PATENT DOCUMENTS**

D. 199,593	11/1964	Reifers .....	D9/425
D. 199,701	12/1964	Kennedy .....	D9/425
D. 227,004	5/1973	Roy et al. .	
D. 245,070	7/1977	Congleton .....	D9/425
D. 256,220	8/1980	Carroll et al. .	
2,777,626	1/1957	French .....	220/2.5

**DESCRIPTION**

FIG. 1 is a plan view of a meat packaging tray showing my new design;  
 FIG. 2 is a side view thereof;  
 FIG. 3 is a vertical cross-section view along line 3—3 of FIG. 1; and  
 FIG. 4 is a detail vertical cross-sectional view of an edge portion thereof.



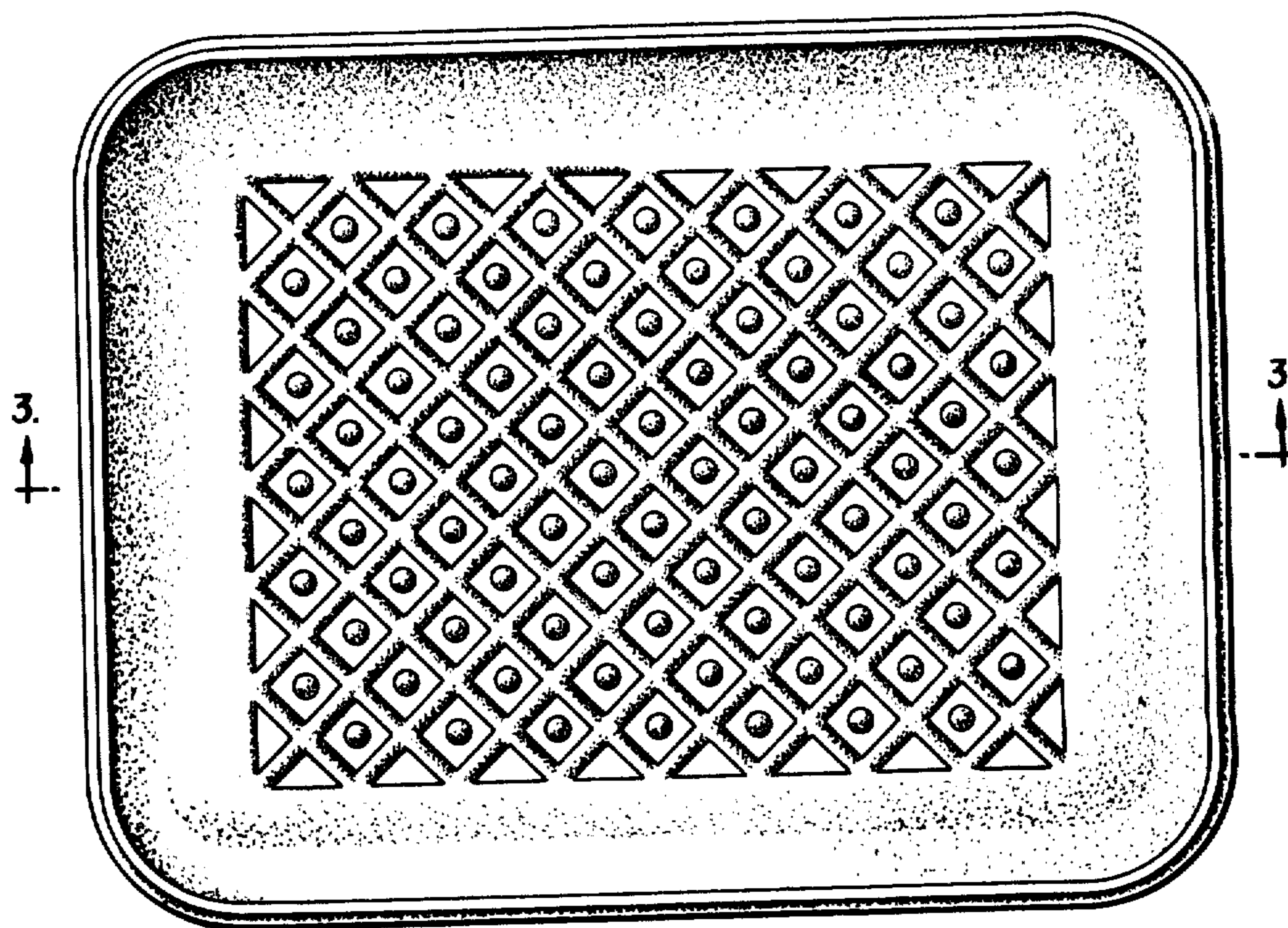


FIG. 1




FIG. 2




FIG. 3

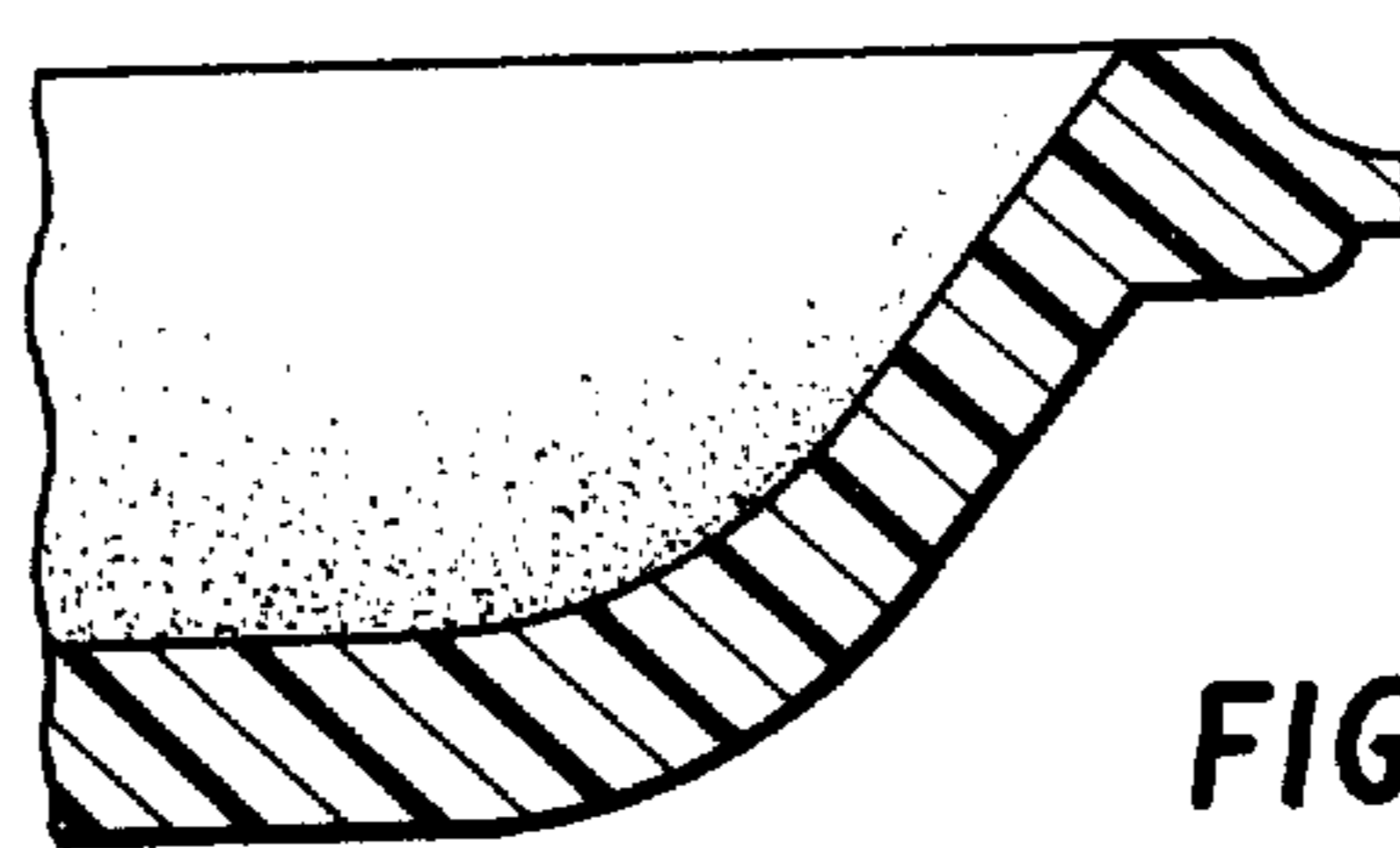


FIG. 4