

[54] COMBINED WALL SWITCH AND ESCUTCHEON THEREFOR

[76] Inventor: Sandra L. Mack, 3498 Yorkshire Rd., Pasadena, Calif. 91107

[**] Term: 14 Years

[21] Appl. No.: 161,131

[22] Filed: Jul. 31, 1980

[51] Int. Cl. D8-09; D13-03

[52] U.S. Cl. D8/353; D13/32; D13/37; D13/38

[58] Field of Search D8/350-353; D13/32, 37, 38; 174/66, 67; 292/357; 200/329, 334, 336, 313, 316, 11 TW

[56] References Cited

U.S. PATENT DOCUMENTS

Re. 19,092	2/1934	Despard	174/66
D. 106,277	10/1937	Boynton	D13/38
D. 188,324	7/1960	Brown	D13/32
D. 189,579	1/1961	Larkin	D13/37
D. 204,941	5/1966	Ramsing	D13/37
D. 212,760	11/1968	Bordner	D8/353
D. 243,825	3/1977	Levin	D8/353
3,269,209	8/1966	Davis	D13/38
3,818,155	6/1974	Lockard	200/11 TW
4,009,797	3/1977	Lee	174/67

OTHER PUBLICATIONS

House & Home, 1/60, p. 298, Twin Switch (right of center).

Primary Examiner—B. J. Bullock
Attorney, Agent, or Firm—Fischer, Tachner & Strauss

[57] CLAIM

The ornamental design for a combined wall switch and escutcheon therefor, substantially as shown and described.

DESCRIPTION

FIG. 1 is a front perspective view of a combined wall switch and escutcheon therefore showing my new design; the rear being flat and unornamented;
FIG. 2 is a top plan view of FIG. 1;
FIG. 3 is a side elevational view taken from the right of FIG. 1;
FIG. 4 is a front perspective view of a second embodiment of the design of FIG. 1, the rear being flat and unornamented;
FIG. 5 is a top plan view of FIG. 4;
FIG. 6 is a side elevational view taken from the right of FIG. 4; and
FIG. 7 is a front perspective view of a third embodiment of the design of FIG. 1, the rear being flat and unornamented.

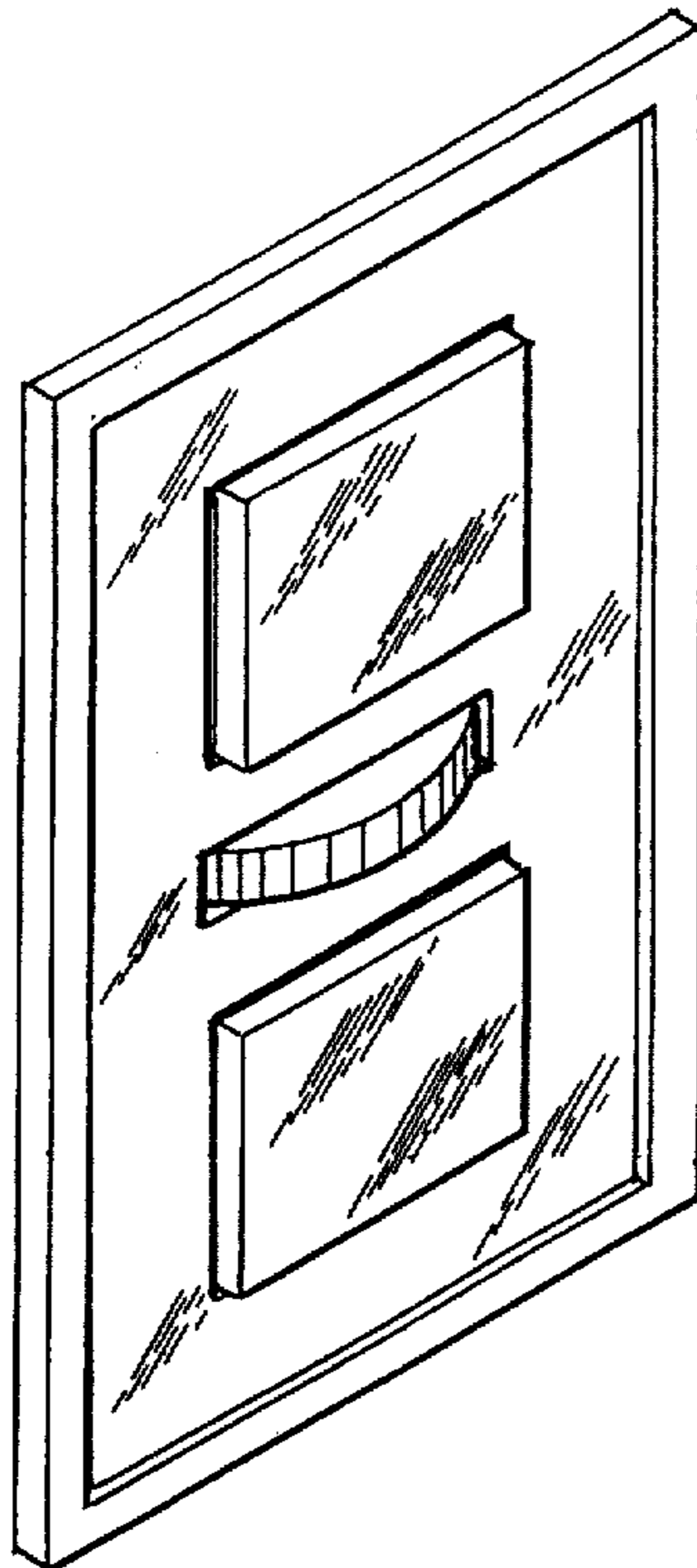


FIGURE 1




FIGURE 2

FIGURE 3

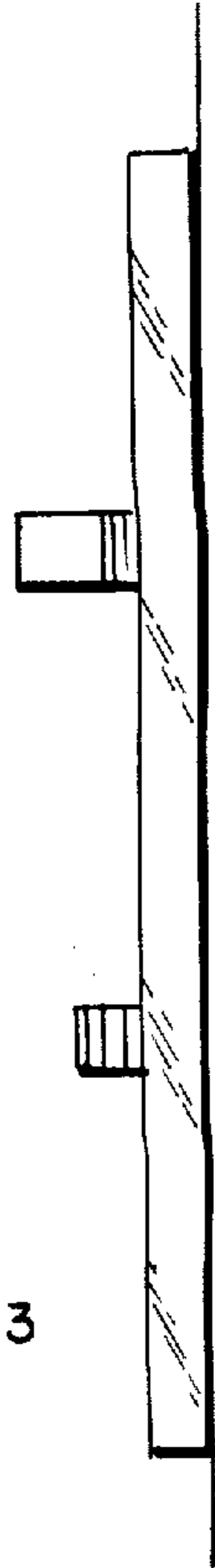


FIGURE 4

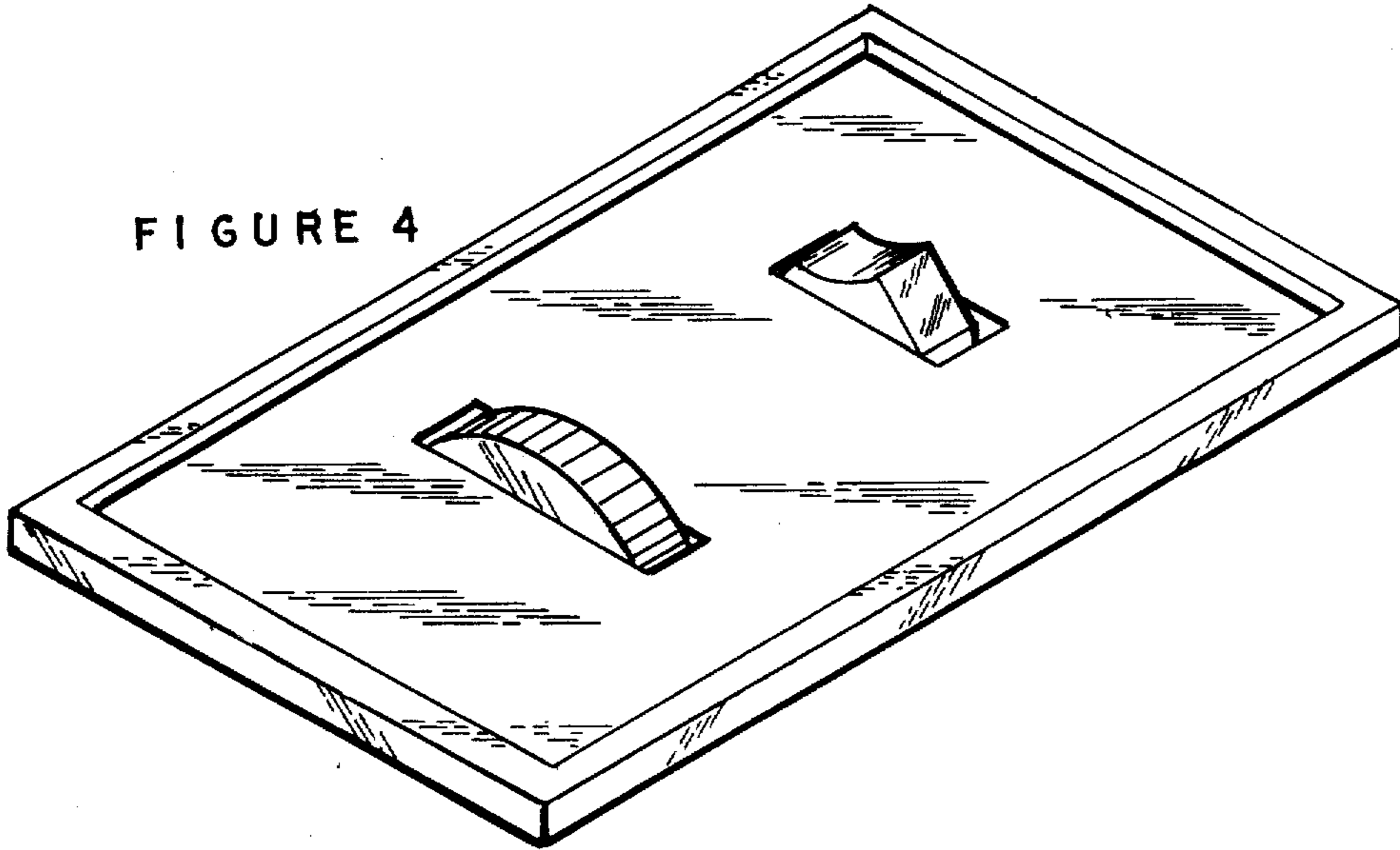


FIGURE 5

FIGURE 6



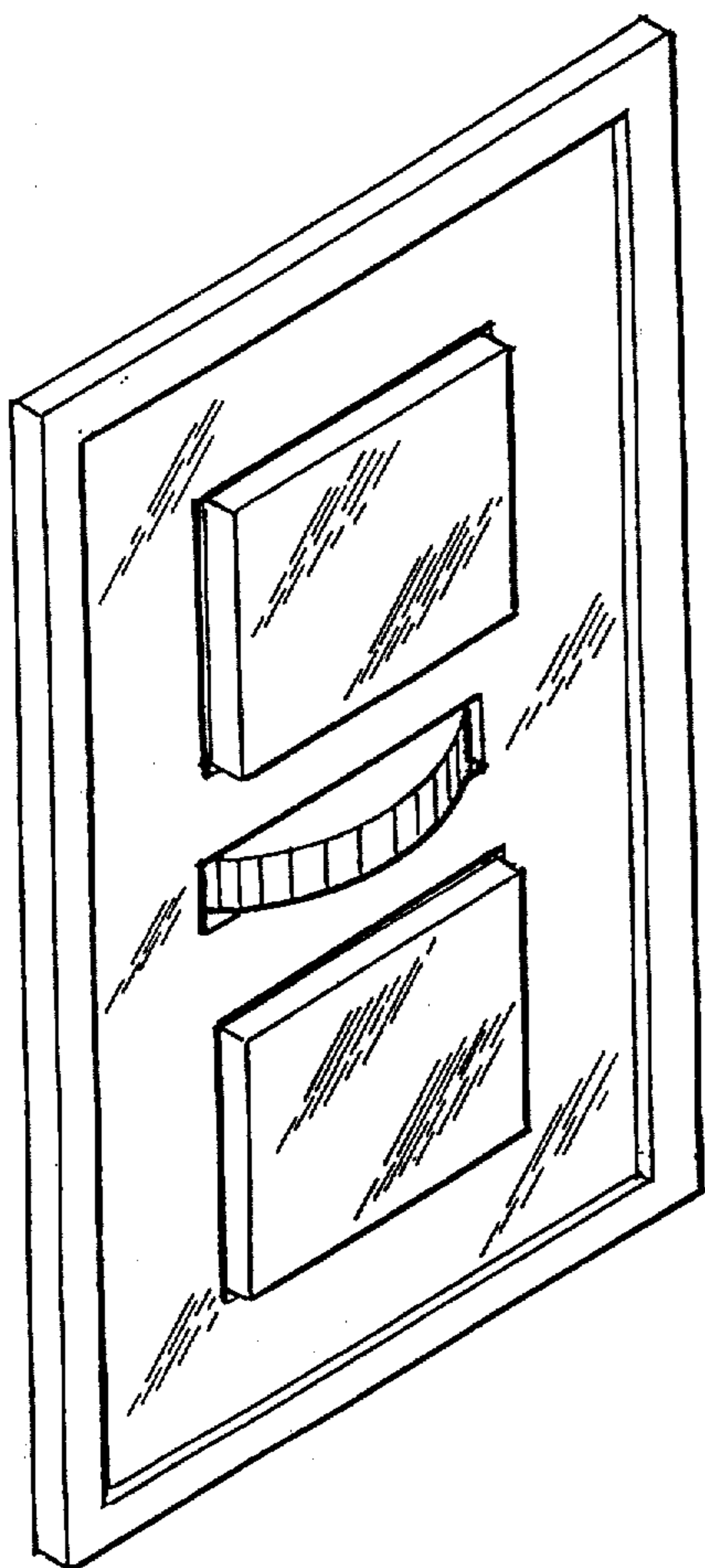


FIGURE 7