

[54] RAILING BALUSTER

[76] Inventors: Robert V. Faber, 1905 NE. 49th Ave., Portland, Oreg. 97213; Ronald D. Sylwester, P.O. Box 1404, Lake Grove, Oreg. 97034

[**] Term: 14 Years

[21] Appl. No.: 218,530

[22] Filed: Dec. 22, 1980

[51] Int. Cl. D25-01

[52] U.S. Cl. D25/77; D25/44

[58] Field of Search D25/43, 44, 77, 78, D25/38; 52/720, 722, 726; 256/19, 48, 49, 50, 51, 52

[56] References Cited

U.S. PATENT DOCUMENTS

2,918,150	12/1959	Binm	D25/43 X
3,018,077	1/1962	Buehler	D25/43 X
4,001,993	1/1977	Daniels	52/720 X

4,143,859 3/1979 Tews 52/722 X

Primary Examiner—A. Hugo Word
Attorney, Agent, or Firm—James D. Givnan, Jr.

[57] CLAIM

The ornamental design for a railing baluster, as shown and described.

DESCRIPTION

FIG. 1 is a front elevational view of a railing baluster showing our new design;

FIG. 2 is a side elevational view taken from the right side thereof;


FIG. 3 is a side elevational view taken from the left side thereof;

FIG. 4 is a fragmentary front elevational view on an enlarged scale, thereof;

FIG. 5 is a top plan view of FIG. 4; and

FIG. 6 is a horizontal sectional view taken along line 6-6 of FIG. 4.

The railing shown in broken lines in FIGS. 1-4, is disclosed for illustrative purposes only.






FIG. 1




FIG. 2




FIG. 3

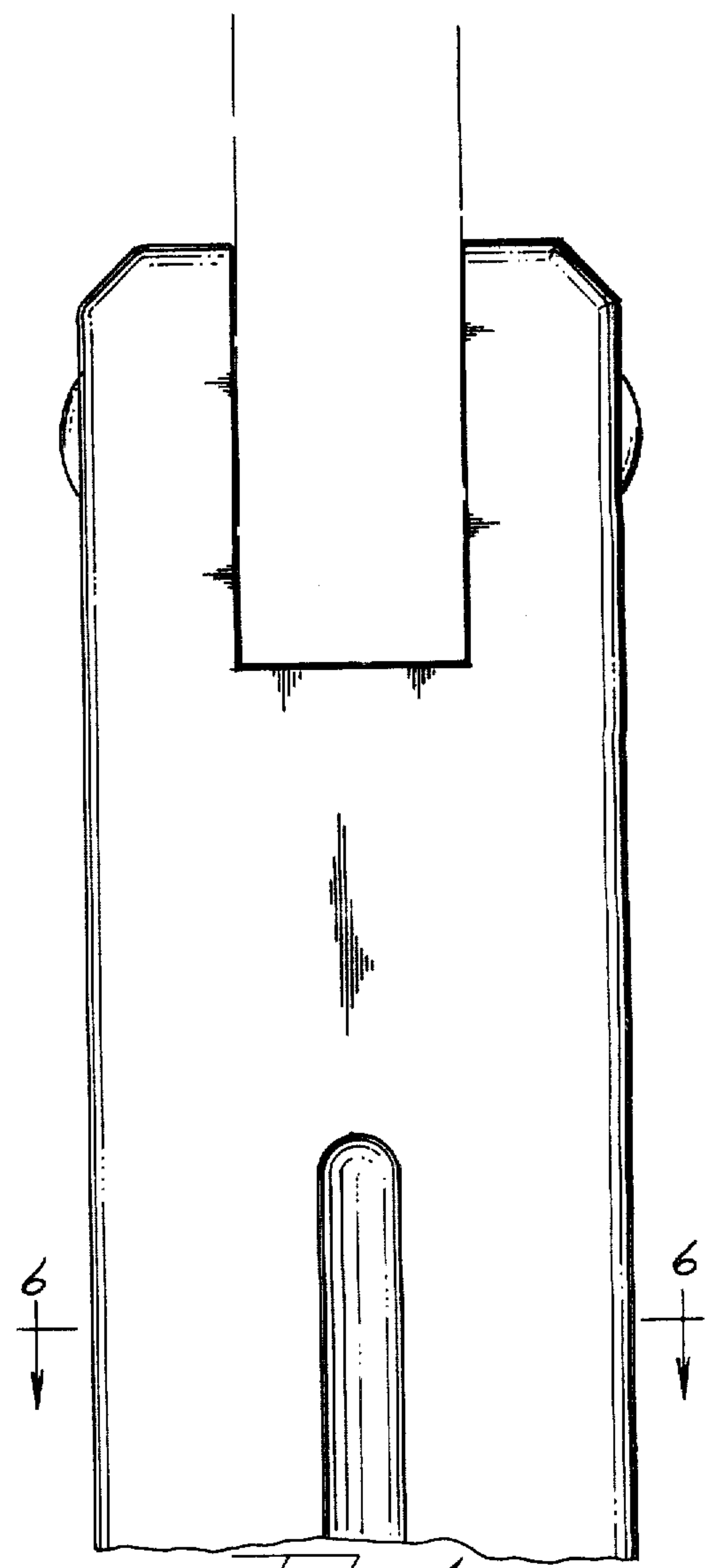


FIG. 4

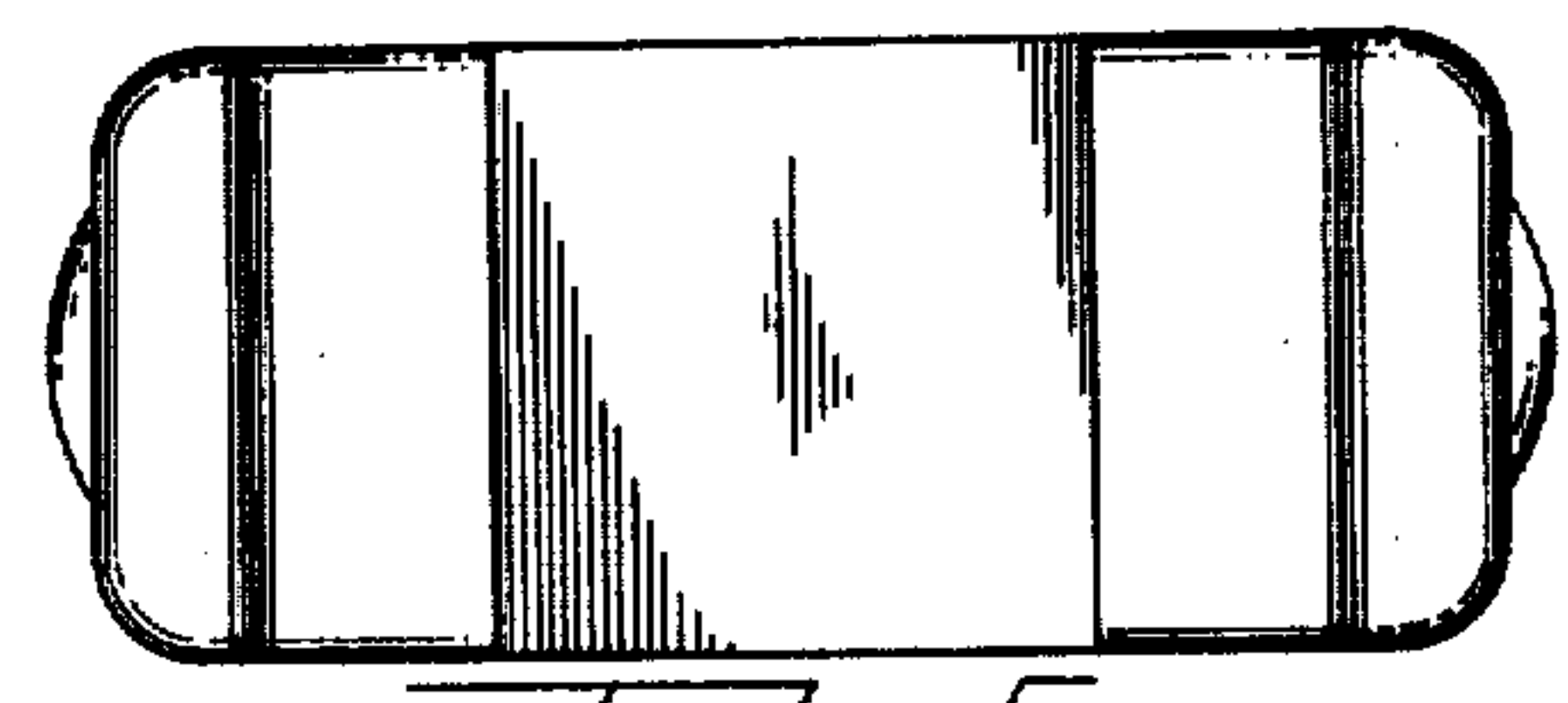


FIG. 5

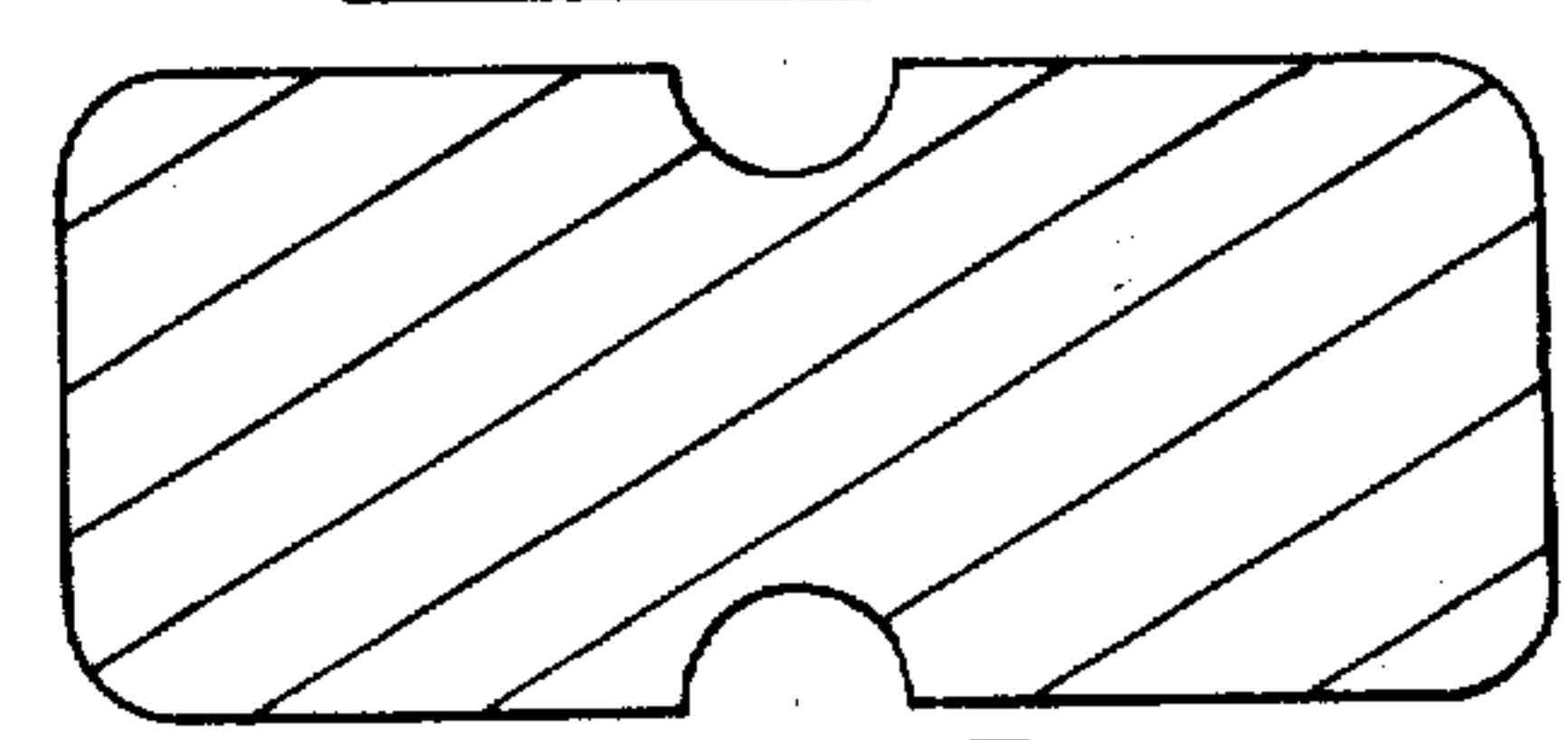


FIG. 6