

[54] **WRIST WATCH**

[76] **Inventor:** Georges Claude, 107bis, rue du Parc, La Chaux-de-Fonds, Switzerland

[\*\*] **Term:** 14 Years

[21] **Appl. No.:** 168,730

[22] **Filed:** Jul. 14, 1980

[51] **Int. Cl.** ..... D10—02

[52] **U.S. Cl.** ..... D10/38

[58] **Field of Search** ..... D10/1, 2, 15, 30-39, D10/122-126; 368/276, 285, 80-82, 240-242

[56] **References Cited**

**U.S. PATENT DOCUMENTS**

- D. 149,039 3/1948 Barre ..... D10/32
- D. 150,127 7/1948 Geduldig ..... D10/32
- 2,229,978 1/1941 Kolberg ..... D10/32 X

**OTHER PUBLICATIONS**

*National Jeweler*, 6/73, p. 45, Watch at top-center.

*Primary Examiner*—Nelson C. Holtje  
*Attorney, Agent, or Firm*—McGlew and Tuttle

[57] **CLAIM**

The ornamental design for a wrist watch, as shown and described.

**DESCRIPTION**

FIG. 1 is a front perspective view of a wrist watch showing my new design;

FIG. 2 is a front elevational view thereof;

FIG. 3 is a right side elevational view of FIG. 2;


FIG. 4 is a left side elevational view of FIG. 2;

FIG. 5 is a rear elevational view of FIG. 2;

FIG. 6 is a top plan view of FIG. 2;

FIG. 7 is a bottom plan view of FIG. 2.

The broken line descriptions of watch bands, straps and strap retaining pins shown in FIGS. 1, 2 and 5-7 are environmental only and form no part of the claimed design.






FIG. 1

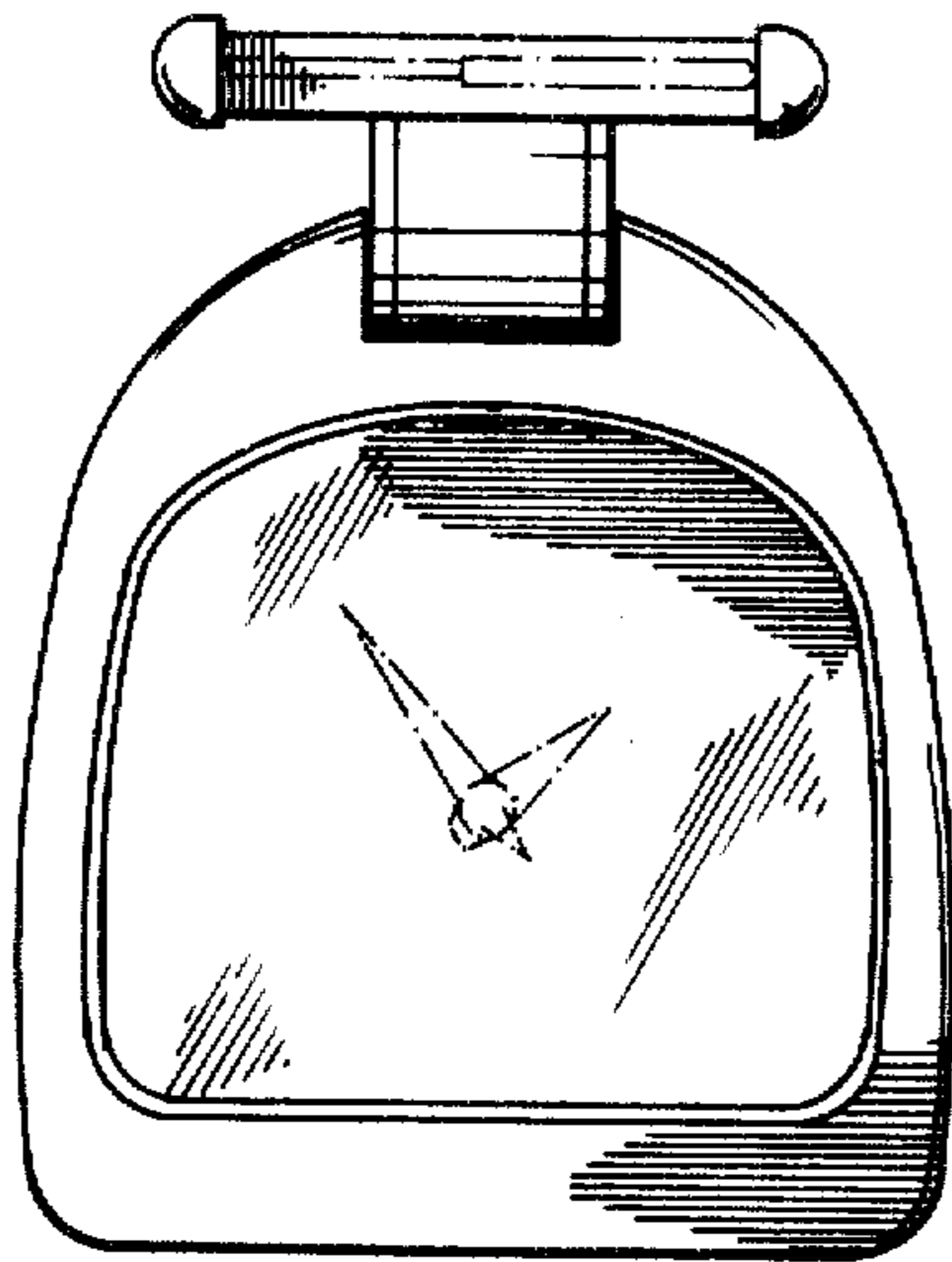


FIG. 2

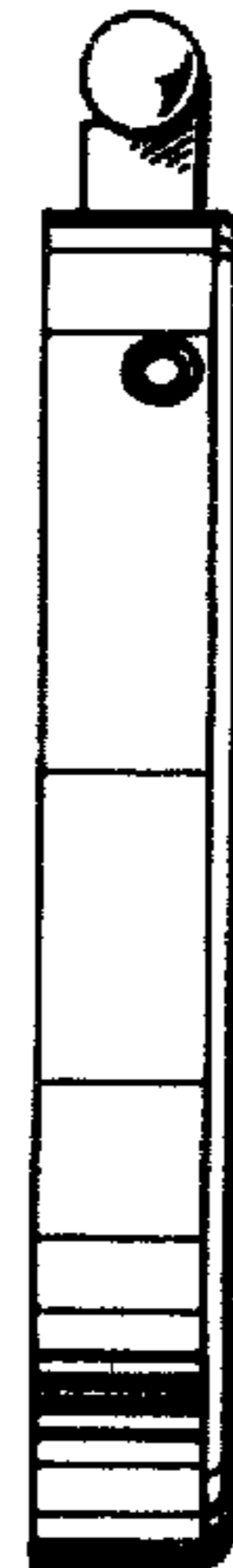


FIG. 3



FIG. 6




FIG. 7

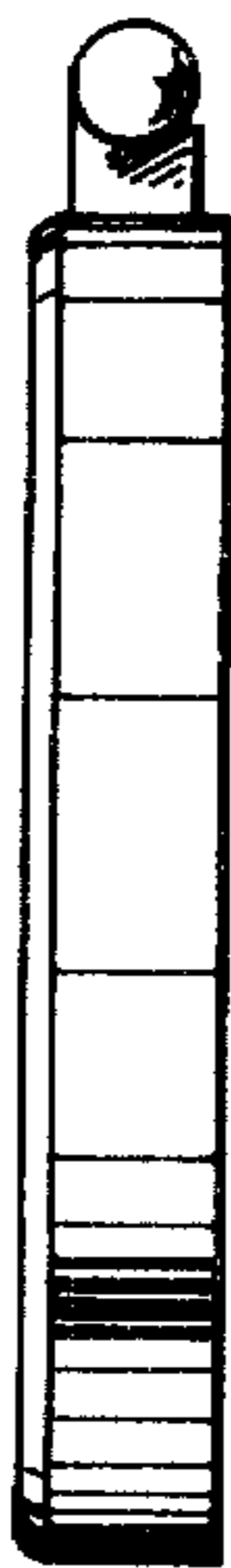


FIG. 4



FIG. 5