

[54] CAP FOR A DRUM

[75] Inventor: Kinji Mineo, Tokyo, Japan
[73] Assignee: Yamato Iron Works Co., Ltd., Tokyo, Japan
[**] Term: 14 Years
[21] Appl. No.: 147,865
[22] Filed: May 8, 1980

[51] Int. Cl. D9-07
[52] U.S. Cl. D9/439
[58] Field of Search D99/51; D9/439, 454, D9/435; 220/1 BC, 284; 215/295, 302; 217/98, 105, 107, 110

[56] References Cited

U.S. PATENT DOCUMENTS

D. 197,922 4/1964 Senoff D9/439
D. 240,022 5/1976 Laurizio D9/439
1,737,605 12/1929 Mauser 220/284
1,765,284 6/1930 Prosnitz 220/288 X

OTHER PUBLICATIONS

Modern Steel Containers, Wilson & Bennett Mfg. Co., ©1935, p. 90, Sealing Plug in lower right.

Primary Examiner—Robert C. Spangler
Attorney, Agent, or Firm—Armstrong, Nikaido, Marmelstein & Kubovcik

[57] CLAIM

The ornamental design for a cap for a drum, as shown and described.

DESCRIPTION

FIG. 1 is a plan view of a cap for a drum showing my new design;
FIG. 2 is a bottom view thereof;
FIG. 3 is a front view thereof;
FIG. 4 is a rear view thereof;
FIG. 5 is a left side view thereof;
FIG. 6 is a right side view thereof; and
FIG. 7 is a sectional view taken on line A—A of FIG. 1.

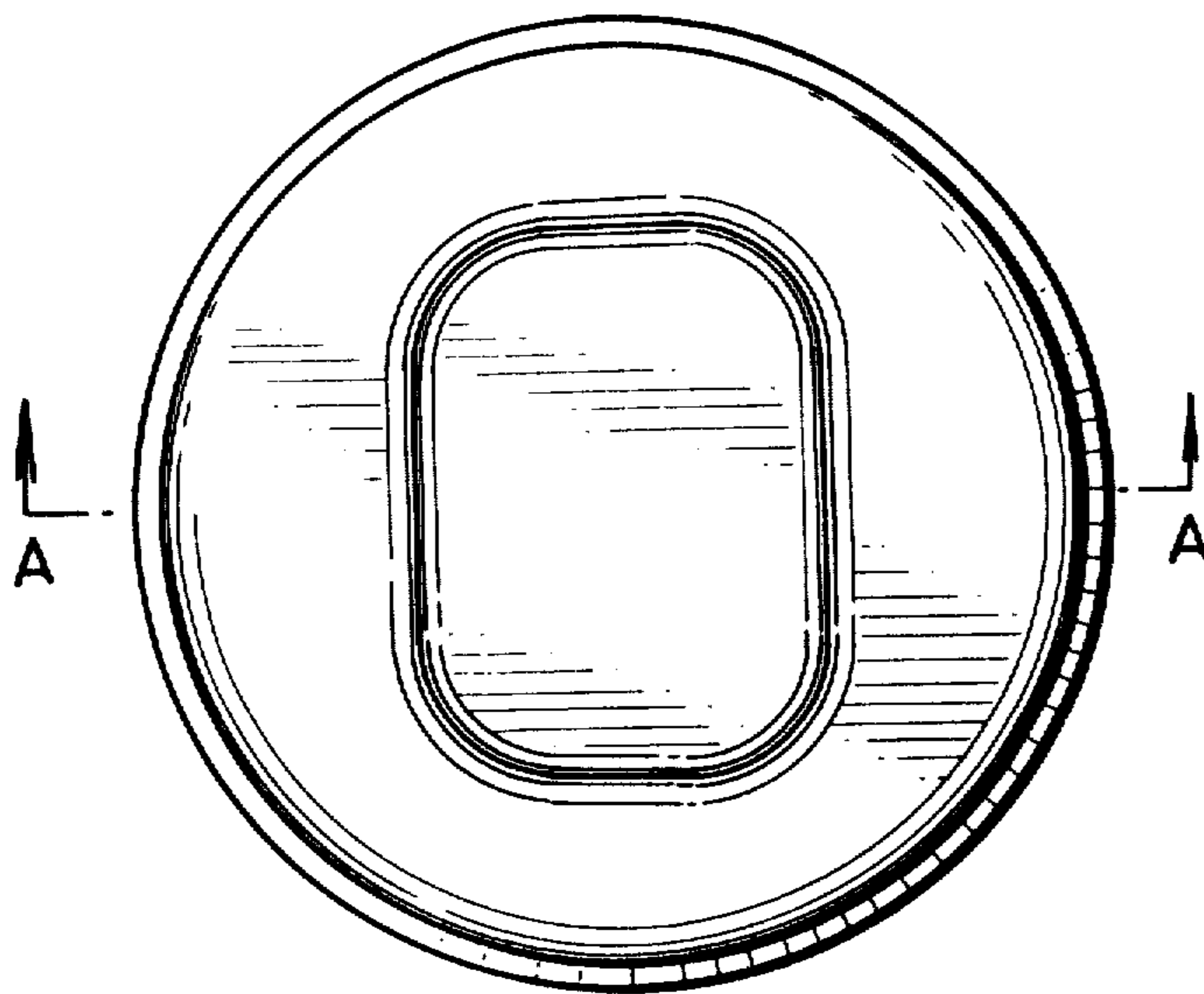


FIG. 1 .

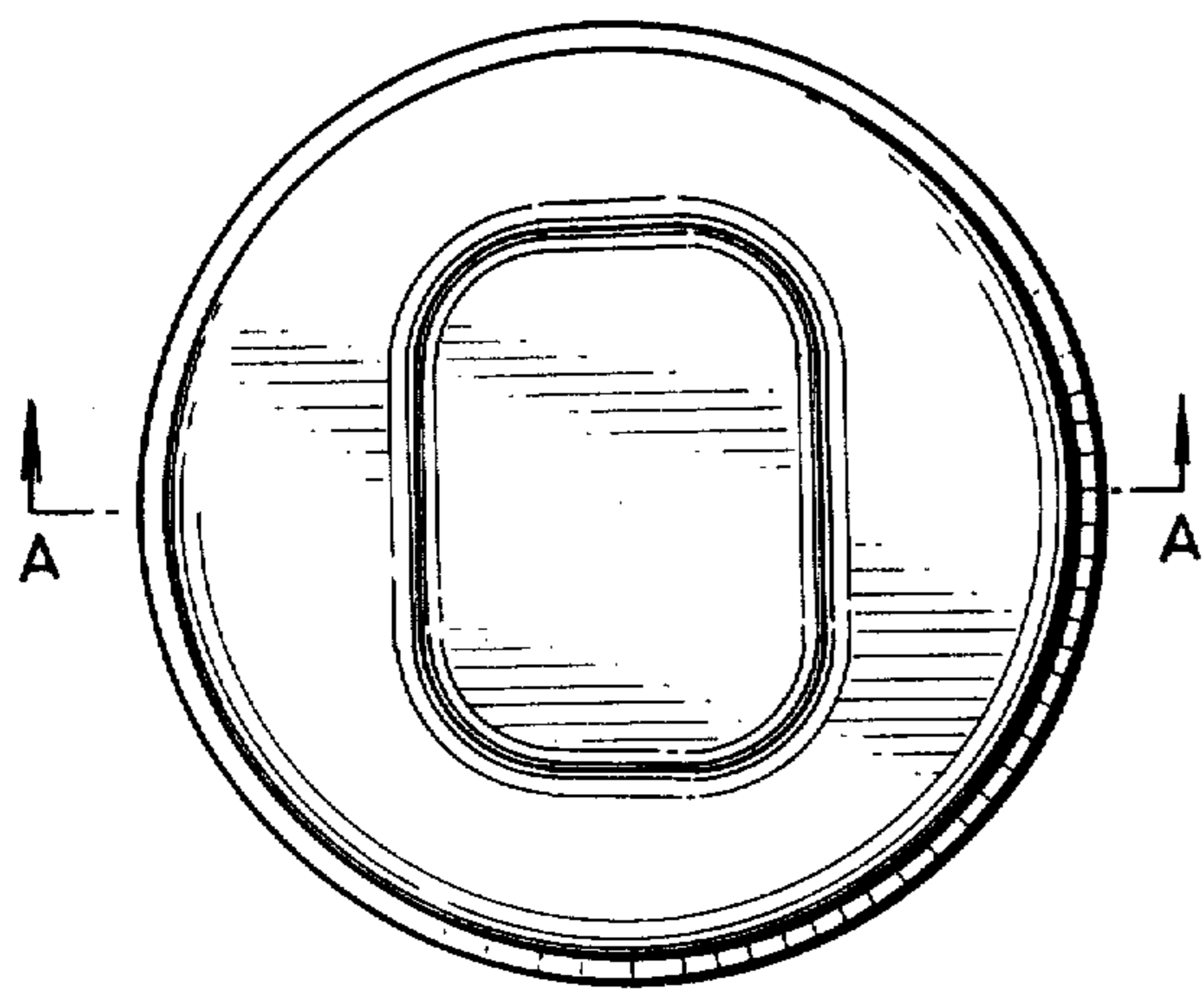


FIG. 2 .

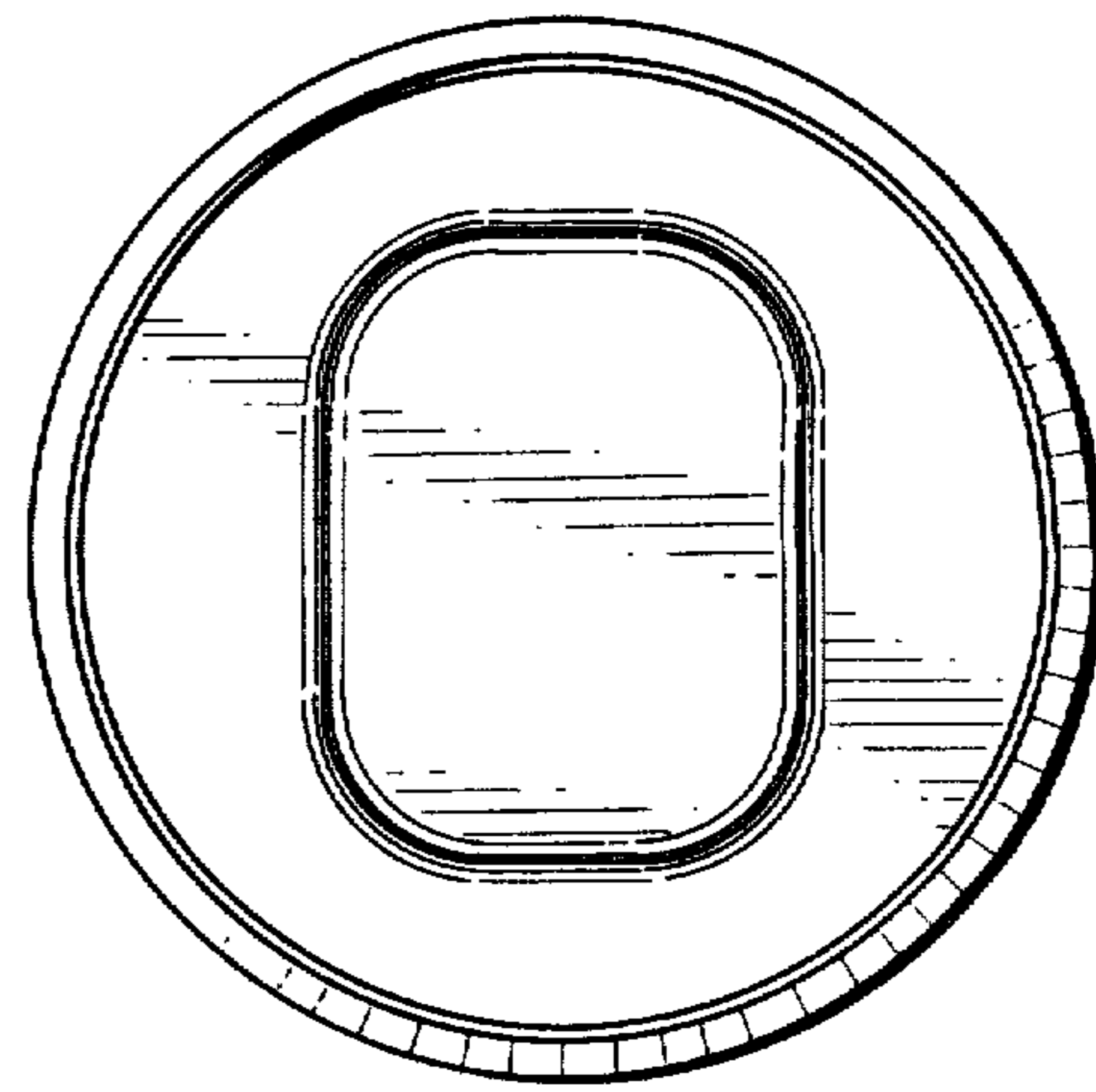


FIG. 3 .




FIG. 4 .




FIG. 5 .




FIG. 6 .




FIG. 7 .

