

[54] CHILD'S PROTECTIVE SHIELD FOR ATTACHMENT BETWEEN THE BACKRESTS OF AUTOMOTIVE FRONT SEATS

[76] Inventor: Ivan Rados, Intagsgränd 56, S-163 57 Spånga, Sweden

[**] Term: 14 Years

[21] Appl. No.: 237,814

[22] Filed: Feb. 24, 1981

[30] Foreign Application Priority Data

Aug. 25, 1980 [SE] Sweden 80-1586

[51] Int. Cl. D6-99

[52] U.S. Cl. D6/191; D6/85; D6/198

[58] Field of Search D6/191, 194, 198, 85, D6/5, 7

[56] References Cited

U.S. PATENT DOCUMENTS

| | | | | |
|------------|---------|--------------|-------|--------|
| D. 33,335 | 10/1900 | Gallaway | | D6/198 |
| D. 163,027 | 4/1951 | Colson | | D6/194 |
| D. 179,205 | 11/1956 | Levie | | D6/191 |
| D. 179,429 | 12/1956 | Roche et al. | | D6/194 |
| D. 197,326 | 1/1964 | Morrison | | D6/198 |
| D. 249,862 | 10/1978 | Knight | | D6/194 |

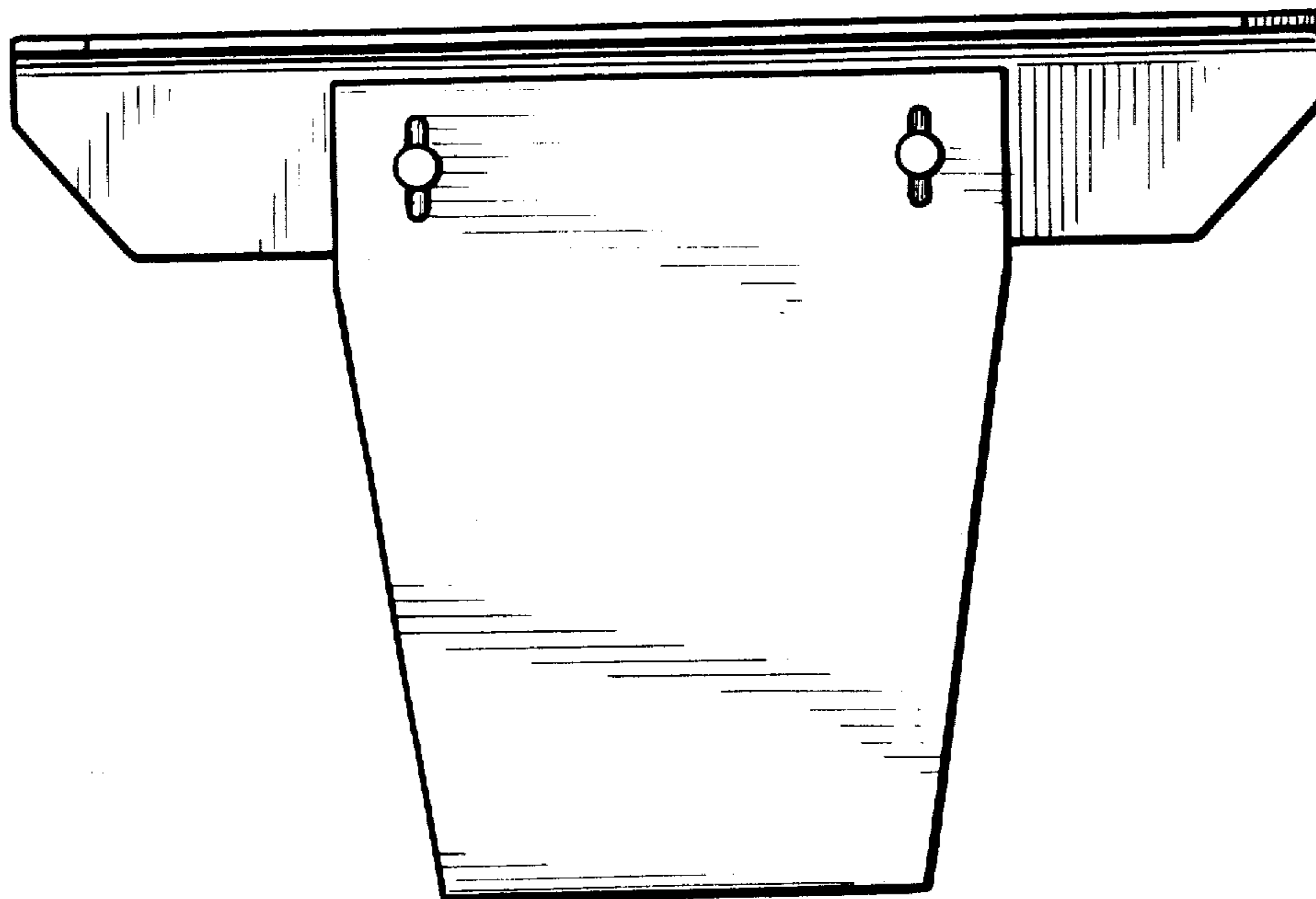
Primary Examiner—Bruce W. Dunkins
Attorney, Agent, or Firm—Pollock, Vande Sande & Priddy

[57] CLAIM

The ornamental design for a child's protective shield for attachment between the backrests of automotive front seats, as shown.

DESCRIPTION

FIG. 1 is a front elevational view of a child's protective shield for attachment between the backrests of automotive front seats showing my design; FIG. 2 is a rear view; FIG. 3 is a top plan view; and FIG. 4 is a side elevational view thereof.



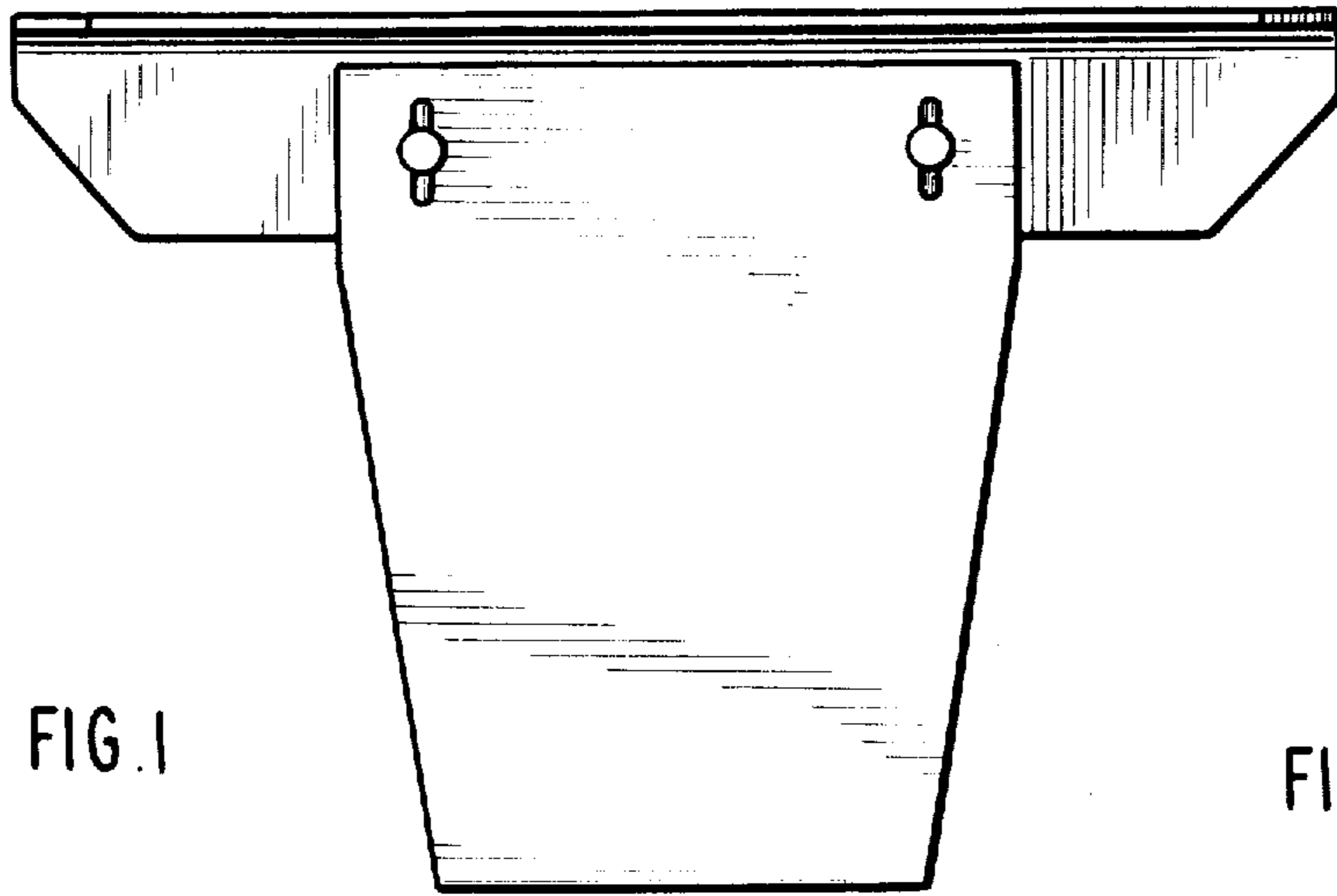


FIG. 1




FIG. 4

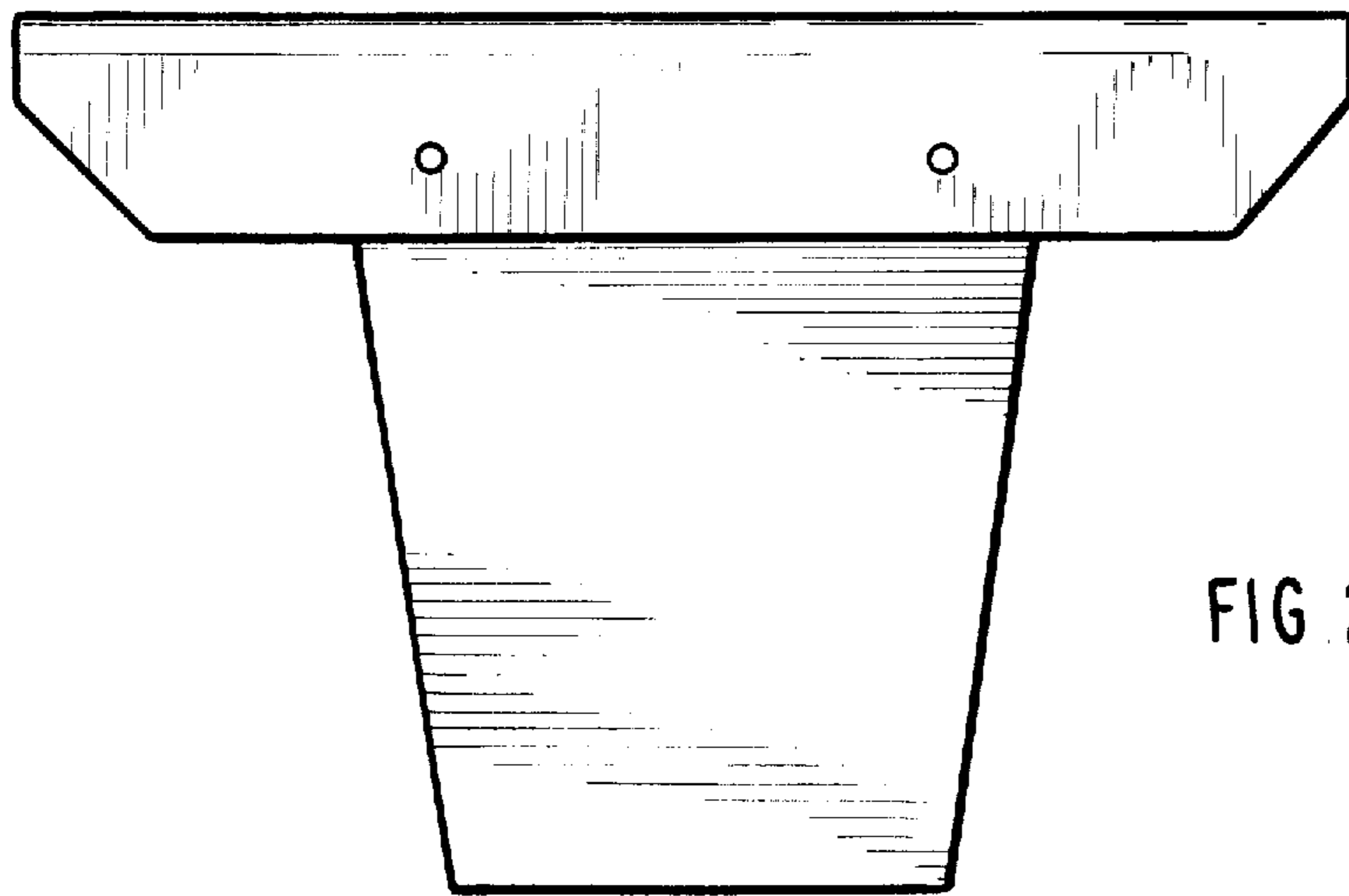


FIG. 2

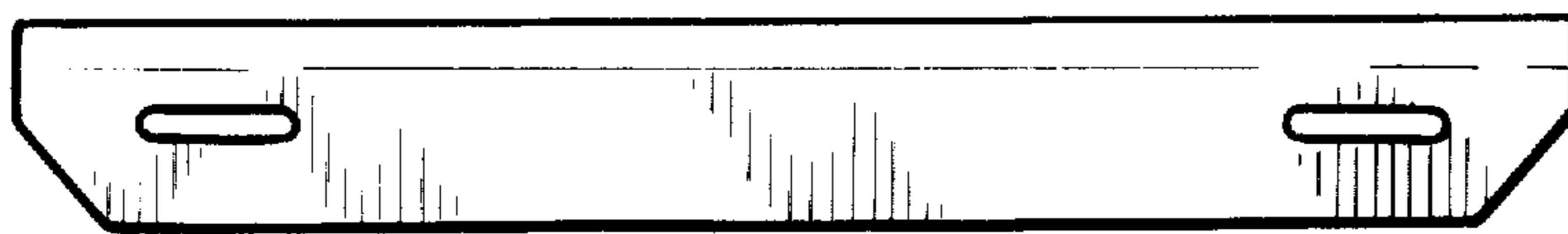


FIG. 3